

NATIONAL COMMISSION FOR PROTECTION OF CHILD RIGHTS



Report of
Virtual
Review
Meeting on
Child
Marriage
with Districts
all over India

COMPREHENSIVE REPORT OF VIRTUAL REVIEW MEETINGS' ON CHILD MARRIAGE WITH DISTRICTS ALL OVER INDIA FOR 2023-24



प्रियंक कानूनगो
Priyank Kanoongo
अध्यक्ष
Chairperson

भारत सरकार
GOVERNMENT OF INDIA
राष्ट्रीय बाल अधिकार संरक्षण आयोग
NATIONAL COMMISSION FOR PROTECTION OF CHILD RIGHTS
नई दिल्ली-110 001
New Delhi - 110 001



PREFACE

"सच्चा स्वराज तब तक प्राप्त नहीं हो सकता जब तक हम बाल विवाह जैसी सामाजिक बुराइयों को समाप्त नहीं करते। जब तक हम अपने बच्चों को इस तरह की प्रथाओं की बलि चढ़ाते रहेंगे, स्वराज एक दूर का सपना बना रहेगा"- महात्मा गाँधी, (1921, यंग इंडिया, साप्ताहिक पत्रिका)

It is with great responsibility and dedication that I present this report, which serves as a critical step forward in our ongoing mission to protect and promote the rights of children throughout India. The National Commission for Protection of Child Rights (NCPCR), in the discharge of its statutory mandate, has remained committed to ensure the safety, development, and empowerment of every child. The Commission's focused efforts, particularly in the implementation of child-centric legislation, such as the Prohibition of Child Marriage Act, 2006, underscore our unwavering resolve to eliminate the harmful practice of child marriage.

This report, prepared pursuant to the Commission's functions under Section 13(1)(a) of the Commissions for Protection of Child Rights Act, 2005, draws upon the collective insights and actions taken by the Commission and key stakeholders across various levels of governance. A series of virtual review meetings with stakeholders from States and Union Territories was conducted to assess the measures undertaken for the prevention of child marriages, in line with the Prohibition of Child Marriage Act, 2006. These efforts reflect a broader commitment to social welfare and cooperative federalism in the formulation and implementation of child welfare policies.

The report consolidates data and observations derived from these engagements, including the activities of district authorities and Child Marriage Prohibition Officers (CMPOs), whose tireless efforts at the grassroots level continue to make a substantial impact. The detailed findings, based on inputs uploaded to the NCPCR's Child Marriage Portal, outline the preventive measures, awareness initiatives, and enforcement activities implemented across 27 States and 7 Union Territories during the period 2023-2024.

It is my hope that this report serves as a valuable resource for government officials, policymakers, child welfare practitioners, and educators. It is only through continued cooperation and diligent effort that we can effectively safeguard the rights of children and create a society free from the practice of child marriage. The Commission remains committed to this cause and looks forward to the continued collaboration of all stakeholders in building a safer, more nurturing environment for every child in India.

(Priyank Kanoongo)
Chairperson NCPCR

5वां तल, चन्द्रलोक बिल्डिंग, 36, जनपथ, नई दिल्ली-110 001
5th Floor, Chanderlok Building, 36, Janpath, New Delhi-110 001
दूरभाष /Ph. :011-23478212, 23478200
ई-मेल / E-mail : cp.ncpcr@nic.in वेब / Web:www.ncpcr.gov.in



Rupali Banerjee Singh
रूपाली बनर्जी सिंह
Member Secretary
सदस्य सचिव

NATIONAL COMMISSION FOR PROTECTION OF CHILD RIGHTS

राष्ट्रीय बाल अधिकार संरक्षण आयोग

GOVERNMENT OF INDIA

भारत सरकार



ACKNOWLEDGEMENT

The National Commission for Protection of Child Rights (NCPCR) while performing its function as per Section 13(1) (a) of the Commission for Protection of Child Rights Act, 2005, conducted a series of virtual review meetings over the course of one month with key stakeholders from all the States and Union Territories (UTs). These meetings focused on the prevention of child marriages under the Prohibition of Child Marriage Act, 2006, with the aim of advancing social objectives and contributing to the formulation and implementation of welfare policies for children within the framework of competitive-cooperative federalism.

In accordance with its mandate, the Commission has prioritized the issue of child marriage and, as part of its efforts, developed a format to capture the activities undertaken by districts during the last financial year. The Commission has been conducting review meetings focused on the prevention of child marriages for the past three years within the framework of competitive-cooperative federalism resulting in significant impact. During this period, reporting of child marriages has increased, while the number of cases has shown a notable decline.

Based on the findings from these review meetings and the data submitted by relevant stakeholders via the NCPCR's Child Marriage Portal, the Commission has prepared a Comprehensive Report detailing the activities undertaken by States and Union Territories for raising awareness on the Prohibition of Child Marriage Act, covering the year 2023-2024.

The Report outlines the efforts undertaken by the concerned authorities at the district level, as well as the preventive measures implemented to curb the practice of child marriage. Further, the Commission regularly engages with State and District authorities to ensure that measures under the Prohibition of Child Marriage Act, 2006 (PCMA), are effectively implemented and enforced.

I extend my deepest gratitude to Shri Priyank Kanoongo, Chairperson, NCPCR, for his invaluable guidance and for spearheading this crucial initiative. His leadership has made a significant contribution to this Report's success.

I would also like to express my sincere appreciation to Ms. Nidhi Sharma, Senior Professional, Juvenile Justice and Laws Relating to Children, and Ms. Anshita Surana, Consultant, Juvenile Justice, for their invaluable contribution in preparing this Report.


(Rupali Banerjee Singh)
Member Secretary, NCPCR

Table of Content

ABOUT NCPCR	9
INTRODUCTION	10
OVERVIEW	13
STATE WISE REPRESENTATION OF DATA RECEIVED BY THE COMMISSION	16
Activity 1: Awareness Programme*	16
Activity 2: Meeting of Officials/ Functionaries*	18
Activity 3: Identification of Vulnerable Children*	21
ACTIVITIES CONDUCTED IN EACH DISTRICT	23
ANDHRA PRADESH	23
Activity 1: Awareness Programme	23
Activity 2: Meeting of Officials/ Functionaries	26
Activity 3: Identification of Vulnerable Children	37
ARUNACHAL PRADESH	45
Activity 1: Awareness Programmes	45
Activity 2: Meeting of Officials/ Functionaries	48
Activity 3: Identification of vulnerable children	54
ASSAM	58
Activity 1: Awareness Programme	58
Activity 2: Meeting of Officials/ Functionaries	62
Activity 3: Identification of vulnerable children	75
BIHAR	85
Activity 1: Awareness Programmes	85
Activity 2: Meeting of Officials/ Functionaries	89
Activity 3: Identification of vulnerable children	101
CHHATTISGARH	109
Activity 1: Awareness Programmes	109
Activity 2: Meeting of Officials/ Functionaries	113
Activity 3: Identification of vulnerable children	122
GOA	127
GUJARAT	127
Activity 1: Awareness Programmes	127
Activity 2: Meeting of Officials/ Functionaries	133

Activity 3: Identification of vulnerable children	147
HARYANA	156
Activity 1: Awareness Programmes	156
Activity 2: Meeting of Officials/ Functionaries	159
Activity 3: Identification of vulnerable children	165
HIMACHAL PRADESH	170
Activity 1: Awareness Programmes	170
Activity 2: Meeting of Officials/ Functionaries	172
Activity 3: Identification of vulnerable children	176
JHARKHAND	179
Activity 1: Awareness Programmes	179
Activity 2: Meeting Of Officials/Functionaries	182
Activity 3: Identification of Vulnerable children	190
KARNATAKA	196
Activity 1: Awareness Programmes	196
Activity 2: Meeting of Officials/ Functionaries	200
Activity 3: Identification of vulnerable children	211
KERALA	221
Activity 1: Awareness Programmes	221
Activity 2: Meeting of Officials/ Functionaries	224
Activity 3: Identification of vulnerable children	232
MADHYA PRADESH	237
Activity 1: Awareness Programmes	237
Activity 2: Meetings of Officials/ Functionaries	246
Activity 3: Identification of Vulnerable Children	271
MAHARASHTRA	290
Activity 1: Awareness Programmes	290
Activity 2: Meeting of Officials/ Functionaries	295
Activity 3: Identification of vulnerable children	312
MANIPUR	323
Activity 1: Awareness Programmes	323
Activity 2: Meeting of Officials/ Functionaries	325
Activity 3: Identification of vulnerable children	330
MEGHALAYA	333
Activity 1: Awareness Programme	333

Activity 2: Meeting of Officials/ Functionaries	335
Activity 3: Identification of vulnerable children	341
MIZORAM	345
Activity 1: Awareness Programmes	345
Activity 2: Meeting of Officials/ Functionaries	346
Activity 3: Identification of vulnerable children	349
NAGALAND	351
Activity 1: Awareness Programmes	351
Activity 2: Meeting of Officials/ Functionaries	353
Activity 3: Identification of vulnerable children	359
ODISHA	363
Activity 1: Awareness Programmes	363
Activity 2: Meeting of Officials/ Functionaries	366
Activity 3: Identification of vulnerable children	376
PUNJAB	384
Activity 1: Awareness Programmes	384
Activity 2: Meeting of Officials/ Functionaries	388
Activity 3: Identification of vulnerable children	400
RAJASTHAN	408
Activity 1: Awareness Programmes	408
Activity 2: Meeting of Officials/ Functionaries	411
Activity 3: Identification of vulnerable children	421
SIKKIM	428
Activity 1: Awareness Programmes	429
Activity 2: Meeting of Officials/ Functionaries	429
Activity 3: Identification of vulnerable children	432
TAMIL NADU	433
Activity 1: Awareness Programmes	433
Activity 2: Meeting of Officials/ Functionaries	438
Activity 3: Identification of vulnerable children	455
TELANGANA	468
Activity 1: Awareness Programmes	468
Activity 2: Meeting of Officials/ Functionaries	472
Activity 3: Identification of vulnerable children	484
TRIPURA	492

Activity 1: Awareness Programmes	492
Activity 2: Meeting of Officials/ Functionaries	493
Activity 3: Identification of vulnerable children	495
UTTARAKHAND	497
Activity 1: Awareness Programmes	497
Activity 2: Meeting of Officials/ Functionaries	499
Activity 3: Identification of vulnerable children	504
WEST BENGAL	564
Activity 1: Awareness Programmes	564
Activity 2: Meeting of Officials/ Functionaries	568
Activity 3: Identification of vulnerable children	580
ANDAMAN AND NICOBAR ISLAND	588
Activity 1: Awareness Programmes	588
Activity 2: Meeting of Officials/ Functionaries	589
Activity 3: Identification of vulnerable children	589
CHANDIGARH	590
Activity 1: Awareness Programmes	590
Activity 2: Meeting of Officials/ Functionaries	591
Activity 3: Identification of vulnerable children	592
DADRA & NAGAR HAVELI AND DAMAN & DIU	592
Activity 1: Awareness Programmes	593
Activity 2: Meeting of Officials/ Functionaries	593
Activity 3: Identification of vulnerable children	595
NATIONAL CAPITAL TERRITORY OF DELHI	596
Activity 1: Awareness Programmes	596
Activity 2: Meeting of Officials/ Functionaries	598
Activity 3: Identification of vulnerable children	603
JAMMU AND KASHMIR	606
Activity 1: Awareness Programmes	607
Activity 2: Meeting of Officials/ Functionaries	609
Activity 3: Identification of vulnerable children	619
LADAKH	625
LAKSHWADEEP	626
Activity 1: Awareness Programmes	626
Activity 2: Meeting of Officials/ Functionaries	626

Activity 3: Identification of vulnerable children	627
PUDUCHERRY	628
Activity 1: Awareness Programmes	628
Activity 2: Meeting of Officials/ Functionaries	629
Activity 3: Identification of vulnerable children	629
CONCLUSION	631
IMPACT STUDY	632



ABOUT NCPCR

The National Commission for Protection of Child Rights (hereinafter referred to as the "Commission") is a statutory body constituted under Section 3 of the Commission for Protection of Child Rights (CPCR) Act, 2005, established to protect child rights and address related matters within the country. The Commission is further mandated to oversee the proper and effective implementation of the Protection of Children from Sexual Offences (POCSO) Act, 2012; the Juvenile Justice (Care and Protection of Children) Act, 2015; and the Right to Free and Compulsory Education (RTE) Act, 2009. Pursuant to one of its functions as stipulated under Section 13 of the CPCR Act, 2005, the Commission is assigned the duty of examining and reviewing the safeguards provided by or under any law for the time being enforced for the protection of child rights, and recommending measures for their effective implementation.

The Commission emphasizes the principles of universality and the inviolability of child rights, acknowledging the urgency of implementing all child-related policies within the country. It is essential for the Commission to protect all children within the 0 to 18 age group. Therefore, policies prioritize actions for the most vulnerable children, including those in backward regions, marginalized communities, and children in certain circumstances. The Commission recognizes that focusing on specific groups may lead to the inadvertent exclusion of other vulnerable children who do not fall under the defined categories. This exclusion can compromise efforts to reach all children and perpetuate societal tolerance of child rights violations. Such an approach may also adversely impact programs targeting specific populations. Thus, creating a broader environment to protect children's rights is essential for ensuring that targeted children become visible and confident in accessing their entitlements.

Likewise, for the Commission, every right a child enjoys is seen as mutually reinforcing and interdependent. The issue of rights being granted is a non-sequitur, as a child's ability to enjoy all her rights at age 18 depends on access to all her entitlements from birth. Consequently, policy interventions are significant at all stages of a child's development. The Commission affirms that all the rights of children are of equal importance.

INTRODUCTION

Child marriage constitutes a serious violation of children's rights, exposing them to heightened risks of violence, exploitation, and abuse. While affecting both genders, girls are disproportionately impacted. It involves the marriage of individuals under the age of 18, encompassing both formal and informal unions where minors cohabit as if married. Child marriage deprives children of their childhood and significantly infringes upon their rights to education, health, and protection, with far-reaching consequences for individuals, families, and communities. Girls married as children encounter obstacles in education, financial independence, and community participation, facing increased risks of domestic violence, HIV/AIDS, and complications from early childbirth. In India alone, an estimated 1.5 million girls under 18 are married annually, with nearly 16% of adolescent girls aged 15-19 currently married. Despite a decrease in prevalence from 47% to 27% between 2005-2006 and 2015-2016, child marriage remains unacceptably prevalent.

Child marriage, deeply rooted in social norms, starkly exemplifies pervasive gender inequality and discrimination, reflecting the devaluation of girls' human rights. It has adverse economic effects and perpetuates intergenerational poverty cycles. Early marriage hinders the acquisition of skills necessary for lifting families out of poverty and contributing to national social and economic development. Moreover, it imposes financial burdens on households due to early childbirth. Insufficient resource allocation for addressing child marriage is partly due to the absence of a compelling economic rationale for its eradication. Girls, undervalued by prevailing norms, are often relegated to domestic roles in preparation for marriage, limiting their opportunities for personal development and growth. Research underscores the importance of delaying marriage, improving health and nutrition, supporting girls' transition to secondary education, and facilitating skill acquisition to empower adolescent girls.

The Prohibition of Child Marriage Act (PCMA) was enacted with the explicit objective of combating child marriages and imposing severe penalties on those involved. Section 16 of the Act empowers the State Government to appoint Child Marriage Prohibition Officers (CMPOs), tasked with preventing child marriages, gathering evidence for prosecution, and promoting awareness of its harmful effects. While the primary responsibility for implementing the Act lies with state governments and Union Territory administrations, the Central Government also plays a crucial role. It conducts influential awareness campaigns and issues strong advisories to emphasize the detrimental consequences of child marriage.

Furthermore, the Commission convened a virtual meeting prior to Akshay Tritiya to educate district officials nationwide and implement measures to prevent child marriages. Additionally, the Commission monitors district activities throughout the year to raise public awareness about the consequences of child marriage. However, despite these efforts, certain segments of society persist in practicing child marriage under the guise of tradition, customs, and religious beliefs.

The State-wise details of Child marriage registered under PCMA, 2006 during the 2022.

S no.	State/UT	2022
1	Andhra Pradesh	26
2	Arunachal Pradesh	0
3	Assam	163
4	Bihar	13
5	Chhattisgarh	0
6	Goa	0
7	Gujarat	09
8	Haryana	37
9	Himachal Pradesh	4
10	Jharkhand	5
11	Karnataka	215
12	Kerala	6
13	Madhya Pradesh	7
14	Maharashtra	99
15	Manipur	1
16	Meghalaya	0
17	Mizoram	0
18	Nagaland	0
19	Odisha	46
20	Punjab	4
21	Rajasthan	10
22	Sikkim	0
23	Tamil Nadu	155
24	Telangana	53
25	Tripura	2
26	Uttar Pradesh	17

27	Uttarakhand	06
28	West Bengal	121
Total		999
29	A&N Islands	0
30	Chandigarh	0
31	D&N Haveli and Daman & Diu	0
32	Delhi	1
33	Jammu & Kashmir	2
34	Ladakh	0
35	Lakshadweep	0
36	Puducherry	0
Total		3
Total (ALL INDIA)		1002



OVERVIEW

The Commission being an apex body in the field of Child rights and having its functions as mentioned in Section 13 (1) (a) of the Commission for Protection of Child Rights Act 2005, conducted online review meetings with District officials as well Child Marriage Protection Officers (CMPOs) who has a dedicated role in respect of prevention of child marriages under Prohibition of Child Marriage Act, 2006. The Commission developed a format of activities to be undertaken and send the District- wise report of action taken by CMPO to the Commission. In order to reach out to maximum Districts meetings were held online.

The Commission requested Principal Secretaries of all State/UTs vide letter dated 11.03.2024 to issue directions to all District Magistrates (DM) or Collectors / CMPOs of all Districts of their respective State/UT to complete following activities:

1. Undertake awareness programmes at Village Panchayat, Block, Urban/Ward, Zila Tehsil level.
2. Conduct meetings regarding awareness programmes on Child Marriage with Child Development Programme Officers (CDPO), Child Welfare Committee (CWC), Child Welfare Police Officers (CWPO), Anganwadi Workers (AWW), religious priests who may be responsible for performing marriages and service providers during marriage functions such as printing press, tent providers, managers of marriage halls, caterers, music bands and decorators etc.
3. Prepare a school wise list of children who are drop out, out of school and not attending school regularly.
4. Prepare a school wise list of children absent from school without intimation to the Principal or Head Master of the school in accordance with Rule 2B (2) of Child Labour (Prohibition and Regulation) Amendment Rules, 2017.
5. This list must be prepared by Education Department of the District and shared with the DM/CMPO of the District. DM/CMPO must identify children from these lists who can be at risk of child marriage. Family counselling and proper inquiry of all such identified children must be ensured to prevent any possible child marriage.

The Commission held 30 virtual meetings with 784 Districts of 36 States/UTs between 1st April and 23th April, 2024 to review the activities conducted by the authorities of each District of the State for prevention of child marriage. The participants of the meetings were:

1. Child Marriage Prohibition Officer (Not below the rank of ADM)
2. Head of Special Juvenile Police Units (Not below the rank of Deputy Superintendent of Police/Assistant Commissioner of Police)
3. District Education Officer (DEO)
4. District Project Officer/ Integrated Child Development Scheme (ICDS)
5. District Child Protection Officers-Integrated Child Protection Scheme/Mission Vatsalya
6. District Programme Coordinator- SamgraSiksha Abhiyan
7. Child Welfare Committee (CWC)
8. Labour officer

The Commission received data from nearly **596 Districts** spanning across **28 States and 8 Union Territories** on the Commission's child marriage portal (ncpcr.gov.in/childmarriage). The report presents details of the activities done by each of these Districts. For other States and Districts, it has been assumed that the activities have either not been undertaken or have been planned but are yet to be undertaken. Further, out of twenty-eight States and eight Union Territories, Goa and Ladakh have not provided information as per the format of NCPCR.

S. No	State	Total Districts Approached
1	Andhra Pradesh	26
2	Arunachal Pradesh	25
3	Assam	35
4	Bihar	38
5	Chhattisgarh	33
6	Goa	02
7	Gujarat	33
8	Haryana	22
9	Himachal Pradesh	12
10	Jharkhand	24
11	Karnataka	31
12	Kerala	14
13	Madhya Pradesh	55

14	Maharashtra	36
15	Manipur	16
16	Meghalaya	12
17	Mizoram	11
18	Nagaland	16
19	Odisha	30
20	Punjab	23
21	Rajasthan	50
22	Sikkim	05
23	Tamil Nadu	38
24	Telangana	33
25	Tripura	08
26	Uttar Pradesh	75
27	Uttarakhand	13
28	West Bengal	23
	Union Territories	
29	Andaman And Nicobar Island	03
30	Chandigarh	01
31	Dadra and Nagar Haveli and Daman and Diu	03
32	NCT of Delhi	11
33	Jammu and Kashmir	20
34	Ladakh	02
35	Lakshadweep	01
36	Puducherry	04
	Total	784

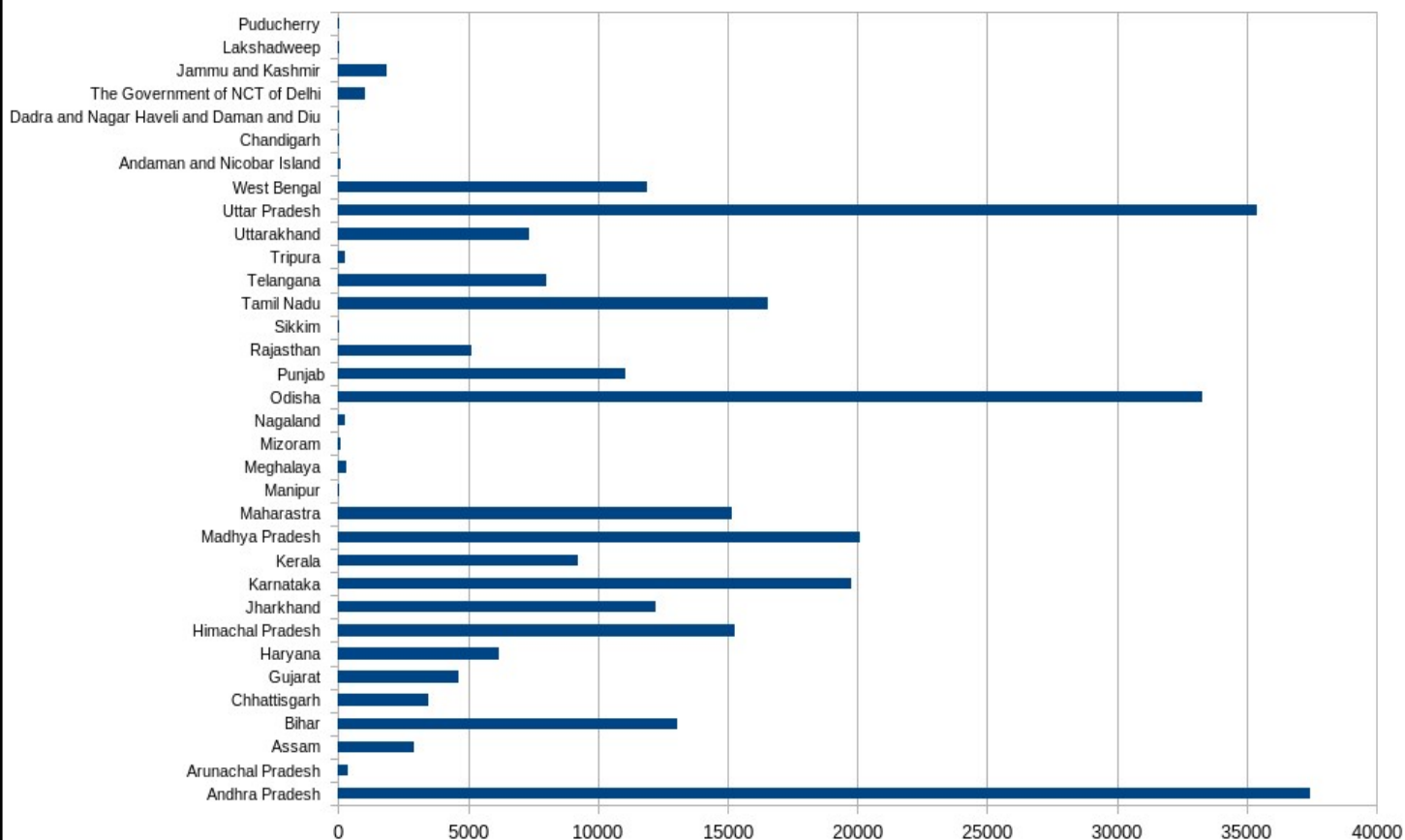
STATE WISE REPRESENTATION OF DATA RECEIVED BY THE COMMISSION

Activity 1: Awareness Programme*

Activity 1				
S No.	State	No. of Programme/Meeting	Participants	No. of Villages/Blocks Covered
1	Andhra Pradesh	37446	857012	13132
2	Arunachal Pradesh	338	16979	1070
3	Assam	2937	222468	7212
4	Bihar	13033	748946	10540
5	Chhattisgarh	3466	170971	3228
6	Gujarat	4628	342680	4716
7	Haryana	6181	371085	4624
8	Himachal Pradesh	15278	436954	8407
9	Jharkhand	12218	665936	13290
10	Karnataka	19789	879864	22628
11	Kerala	9241	148325	2644
12	Madhya Pradesh	20078	625221	27330
13	Maharashtra	15167	1860463	17896
14	Manipur	54	4838	121
15	Meghalaya	293	43788	461
16	Mizoram	76	3686	67
17	Nagaland	264	6420	387
18	Odisha	33276	660490	30755
19	Punjab	11089	359979	7393
20	Rajasthan	5129	367976	6094
21	Sikkim	44	3407	93
22	Tamil Nadu	16542	1460314	7064

23	Telangana	8004	222777	8233
24	Tripura	269	42501	300
25	Uttarakhand	7328	90216	3220
26	Uttar Pradesh	35377	1248394	40787
27	West Bengal	11912	170037	13773
28	Andaman and Nicobar Island	86	5437	40
29	Chandigarh	12	2150	2
30	Dadra and Nagar Haveli and Daman and Diu	28	4507	26
31	NCT of Delhi	1049	34003	239
32	Jammu and Kashmir	1872	138648	2237
33	Lakshadweep	16	324	16
34	Puducherry	5	210	12
Total		292525	12217006	258037

NCPCR

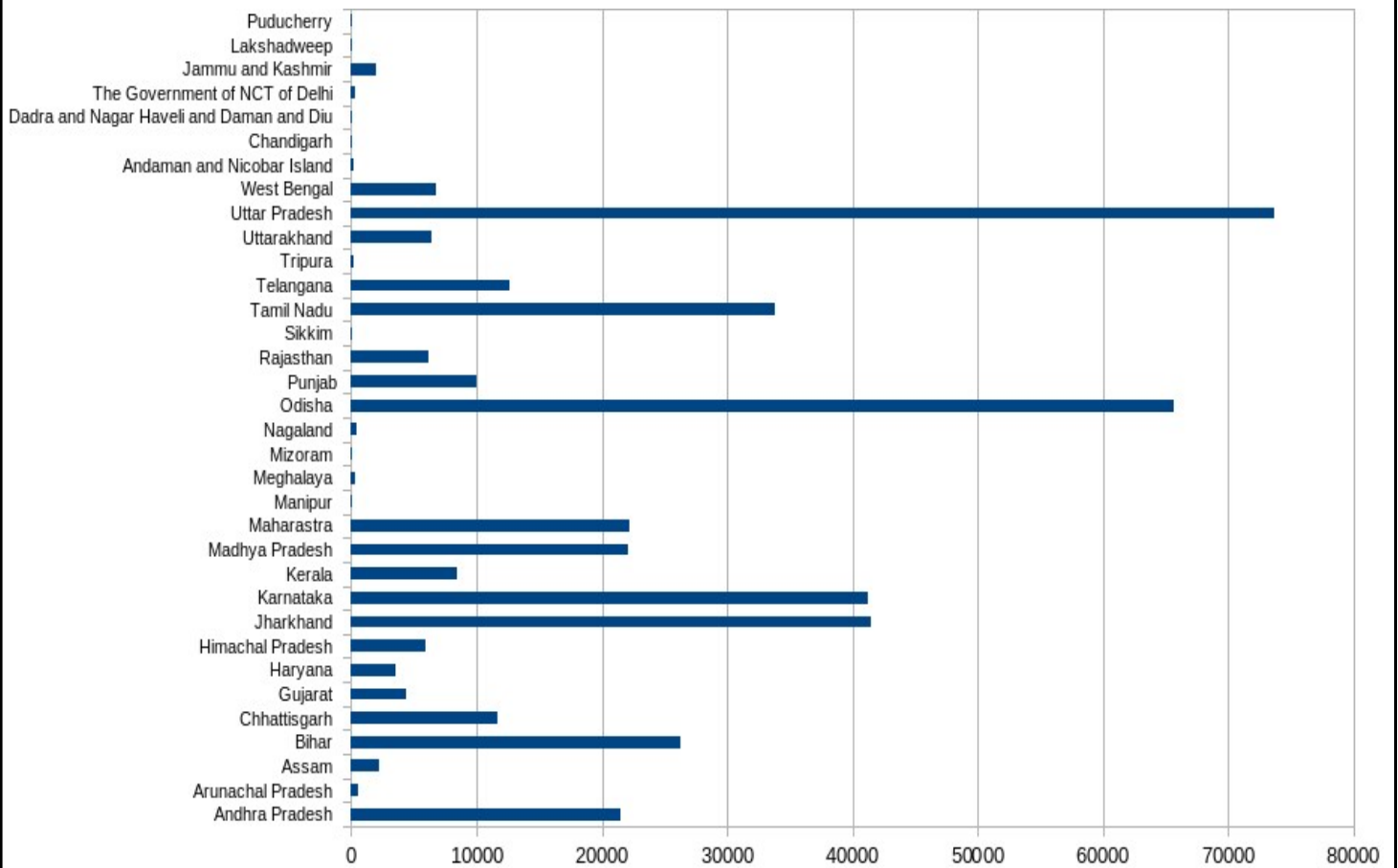


Activity 1


Activity 2: Meeting of Officials/ Functionaries*

ACTIVITY 2				
S No.	State	No. of Programme/Meeting	Participants	No. of Villages/Blocks Covered
1	Andhra Pradesh	21544	404776	22057
2	Arunachal Pradesh	534	3007	1256
3	Assam	2202	56855	3647
4	Bihar	26277	236743	24735
5	Chhattisgarh	11636	99631	7378
6	Gujarat	4412	61038	5244
7	Haryana	3561	507752	4266
8	Himachal Pradesh	5921	86849	10670
9	Jharkhand	41488	121460	12920
10	Karnataka	41288	647340	40022

11	Kerala	8447	54551	3009
12	Madhya Pradesh	22064	290696	86504
13	Maharashtra	22164	900740	38962
14	Manipur	36	894	645
15	Meghalaya	336	4456	2023
16	Mizoram	121	2079	287
17	Nagaland	423	1317	750
18	Odisha	65611	499223	51539
19	Punjab	9938	138157	11242
20	Rajasthan	6119	86109	4262
21	Sikkim	25	303	65
22	Tamil Nadu	33777	718447	111976
23	Telangana	12648	162948	14812
24	Tripura	219	4760	398
25	Uttarakhand	6459	34789	8977
26	Uttar Pradesh	73641	941640	52922
27	West Bengal	6790	54878	17976
28	Andaman and Nicobar Island	193	3098	50
29	Chandigarh	8	153	11
30	Dadra and Nagar Haveli and Daman and Diu	13	177	86
31	NCT of Delhi	339	3477	178
32	Jammu and Kashmir	1959	57402	3386
33	Lakshadweep	48	972	60
34	Puducherry	6	189	26
Total		430247	6186906	542341



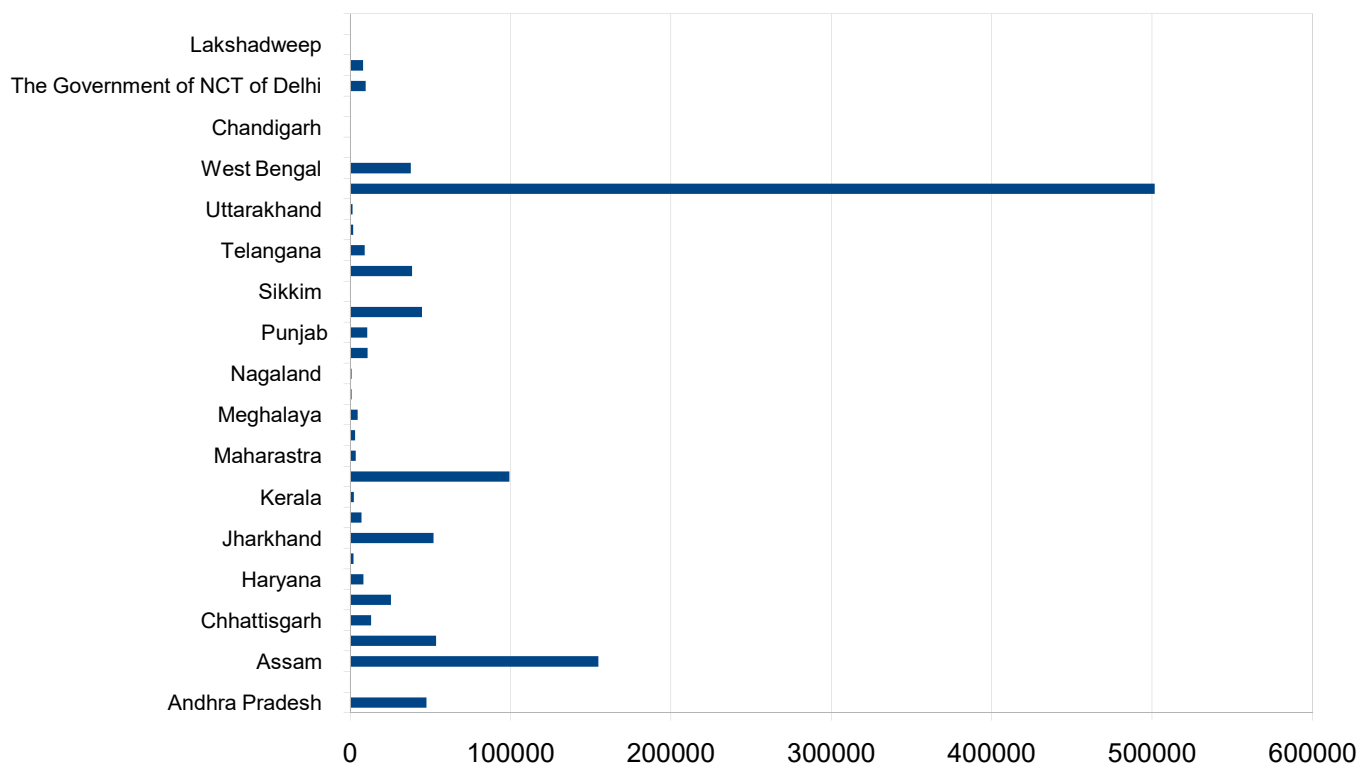

Activity 2



Activity 3: Identification of Vulnerable Children*

Activity 3				
S No.	State	Number of Children Identified	Number of Schools Mapped	No. of Villages/Blocks Covered
1	Andhra Pradesh	47754	12564	3386
2	Arunachal Pradesh	70	1818	713
3	Assam	154907	29134	2719
4	Bihar	53717	21814	2638
5	Chhattisgarh	13248	24900	2910
6	Gujarat	25526	12645	3457
7	Haryana	8298	4233	144
8	Himachal Pradesh	2250	15572	801
9	Jharkhand	52062	21505	13478
10	Karnataka	7119	17779	3128
11	Kerala	2385	3299	271
12	Madhya Pradesh	99406	115437	19387
13	Maharashtra	3564	39144	8318
14	Manipur	3189	831	235
15	Meghalaya	4848	3710	88
16	Mizoram	1056	3294	654
17	Nagaland	970	1076	217
18	Odisha	11053	26415	19683
19	Punjab	10795	12525	4405
20	Rajasthan	44894	24857	1919
21	Sikkim	266	766	94
22	Tamil Nadu	38729	16004	1351
23	Telangana	9202	14101	7022
24	Tripura	2009	2013	166
25	Uttarakhand	1574	4798	287
26	Uttar Pradesh	501621	143350	181929
27	West Bengal	37984	40272	739

28	Andaman and Nicobar Island	0	159	0
29	Chandigarh	651	651	3
30	Dadra and Nagar Haveli and Daman and Diu	38	60	2
31	NCT of Delhi	9838	2171	145
32	Jammu and Kashmir	8133	13996	1865
33	Lakshadweep	0	96	20
34	Puducherry	29	19	12
	Total	1149023	616897	280289



Activity 3

***Disclaimer: The number of blocks/villages in each district may vary according to number of programme in blocks/villages.**

ACTIVITIES CONDUCTED IN EACH DISTRICT

ANDHRA PRADESH

There are 26 districts in the state of Andhra Pradesh, but the Commission received data only from 23 districts. As per the Commission's instruction/direction, a total of 03 activities were to be conducted in each district.

Activity 1: Awareness Programme

The data received by the Commission reveals that 13,132 villages, blocks were covered in the 23 districts. A total of 8,57,012 people participated in the programmes wherein 25,567 programmes were conducted at Village Panchayat level, 823 at block level, 10,921 at Urban/Ward Level and 135 at Zila Tehsil Level.

S. No.	District	Coverage	Number of Awareness Programme Conducted	Total Participants	Number of village/block covered
1	Alluri Sitharama Raju	Village Panchayat Level	30	350	15
		Block Level	40	950	19
		Urban/Ward Level	0	0	0
		Zila Tehsil	1	150	19
2	Anakapalli	Village Panchayat Level	19	2450	19
		Block Level	24	2864	24
		Urban/Ward Level	3	480	3
		Zila Tehsil	1	250	27
3	Annamaya	Village Panchayat Level	462	14100	30
		Block Level	30	1100	30
		Urban/Ward Level	4	350	4
		Zila Tehsil	0	0	0
4	Bapatla	Village Panchayat	20	1500	50

		Level			
		Block Level	25	1200	25
		Urban/Ward Level	4	700	4
		Zila Tehsil	1	450	1
5	Chittoor	Village Panchayat Level	605	18150	31
		Block Level	93	4655	31
		Urban/Ward Level	12	670	4
		Zila Tehsil	15	3150	31
6	Dr, B. R. Ambedkar Konaseema	Village Panchayat Level	784	19603	19
		Block Level	76	3956	19
		Urban/Ward Level	357	9282	3
		Zila Tehsil	4	128	1
7	East Godavari	Village Panchayat Level	112	6720	12
		Block Level	12	485	21
		Urban/Ward Level	21	945	7
		Zila Tehsil	1	125	7
8	Eluru	Village Panchayat Level	216	17280	216
		Block Level	18	986	18
		Urban/Ward Level	58	2100	58
		Zila Tehsil	2	623	2
9	Guntur	Village Panchayat Level	292	12683	292
		Block Level	48	7718	121
		Urban/Ward Level	104	4587	119
		Zila Tehsil	4	650	4
10	Kakinada	Village Panchayat Level	35	1400	35
		Block Level	14	690	16
		Urban/Ward Level	7	557	7
		Zila Tehsil	7	80	10
11	Kurnool	Village Panchayat	300	1510	625

		Level			
		Block Level	24	1050	21
		Urban/Ward Level	132	1780	70
		Zila Tehsil	3	350	3
12	Nandyal	Village Panchayat Level	250	450	560
		Block Level	23	1080	17
		Urban/Ward Level	120	1660	52
		Zila Tehsil	2	330	2
13	NTR	Village Panchayat Level	0	0	0
		Block Level	3	600	3
		Urban/Ward Level	1	198	1
		Zila Tehsil	1	237	1
14	Palnadu	Village Panchayat Level	0	0	0
		Block Level	8	536	4
		Urban/Ward Level	1	40	1
		Zila Tehsil	1	110	3
15	Prakasam	Village Panchayat Level	7233	125455	645
		Block Level	35	965	15
		Urban/Ward Level	4325	90730	215
		Zila Tehsil	5	1165	32
16	Sri Potti Sriramulu Nellore	Village Panchayat Level	1071	20427	1157
		Block Level	31	6829	32
		Urban/Ward Level	234	6637	253
		Zila Tehsil	1	98	0
17	Sri Sathya Sai	Village Panchayat Level	427	10675	427
		Block Level	37	740	37
		Urban/Ward Level	102	2550	102
		Zila Tehsil	30	3000	37
18	Srikakula	Village Panchayat	429	27200	32

	m	Level			
		Block Level	32	2800	32
		Urban/Ward Level	115	6325	115
		Zila Tehsil	12	1560	12
19	Tirupati	Village Panchayat Level	4309	99107	3397
		Block Level	114	6687	30
		Urban/Ward Level	508	10668	127
		Zila Tehsil	12	3550	1
20	Visakhapatnam	Village Panchayat Level	65	1967	65
		Block Level	4	480	4
		Urban/Ward Level	6	1800	6
		Zila Tehsil	2	220	1
21	Vizianagaram	Village Panchayat Level	671	15598	1146
		Block Level	34	1214	656
		Urban/Ward Level	240	5286	108
		Zila Tehsil	24	3226	1
22	West Godavari	Village Panchayat Level	750	5000	750
		Block Level	60	1800	20
		Urban/Ward Level	10	650	5
		Zila Tehsil	1	50	1
23	YSR District	Village Panchayat Level	7487	143457	658
		Block Level	38	1006	15
		Urban/Ward Level	4557	92792	245
		Zila Tehsil	5	1250	36
Total			37446	857012	13132

Activity 2: Meeting of Officials/ Functionaries

The number of meetings held by the officials and functionaries were 21,544. The total number of participants in these meetings were 4,04,776 among 22,057 blocks/villages.

S. No.	District	Meetings with Officials/Functionaries	Number of Meetings Held	Total Officials Participated	Number of village/Block etc. Covered
1	Alluri Sitharama Raju	CDPOs	5	98	19
		CWPOs	0	0	0
		CWCs	0	0	0
		AWWs	50	1500	19
		Gram Pradhans	35	150	300
		Religious Priests Who May Be Responsible For Performing Marriages	15	15	19
		Service Providers During Marriage Functions Such As Printing Press, Tent Providers, Managers Of Marriage Halls, Caterer, Music Bands And Decorators Etc.	5	100	19
2	Anakapalli	CDPOs	27	3344	27
		CWPOs	1	100	1
		CWCs	3	270	3
		AWWs	84	1549	522
		Gram Pradhans	522	3132	522
		Religious Priests Who May Be Responsible For Performing Marriages	52	1540	52
		Service Providers During Marriage Functions Such As Printing Press, Tent Providers, Managers Of Marriage Halls, Caterer, Music Bands And Decorators Etc.	12	220	12

3	Annamaya	CDPOs	11	44	30
		CWPOs	5	65	30
		CWCs	5	4	30
		AWWs	60	2100	30
		Gram Pradhans	0	0	0
		Religious Priests Who May Be Responsible For Performing Marriages	0	0	0
		Service Providers During Marriage Functions Such As Printing Press, Tent Providers, Managers Of Marriage Halls, Caterer, Music Bands And Decorators Etc.	0	0	0
4	Bapatla	CDPOs	2	50	50
		CWPOs	1	40	50
		CWCs	0	0	0
		AWWs	30	1500	30
		Gram Pradhans	0	0	0
		Religious Priests Who May Be Responsible For Performing Marriages	0	0	0
		Service Providers During Marriage Functions Such As Printing Press, Tent Providers, Managers Of Marriage Halls, Caterer, Music Bands And Decorators Etc.	0	0	0
5	Chittoor	CDPOs	3	13	31
		CWPOs	2	31	31
		CWCs	2	5	31
		AWWs	55	2475	31
		Gram Pradhans	1	60	5

		Religious Priests Who May Be Responsible For Performing Marriages	1	15	31
		Service Providers During Marriage Functions Such As Printing Press, Tent Providers, Managers Of Marriage Halls, Caterer, Music Bands And Decorators Etc.	1	20	31
6	Dr, B. R. Ambedkar Konaseema	CDPOs	33	2102	19
		CWPOs	0	0	0
		CWCs	0	0	0
		AWWs	3112	65428	1312
		Gram Pradhans	58	1648	58
		Religious Priests Who May Be Responsible For Performing Marriages	1	24	1
		Service Providers During Marriage Functions Such As Printing Press, Tent Providers, Managers Of Marriage Halls, Caterer, Music Bands And Decorators Etc.	1	36	1
7	East Godavari	CDPOs	10	600	23
		CWPOs	5	220	21
		CWCs	5	15	21
		AWWs	62	3060	21
		Gram Pradhans	21	945	21
		Religious Priests Who May Be Responsible For Performing Marriages	2	120	21
		Service Providers During Marriage Functions Such As Printing Press,	2	125	21

		Tent Providers, Managers Of Marriage Halls, Caterer, Music Bands And Decorators Etc.			
8	Eluru	CDPOs	234	704	234
		CWPOs	64	32	64
		CWCs	11	26	11
		AWWs	216	648	216
		Gram Pradhans	42	23	42
		Religious Priests Who May Be Responsible For Performing Marriages	18	176	18
		Service Providers During Marriage Functions Such As Printing Press, Tent Providers, Managers Of Marriage Halls, Caterer, Music Bands And Decorators Etc.	18	396	18
9.	Guntur	CDPOs	60	4016	127
		CWPOs	5	75	3
		CWCs	4	59	5
		AWWs	1449	13305	437
		Gram Pradhans	0	0	0
		Religious Priests Who May Be Responsible For Performing Marriages	9	658	13
		Service Providers During Marriage Functions Such As Printing Press, Tent Providers, Managers Of Marriage Halls, Caterer, Music Bands And Decorators Etc.	3	100	4
10.	Kakinada	CDPOs	21	62	21

		CWPOs	21	21	21
		CWCs	0	0	0
		AWWs	21	62	21
		Gram Pradhans	0	0	0
		Religious Priests Who May Be Responsible For Performing Marriages	0	0	0
		Service Providers During Marriage Functions Such As Printing Press, Tent Providers, Managers Of Marriage Halls, Caterer, Music Bands And Decorators Etc.	1	80	1
11	Kurnool	CDPOs	7	720	600
		CWPOs	1	55	55
		CWCs	1	60	1
		AWWs	2	252	2252
		Gram Pradhans	1	110	110
		Religious Priests Who May Be Responsible For Performing Activity 2: Meeting of Officials/Functionaries Marriages	1	25	25
		Service Providers During Marriage Functions Such As Printing Press, Tent Providers, Managers Of Marriage Halls, Caterer, Music Bands And Decorators Etc.	3	90	90
12	Nandyal	CDPOs	1	35	28
		CWPOs	1	80	25
		CWCs	0	0	0
		AWWs	16	650	16

		Gram Pradhans	0	0	0
		Religious Priests Who May Be Responsible For Performing Marriages	0	0	0
		Service Providers During Marriage Functions Such As Printing Press, Tent Providers, Managers Of Marriage Halls, Caterer, Music Bands And Decorators Etc.	0	0	0
13	NTR	CDPOs	10	263	20
		CWPOs	10	168	20
		CWCs	184	1905	20
		AWWs	814	8795	20
		Gram Pradhans	808	8970	20
		Religious Priests Who May Be Responsible For Performing Marriages	0	0	0
		Service Providers During Marriage Functions Such As Printing Press, Tent Providers, Managers Of Marriage Halls, Caterer, Music Bands And Decorators Etc.	0	0	0
14	Palnadu	CDPOs	9	45	18
		CWPOs	0	0	0
		CWCs	0	0	0
		AWWs	15	80	40
		Gram Pradhans	0	0	0
		Religious Priests Who May Be Responsible For Performing Marriages	0	0	0
		Service Providers During	0	0	0

		Marriage Functions Such As Printing Press, Tent Providers, Managers Of Marriage Halls, Caterer, Music Bands And Decorators Etc.			
15	Prakasam	CDPOs	1	38	33
		CWPOs	1	42	34
		CWCs	0	0	0
		AWWs	25	780	28
		Gram Pradhans	0	0	0
		Religious Priests Who May Be Responsible For Performing Marriages	0	0	0
		Service Providers During Marriage Functions Such As Printing Press, Tent Providers, Managers Of Marriage Halls, Caterer, Music Bands And Decorators Etc.	0	0	0
16	Sri Potti Sriramulu Nellore	CDPOs	167	3619	240
		CWPOs	0	0	0
		CWCs	0	0	0
		AWWs	255	28944	2551
		Gram Pradhans	15	2756	52
		Religious Priests Who May Be Responsible For Performing Marriages	2	126	16
		Service Providers During Marriage Functions Such As Printing Press, Tent Providers, Managers Of Marriage Halls, Caterer, Music Bands And Decorators	2	368	8

		Etc.			
17	Sri Sathya Sai	CDPOs	144	720	144
		CWPOs	36	180	36
		CWCs	12	60	12
		AWWs	135	675	135
		Gram Pradhans	626	3130	626
		Religious Priests Who May Be Responsible For Performing Marriages	6	90	15
		Service Providers During Marriage Functions Such As Printing Press, Tent Providers, Managers Of Marriage Halls, Caterer, Music Bands And Decorators Etc.	2	20	2
18	Srikakulam	CDPOs	48	2400	32
		CWPOs	36	3600	32
		CWCs	4	240	32
		AWWs	2884	57680	32
		Gram Pradhans	429	34320	32
		Religious Priests Who May Be Responsible For Performing Marriages	1	70	15
		Service Providers During Marriage Functions Such As Printing Press, Tent Providers, Managers Of Marriage Halls, Caterer, Music Bands And Decorators Etc.	0	0	0
19	Tirupati	CDPOs	45	4095	30
		CWPOs	35	1080	30
		CWCs	0	0	0
		AWWs	3358	76836	3397

		Gram Pradhans	905	5592	905
		Religious Priests Who May Be Responsible For Performing Marriages	1	33	1
		Service Providers During Marriage Functions Such As Printing Press, Tent Providers, Managers Of Marriage Halls, Caterer, Music Bands And Decorators Etc.	0	0	0
20	Visakhapatnam	CDPOs	6	80	3
		CWPOs	4	80	20
		CWCs	1	5	1
		AWWs	8	780	3
		Gram Pradhans	1	180	80
		Religious Priests Who May Be Responsible For Performing Marriages	1	30	1
		Service Providers During Marriage Functions Such As Printing Press, Tent Providers, Managers Of Marriage Halls, Caterer, Music Bands And Decorators Etc.	1	40	1
21	Vizianagar	CDPOs	28	1960	540
		CWPOs	28	1041	554
		CWCs	22	1320	310
		AWWs	2512	23585	2190
		Gram Pradhans	390	3553	420
		Religious Priests Who May Be Responsible For Performing Marriages	12	240	216
		Service Providers During	12	72	112

		Marriage Functions Such As Printing Press, Tent Providers, Managers Of Marriage Halls, Caterer, Music Bands And Decorators Etc.			
22	West Godavari	CDPOs	21	945	7
		CWPOs	15	300	15
		CWCs	1	5	1
		AWWs	513	5246	513
		Gram Pradhans	350	350	350
		Religious Priests Who May Be Responsible For Performing Marriages	7	325	7
		Service Providers During Marriage Functions Such As Printing Press, Tent Providers, Managers Of Marriage Halls, Caterer, Music Bands And Decorators Etc.	30	750	30
23	YSR	CDPOs	1	40	36
		CWPOs	1	45	36
		CWCs	1	1	1
		AWWs	20	800	28
		Gram Pradhans	0	0	0
		Religious Priests Who May Be Responsible For Performing Marriages	0	0	0
		Service Providers During Marriage Functions Such As Printing Press, Tent Providers, Managers Of Marriage Halls, Caterer, Music Bands And Decorators	0	0	0

		Etc			
Total			21544	404776	22057

Activity 3: Identification of Vulnerable Children

Among the 23 districts, 3,386 blocks and villages were covered, 4,837 schools were mapped out to identify children absent from school for 30 consecutive days without intimation to the Principal or Headmaster, and it was found that 25,450 numbers of children were mapped out. Further 7,727 schools were mapped to identify number of children dropped out of school, wherein 22,304 number of Children were mapped out.

S. No.	District	Identification of Vulnerable Children	Number of Children Identified	Total No of Schools Mapped	Number of village/Block etc. Covered
1	Alluri Sitharama Raju	Number of children absent from school consecutively for 30 days without intimation to the Principal or Headmaster of the school. Rule 2B (2) of CLPRA Rules 2017)	0	0	19
		Children Who Are Drop Out, Out Of School And Not Attending School Regularly	0	0	0
2	Anakapalli	Number of children absent from school consecutively for 30 days without intimation to the Principal or Headmaster of the school. Rule 2B (2) of CLPRA Rules 2017)	1191	45	9
		Children Who Are	1466	709	709

		Drop Out, Out Of School And Not Attending School Regularly			
3	Annama ya	Number of children absent from school consecutively for 30 days without intimation to tbarwanhe Principal or Headmaster of the school. Rule 2B (2) of CLPRA Rules 2017)	0	0	0
		Children Who Are Drop Out, Out Of School And Not Attending School Regularly	0	0	0
4	Bapatla	Number of children absent from school consecutively for 30 days without intimation to the Principal or Headmaster of the school. Rule 2B (2) of CLPRA Rules 2017)	715	250	50
		Children Who Are Drop Out, Out Of School And Not Attending School Regularly	1500	350	40
5	Chittoor	Number of children absent from school consecutively for 30 days without intimation to the Principal or Headmaster of the school. Rule 2B (2) of	0	0	0

		CLPRA Rules 2017)			
		Children Who Are Drop Out, Out Of School And Not Attending School Regularly	52	52	52
6	Dr, B. R. Ambedkar Konaseema	Number of children absent from school consecutively for 30 days without intimation to the Principal or Headmaster of the school. Rule 2B (2) of CLPRA Rules 2017)	123	52	19
		Children Who Are Drop Out, Out Of School And Not Attending School Regularly	0	0	0
7	East Godavari	Number of children absent from school consecutively for 30 days without intimation to the Principal or Headmaster of the school. Rule 2B (2) of CLPRA Rules 2017)	672	224	21
		Children Who Are Drop Out, Out Of School And Not Attending School Regularly	242	224	21

8	Eluru	Number of children absent from school consecutively for 30 days without intimation to the Principal or Headmaster of the school. Rule 2B (2) of CLPRA Rules 2017)	102	75	10
		Children Who Are Drop Out, Out Of School And Not Attending School Regularly	102	75	10
9.	Guntur	Number of children absent from school consecutively for 30 days without intimation to the Principal or Headmaster of the school. Rule 2B (2) of CLPRA Rules 2017)	32	27	13
		Children Who Are Drop Out, Out Of School And Not Attending School Regularly	1131	537	447
10.	Kakinad a	Number of children absent from school consecutively for 30 days without intimation to the Principal or Headmaster of the school. Rule 2B (2) of CLPRA Rules 2017)	0	0	0
		Children Who Are Drop Out, Out Of	2060	722	271

		School And Not Attending School Regularly			
11	Kurnool	Number of children absent from school consecutively for 30 days without intimation to the Principal or Headmaster of the school. Rule 2B (2) of CLPRA Rules 2017)	15	13	13
		Children Who Are Drop Out, Out Of School And Not Attending School Regularly	1894	1103	1103
12	Nandyal	Number of children absent from school consecutively for 30 days without intimation to the Principal or Headmaster of the school. Rule 2B (2) of CLPRA Rules 2017)	0	0	0
		Children Who Are Drop Out, Out Of School And Not Attending School Regularly	0	0	0
13	NTR	Number of children absent from school consecutively for 30 days without intimation to the Principal or Headmaster of the school. Rule 2B (2) of CLPRA Rules 2017)	0	0	0

		Children Who Are Drop Out, Out Of School And Not Attending School Regularly	0	0	0
14	Palnadu	Number of children absent from school consecutively for 30 days without intimation to the Principal or Headmaster of the school. Rule 2B (2) of CLPRA Rules 2017)	0	0	0
		Children Who Are Drop Out, Out Of School And Not Attending School Regularly	15	3	5
15	Prakasa m	Number of children absent from school consecutively for 30 days without intimation to the Principal or Headmaster of the school. Rule 2B (2) of CLPRA Rules 2017)	1455	295	33
		Children Who Are Drop Out, Out Of School And Not Attending School Regularly	1955	365	35
16	Sri Potti Sriramu lu Nellore	Number of children absent from school consecutively for 30 days without intimation to the Principal or Headmaster of the	1732	486	34

		school. Rule 2B (2) of CLPRA Rules 2017)			
		Children Who Are Drop Out, Out Of School And Not Attending School Regularly	5288	817	34
17	Sri Sathya Sai	Number of children absent from school consecutively for 30 days without intimation to the Principal or Headmaster of the school. Rule 2B (2) of CLPRA Rules 2017)	14856	1192	37
		Children Who Are Drop Out, Out Of School And Not Attending School Regularly	130	105	21
18	Srikakulam	Number of children absent from school consecutively for 30 days without intimation to the Principal or Headmaster of the school. Rule 2B (2) of CLPRA Rules 2017)	819	285	32
		Children Who Are Drop Out, Out Of School And Not Attending School Regularly	1907	512	32
19	Tirupati	Number of children absent from school consecutively for 30 days without	362	1176	30

		intimation to the Principal or Headmaster of the school. Rule 2B (2) of CLPRA Rules 2017)			
		Children Who Are Drop Out, Out Of School And Not Attending School Regularly	976	1176	30
20	Visakha patnam	Number of children absent from school consecutively for 30 days without intimation to the Principal or Headmaster of the school. Rule 2B (2) of CLPRA Rules 2017)	0	0	0
		Children Who Are Drop Out, Out Of School And Not Attending School Regularly	120	168	1
21	Viziana garam	Number of children absent from school consecutively for 30 days without intimation to the Principal or Headmaster of the school. Rule 2B (2) of CLPRA Rules 2017)	0	0	0
		Children Who Are Drop Out, Out Of School And Not Attending School Regularly	350	228	146
22	West	Number of children	1866	408	19

	Godavari	absent from school consecutively for 30 days without intimation to the Principal or Headmaster of the school. Rule 2B (2) of CLPRA Rules 2017)			
		Children Who Are Drop Out, Out Of School And Not Attending School Regularly	907	194	19
23	YSR District	Number of children absent from school consecutively for 30 days without intimation to the Principal or Headmaster of the school. Rule 2B (2) of CLPRA Rules 2017)	1510	309	36
		Children Who Are Drop Out, Out Of School And Not Attending School Regularly	2209	387	35
Total			47754	12564	3386

ARUNACHAL PRADESH

There are 28 districts in the state of Arunachal Pradesh, but the Commission received data only from 14 districts. As per the Commission's instructions/directions, a total of 03 activities were to be conducted in each district.

Activity 1: Awareness Programmes

The data received by the Commission reveals that 1,070 villages/blocks were covered in 28 districts. A total of 16,979 people

participated in the programmes wherein 160 programmes were conducted at Village Panchayat Level, 79 at block level, 75 at Urban/Ward Level and 24 at Zila Tehsil Level.

S. No.	District	Coverage	Number of Awareness Programme Conducted	Total Participants	Number of village/block covered
1.	East Siang	Village Panchayat Level	8	450	8
		Block Level	4	380	4
		Urban/Ward Level	3	140	3
		Zila Tehsil	2	125	4
2.	Upper Siang	Village Panchayat Level	3	60	3
		Block Level	0	0	0
		Urban/Ward Level	1	20	0
		Zila Tehsil	2	40	2
3.	Lohit	Village Panchayat Level	2	121	2
		Block Level	2	185	2
		Urban/Ward Level	6	560	1
		Zila Tehsil	0	0	0
4.	West Kameng	Village Panchayat Level	11	600	11
		Block Level	5	210	05
		Urban/Ward Level	01	55	01
		Zila Tehsil	03	60	0305
5.	East Kameng	Village Panchayat Level	10	520	15
		Block Level	5	520	5
		Urban/Ward Level	6	530	5
		Zila Tehsil	5	520	15
6.	Kra Daadi	Village Panchayat Level	3	389	6
		Block Level	3	45	6
		Urban/Ward Level	2	344	9
		Zila Tehsil	2	120	8

7.	Papum Pare	Village Panchayat Level	5	311	5
		Block Level	20	1203	8
		Urban/Ward Level	5	104	3
		Zila Tehsil	5	152	5
8.	West Siang	Village Panchayat Level	68	654	137
		Block Level	10	134	10
		Urban/Ward Level	45	843	10
		Zila Tehsil	1	2031	157
9.	Lower Siang	Village Panchayat Level	7	250	10
		Block Level	15	340	30
		Urban/Ward Level	0	0	0
		Zila Tehsil	4	227	4
10.	Lower Subansiri	Village Panchayat Level	07	250	04
		Block Level	06	170	03
		Urban/Ward Level	02	100	02
		Zila Tehsil	00	00	00
11.	Tawang	Village Panchayat Level	1	1230	197
		Block Level	2	82	2
		Urban/Ward Level	0	0	0
		Zila Tehsil	0	0	0
12.	Anjaw	Village Panchayat Level	2	92	2
		Block Level	1	65	1
		Urban/Ward Level	2	210	20
		Zila Tehsil	0	0	0
13.	Lower Dibang Valley	Village Panchayat Level	28	1415	28
		Block Level	6	275	6
		Urban/Ward Level	0	0	0
		Zila Tehsil	0	0	0
14.	Tirap	Village Panchayat Level	5	662	5
		Block Level	0	0	0
		Urban/Ward Level	02	185	1
		Zila Tehsil	0	0	0

	Total		338	16979	1070
--	--------------	--	------------	--------------	-------------

Activity 2: Meeting of Officials/ Functionaries

The number of meetings held by the officials and functionaries were 534. The total numbers of participants in these meetings were 3,007 among 1,256 blocks/villages.

S. No.	District	Meetings with Officials/Functionaries	Number of Meetings Held	Total Officials Participated	Number of village/Block etc. Covered
1	Anjaw	CDPOs	1	10	4
		CWPOs	2	8	2
		CWCs	5	25	4
		AWWs	5	15	7
		Gram Pradhans	3	7	3
		Religious Priests Who May Be Responsible For Performing Marriages	1	16	2
		Service Providers During Marriage Functions Such As Printing Press, Tent Providers, Managers Of Marriage Halls, Caterer, Music Bands And Decorators Etc.	0	0	0
2	East Kameng	CDPOs	11	40	11
		CWPOs	0	0	0
		CWCs	4	4	15
		AWWs	10	10	11
		Gram Pradhans	0	0	0
		Religious Priests Who May Be Responsible For Performing Marriages	0	0	0

		Service Providers During Marriage Functions Such As Printing Press, Tent Providers, Managers Of Marriage Halls, Caterer, Music Bands And Decorators Etc.	0	0	0
3	East Siang	CDPOs	5	18	4
		CWPOs	3	5	4
		CWCs	5	15	4
		AWWs	7	187	4
		Gram Pradhans	3	15	5
		Religious Priests Who May Be Responsible For Performing Marriages	2	10	4
		Service Providers During Marriage Functions Such As Printing Press, Tent Providers, Managers Of Marriage Halls, Caterer, Music Bands And Decorators Etc.	2	10	4
4	Kra Daddi	CDPOs	3	30	4
		CWPOs	5	25	4
		CWCs	5	24	7
		AWWs	3	58	58
		Gram Pradhans	5	20	15
		Religious Priests Who May Be Responsible For Performing Marriages	0	0	0
		Service Providers During Marriage Functions Such As Printing Press, Tent Providers, Managers Of Marriage Halls, Caterer, Music Bands And Decorators Etc.	0	0	0
5	Lohit	CDPOs	1	8	2

		CWPOs	2	12	2
		CWCs	8	42	2
		AWWs	3	26	2
		Gram Pradhans	2	8	2
		Religious Priests Who May Be Responsible For Performing Marriages	1	25	2
		Service Providers During Marriage Functions Such As Printing Press, Tent Providers, Managers Of Marriage Halls, Caterer, Music Bands And Decorators Etc.	0	0	0
6	Lower Dibang Valley	CDPOs	1	37	1
		CWPOs	0	0	0
		CWCs	2	53	1
		AWWs	1	26	1
		Gram Pradhans	0	0	0
		Religious Priests Who May Be Responsible For Performing Marriages	0	0	0
		Service Providers During Marriage Functions Such As Printing Press, Tent Providers, Managers Of Marriage Halls, Caterer, Music Bands And Decorators Etc.	0	0	0
7	Lower Siang	CDPOs	3	14	4
		CWPOs	1	9	2
		CWCs	2	8	2
		AWWs	8	104	7
		Gram Pradhans	4	4	4
		Religious Priests Who May Be Responsible For Performing Marriages	3	3	3

		Service Providers During Marriage Functions Such As Printing Press, Tent Providers, Managers Of Marriage Halls, Caterer, Music Bands And Decorators Etc.	3	7	3
8	Lower Subansiri	CDPOs	4	80	4
		CWPOs	2	70	2
		CWCs	2	20	2
		AWWs	2	444	2
		Gram Pradhans	7	250	4
		Religious Priests Who May Be Responsible For Performing Marriages	0	0	0
		Service Providers During Marriage Functions Such As Printing Press, Tent Providers, Managers Of Marriage Halls, Caterer, Music Bands And Decorators Etc.	0	0	0
9	Papumpare	CDPOs	2	16	8
		CWPOs	1	8	8
		CWCs	2	20	8
		AWWs	2	117	8
		Gram Pradhans	1	53	8
		Religious Priests Who May Be Responsible For Performing Marriages	0	0	0
		Service Providers During Marriage Functions Such As Printing Press, Tent Providers, Managers Of Marriage Halls, Caterer, Music Bands And Decorators Etc.	0	0	0
10	Tawang	CDPOs	1	15	197

		CWPOs	1	15	3
		CWCs	1	15	3
		AWWs	2	75	75
		Gram Pradhans	0	0	0
		Religious Priests Who May Be Responsible For Performing Marriages	0	0	0
		Service Providers During Marriage Functions Such As Printing Press, Tent Providers, Managers Of Marriage Halls, Caterer, Music Bands And Decorators Etc.	0	0	0
11	Tirap	CDPOs	1	2	1
		CWPOs	1	2	1
		CWCs	2	2	1
		AWWs	2	35	1
		Gram Pradhans	0	0	0
		Religious Priests Who May Be Responsible For Performing Marriages	0	0	0
		Service Providers During Marriage Functions Such As Printing Press, Tent Providers, Managers Of Marriage Halls, Caterer, Music Bands And Decorators Etc.	0	0	0
12	Upper Siang	CDPOs	4	4	4
		CWPOs	3	8	3
		CWCs	6	8	4
		AWWs	14	8	6
		Gram Pradhans	0	0	0
		Religious Priests Who May Be Responsible For Performing Marriages	0	0	0

		Service Providers During Marriage Functions Such As Printing Press, Tent Providers, Managers Of Marriage Halls, Caterer, Music Bands And Decorators Etc.	0	0	0
13	West Kameng	CDPOs	5	5	5
		CWPOs	5	8	5
		CWCs	5	5	5
		AWWs	5	50	5
		Gram Pradhans	5	25	5
		Religious Priests Who May Be Responsible For Performing Marriages	0	0	0
		Service Providers During Marriage Functions Such As Printing Press, Tent Providers, Managers Of Marriage Halls, Caterer, Music Bands And Decorators Etc.	0	0	0
14	West Siang	CDPOs	45	4	137
		CWPOs	43	98	121
		CWCs	4	4	130
		AWWs	132	264	137
		Gram Pradhans	87	339	137
		Religious Priests Who May Be Responsible For Performing Marriages	0	0	0
		Service Providers During Marriage Functions Such As Printing Press, Tent Providers, Managers Of Marriage Halls, Caterer, Music Bands And Decorators Etc.	0	0	0
Total			534	3007	1256

Activity 3: Identification of vulnerable children

Among the 14 districts, 713 blocks and villages were covered, where 891 schools were mapped out to identify children absent from school for 30 consecutive days without intimation to the Principal or Headmaster, and it was found that 53 numbers of children were mapped. Further, 927 schools were mapped to identify number of children dropped out from school, wherein 17 number of children were mapped out.

S. No.	District	Identification of Vulnerable Children	Number of Children Identified	Total No of Schools Mapped	Number of village/Block etc. Covered
1	Anjaw	Number of children absent from school consecutively for 30 days without intimation to the Principal or Headmaster of the school. Rule 2B (2) of CLPRA Rules 2017)	0	25	5
		Children Who Are Drop Out, Out Of School And Not Attending School Regularly	7	25	5
2	East Kameng	Number of children absent from school consecutively for 30 days without intimation to the Principal or Headmaster of the school. Rule 2B (2) of CLPRA Rules 2017)	0	34	60
		Children Who Are Drop Out, Out Of School And Not Attending School Regularly	0	34	60
3	East Siang	Number of children absent from school	0	160	4

		consecutively for 30 days without intimation to the Principal or Headmaster of the school. Rule 2B (2) of CLPRA Rules 2017)			
		Children Who Are Drop Out, Out Of School And Not Attending School Regularly	0	160	4
4	Kra Daddi	Number of children absent from school consecutively for 30 days without intimation to the Principal or Headmaster of the school. Rule 2B (2) of CLPRA Rules 2017)	0	30	30
		Children Who Are Drop Out, Out Of School And Not Attending School Regularly	0	30	30
5	Lohit	Number of children absent from school consecutively for 30 days without intimation to the Principal or Headmaster of the school. Rule 2B (2) of CLPRA Rules 2017)	53	30	2
		Children Who Are Drop Out, Out Of School And Not Attending School Regularly	10	83	2
6	Lower Dibang	Number of children absent from school consecutively for 30 days without intimation to the Principal or	0	0	0

		Headmaster of the school. Rule 2B (2) of CLPRA Rules 2017)			
		Children Who Are Drop Out, Out Of School And Not Attending School Regularly	0	0	0
7	Lower Siang	Number of children absent from school consecutively for 30 days without intimation to the Principal or Headmaster of the school. Rule 2B (2) of CLPRA Rules 2017)	0	0	0
		Children Who Are Drop Out, Out Of School And Not Attending School Regularly	0	0	0
8	Lower Subansiri	Number of children absent from school consecutively for 30 days without intimation to the Principal or Headmaster of the school. Rule 2B (2) of CLPRA Rules 2017)	0	11	7
		Children Who Are Drop Out, Out Of School And Not Attending School Regularly	0	0	0
9	Papumpare	Number of children absent from school consecutively for 30 days without intimation to the Principal or Headmaster of the school. Rule 2B (2) of CLPRA Rules 2017)	0	312	8

		Children Who Are Drop Out, Out Of School And Not Attending School Regularly	0	312	8
10	Tawang	Number of children absent from school consecutively for 30 days without intimation to the Principal or Headmaster of the school. Rule 2B (2) of CLPRA Rules 2017)	0	0	0
		Children Who Are Drop Out, Out Of School And Not Attending School Regularly	0	0	0
11	Tirap	Number of children absent from school consecutively for 30 days without intimation to the Principal or Headmaster of the school. Rule 2B (2) of CLPRA Rules 2017)	0	0	0
		Children Who Are Drop Out, Out Of School And Not Attending School Regularly	0	0	0
12	Upper Siang	Number of children absent from school consecutively for 30 days without intimation to the Principal or Headmaster of the school. Rule 2B (2) of CLPRA Rules 2017)	0	6	3
		Children Who Are Drop Out, Out Of School And Not Attending School	0	0	0

		Regularly			
13	West Kameng	Number of children absent from school consecutively for 30 days without intimation to the Principal or Headmaster of the school. Rule 2B (2) of CLPRA Rules 2017)	0	107	107
		Children Who Are Drop Out, Out Of School And Not Attending School Regularly	0	107	107
14	West Siang	Number of children absent from school consecutively for 30 days without intimation to the Principal or Headmaster of the school. Rule 2B (2) of CLPRA Rules 2017)	0	176	137
		Children Who Are Drop Out, Out Of School And Not Attending School Regularly	0	176	134
Total			70	1818	713

ASSAM

There are 35 districts in the state of Assam, but the Commission received data only from 26 districts. As per the Commission's instructions/directions, a total of 03 activities were to be conducted in each district.

Activity 1: Awareness Programme

The data received by the Commission reveals that 7212 villages, blocks were covered in the 26 districts. A total of 2,22,468 people participated in the programmes wherein 2462 programmes were conducted at Village Panchayat Level, 229 at Block Level, and 81 at Urban/Ward Level and 165 at Zila Tehsil Level.

S. No.	District	Coverage	Number of Awareness Programme Conducted	Total Participants	Number of village/block covered
1	Baksa	Village Panchayat Level	7	1000	21
		Block Level	8	1000	331
		Urban/Ward Level	0	0	0
		Zila Tehsil	1	200	8
2	Barpeta	Village Panchayat Level	855	52512	633
		Block Level	29	5292	202
		Urban/Ward Level	1	156	1
		Zila Tehsil	10	1500	100
3	Biswanath	Village Panchayat Level	10	1000	5
		Block Level	6	900	6
		Urban/Ward Level	7	1000	4
		Zila Tehsil	2	300	7
4	Bongaigaon	Village Panchayat Level	23	800	5
		Block Level	5	45	5
		Urban/Ward Level	0	0	0
		Zila Tehsil	0	0	0
5	Chirang	Village Panchayat Level	12	1000	65
		Block Level	3	150	3
		Urban/Ward Level	16	350	3
		Zila Tehsil	5	200	3
6	Darrang	Village Panchayat Level	44	7100	12
		Block Level	30	6700	23
		Urban/Ward Level	4	180	5
		Zila Tehsil	2	800	6
7	Dhemaji	Village Panchayat Level	15	3000	75
		Block Level	15	2000	5
		Urban/Ward Level	2	500	10
		Zila Tehsil	15	900	75
8	Dima	Village Panchayat Level	5	350	5

	Hasao (North Cachar Hills)	Block Level	5	350	5
		Urban/Ward Level	0	0	0
		Zila Tehsil	0	0	0
9	Goalpara	Village Panchayat Level	617	62565	702
		Block Level	13	1213	253
		Urban/Ward Level	0	0	0
		Zila Tehsil	10	800	702
10	Golaghat	Village Panchayat Level	4	700	100
		Block Level	4	500	8
		Urban/Ward Level	4	200	5
		Zila Tehsil	4	200	5
11	Hailakan di	Village Panchayat Level	70	2800	95
		Block Level	10	400	5
		Urban/Ward Level	9	360	10
		Zila Tehsil	5	750	4
12	Hojai	Village Panchayat Level	9	750	9
		Block Level	1	250	2
		Urban/Ward Level	7	900	5
		Zila Tehsil	8	2500	5
13	Jorhat	Village Panchayat Level	7	1550	550
		Block Level	7	2000	7
		Urban/Ward Level	7	800	349
		Zila Tehsil	7	800	549
14	Kamrup	Village Panchayat Level	2	300	14
		Block Level	1	200	14
		Urban/Ward Level	0	0	0
		Zila Tehsil	1	200	14
15	Kamrup Metropol itan	Village Panchayat Level	4	320	4
		Block Level	4	300	3
		Urban/Ward Level	5	250	60
		Zila Tehsil	9	130	3
16	Karimga nj	Village Panchayat Level	60	2462	53
		Block Level	7	105	7

		Urban/Ward Level	2	53	2
		Zila Tehsil	0	0	0
17	Kokrajhar	Village Panchayat Level	11	1729	11
		Block Level	5	781	5
		Urban/Ward Level	2	311	2
		Zila Tehsil	1	273	1
18	Lakhimpur	Village Panchayat Level	9	1500	9
		Block Level	9	1500	9
		Urban/Ward Level	3	450	3
		Zila Tehsil	9	1500	9
19	Majuli	Village Panchayat Level	14	1480	40
		Block Level	2	1480	40
		Urban/Ward Level	0	0	0
		Zila Tehsil	0	0	0
20	Morigaon	Village Panchayat Level	50	5000	505
		Block Level	5	100	5
		Urban/Ward Level	6	300	1
		Zila Tehsil	60	7000	520
21	Nagaon	Village Panchayat Level	424	5000	424
		Block Level	12	200	12
		Urban/Ward Level	0	0	0
		Zila Tehsil	2	250	13
22	Nalbari	Village Panchayat Level	19	840	14
		Block Level	6	550	7
		Urban/Ward Level	2	84	2
		Zila Tehsil	1	82	1
23	Sivasagar	Village Panchayat Level	5	350	60
		Block Level	5	300	60
		Urban/Ward Level	0	0	0
		Zila Tehsil	0	0	0
24	Sonitpur	Village Panchayat Level	82	1200	7
		Block Level	7	100	7
		Urban/Ward Level	0	0	0
		Zila Tehsil	0	0	0

25	South Salamar a	Village Panchayat Level	56	3200	15
		Block Level	16	1265	3
		Urban/Ward Level	0	0	0
		Zila Tehsil	11	1100	3
26	Udalguri	Village Panchayat Level	48	8000	245
		Block Level	14	2000	11
		Urban/Ward Level	4	600	4
		Zila Tehsil	2	300	2
Total			2937	222468	7212

Activity 2: Meeting of Officials/ Functionaries

The number of meetings held by officials and functionaries were 2202 meetings. The total number of participants in these meetings were 56855, among 3647 blocks/villages.

S. No.	District	Meetings with Officials/Functionaries	Number of Meetings Held	Total Officials Participated	Number of village/Block etc. Covered
1	Baksa	CDPOs	4	35	33
		CWPOs	5	200	8
		CWCs	8	25	8
		AWWs	7	400	8
		Gram Pradhans	2	100	33
		Religious Priests Who May Be Responsible For Performing Marriages	1	100	8
		Service Providers During Marriage Functions Such As Printing Press, Tent Providers, Managers Of Marriage Halls, Caterer, Music	1	60	12

		Bands And Decorators Etc.			
2	Barpeta	CDPOs	35	436	132
		CWPOs	0	0	0
		CWCs	11	4	10
		AWWs	183	2674	323
		Gram Pradhans	0	0	0
		Religious Priests Who May Be Responsible For Performing Marriages	0	0	0
		Service Providers During Marriage Functions Such As Printing Press, Tent Providers, Managers Of Marriage Halls, Caterer, Music Bands And Decorators Etc.	0	0	0
3	Biswanath	CDPOs	1	3	3
		CWPOs	1	7	7
		CWCs	3	150	3
		AWWs	3	500	3
		Gram Pradhans	12	1000	48
		Religious Priests Who May Be Responsible For Performing Marriages	0	0	0
		Service Providers During Marriage Functions Such As Printing Press, Tent Providers, Managers Of Marriage Halls, Caterer, Music	0	0	0

		Bands And Decorators Etc.			
4	Bongaigaon	CDPOs	0	0	0
		CWPOs	0	0	0
		CWCs	2	6	1
		AWWs	2	60	2
		Gram Pradhans	0	0	0
		Religious Priests Who May Be Responsible For Performing Marriages	0	0	0
		Service Providers During Marriage Functions Such As Printing Press, Tent Providers, Managers Of Marriage Halls, Caterer, Music Bands And Decorators Etc.	0	0	0
5	Chirang	CDPOs	2	20	2
		CWPOs	1	25	3
		CWCs	4	16	3
		AWWs	2	60	3
		Gram Pradhans	23	500	3
		Religious Priests Who May Be Responsible For Performing Marriages	1	26	3
		Service Providers During Marriage Functions Such As Printing Press, Tent Providers, Managers Of Marriage Halls, Caterer, Music	1	23	3

		Bands And Decorators Etc.			
6	Darrang	CDPOs	4	80	5
		CWPOs	2	20	5
		CWCs	9	40	5
		AWWs	3	1650	6
		Gram Pradhans	8	8	4
		Religious Priests Who May Be Responsible For Performing Marriages	1	250	5
		Service Providers During Marriage Functions Such As Printing Press, Tent Providers, Managers Of Marriage Halls, Caterer, Music Bands And Decorators Etc.	1	24	4
7	Dhemaji	CDPOs	1	85	5
		CWPOs	2	20	5
		CWCs	3	5	0
		AWWs	2	500	5
		Gram Pradhans	15	300	75
		Religious Priests Who May Be Responsible For Performing Marriages	0	0	0
		Service Providers During Marriage Functions Such As Printing Press, Tent Providers, Managers Of Marriage Halls, Caterer, Music	0	0	0

		Bands And Decorators Etc.			
8	Dima Hasao (North Cachar Hills)	CDPOs	4	25	5
		CWPOs	4	23	5
		CWCs	4	23	5
		AWWs	4	20	5
		Gram Pradhans	0	0	0
		Religious Priests Who May Be Responsible For Performing Marriages	0	0	0
		Service Providers During Marriage Functions Such As Printing Press, Tent Providers, Managers Of Marriage Halls, Caterer, Music Bands And Decorators Etc.	0	0	0
9	Goalpara	CDPOs	28	2227	23
		CWPOs	0	0	0
		CWCs	8	32	0
		AWWs	41	2923	8
		Gram Pradhans	0	0	0
		Religious Priests Who May Be Responsible For Performing Marriages	8	200	8
		Service Providers During Marriage Functions Such As Printing Press, Tent Providers, Managers Of Marriage Halls, Caterer, Music	0	0	0

		Bands And Decorators Etc.			
10	Golaghat	CDPOs	7	30	8
		CWPOs	4	100	8
		CWCs	7	5	1
		AWWs	10	100	17
		Gram Pradhans	5	20	8
		Religious Priests Who May Be Responsible For Performing Marriages	1	20	1
		Service Providers During Marriage Functions Such As Printing Press, Tent Providers, Managers Of Marriage Halls, Caterer, Music Bands And Decorators Etc.	1	10	1
11	Hailakandi	CDPOs	5	60	5
		CWPOs	7	70	7
		CWCs	8	72	1
		AWWs	12	360	45
		Gram Pradhans	20	200	40
		Religious Priests Who May Be Responsible For Performing Marriages	2	60	30
		Service Providers During Marriage Functions Such As Printing Press, Tent Providers, Managers Of Marriage Halls, Caterer, Music	3	60	5

		Bands And Decorators Etc.			
12	Hojai	CDPOs	4	20	5
		CWPOs	0	0	0
		CWCs	4	50	5
		AWWs	4	150	5
		Gram Pradhans	0	0	0
		Religious Priests Who May Be Responsible For Performing Marriages	0	0	0
		Service Providers During Marriage Functions Such As Printing Press, Tent Providers, Managers Of Marriage Halls, Caterer, Music Bands And Decorators Etc.	0	0	0
13	Jorhat	CDPOs	9	600	7
		CWPOs	5	109	7
		CWCs	6	600	7
		AWWs	43	600	7
		Gram Pradhans	42	8497	7
		Religious Priests Who May Be Responsible For Performing Marriages	4	85	7
		Service Providers During Marriage Functions Such As Printing Press, Tent Providers, Managers Of Marriage Halls, Caterer, Music	2	52	7

		Bands And Decorators Etc.			
14	Kamrup	CDPOs	1	14	14
		CWPOs	1	14	14
		CWCs	16	5	14
		AWWs	1	200	14
		Gram Pradhans	1	130	14
		Religious Priests Who May Be Responsible For Performing Marriages	0	0	0
		Service Providers During Marriage Functions Such As Printing Press, Tent Providers, Managers Of Marriage Halls, Caterer, Music Bands And Decorators Etc.	0	0	0
15	Kamrup Metropolitan	CDPOs	0	0	0
		CWPOs	2	41	2
		CWCs	11	44	2
		AWWs	5	166	3
		Gram Pradhans	0	0	0
		Religious Priests Who May Be Responsible For Performing Marriages	0	0	0
		Service Providers During Marriage Functions Such As Printing Press, Tent Providers, Managers Of Marriage Halls, Caterer, Music	0	0	0

		Bands And Decorators Etc.			
16	Karimganj	CDPOs	12	1450	27
		CWPOs	4	250	7
		CWCs	3	27	0
		AWWs	14	725	7
		Gram Pradhans	0	0	0
		Religious Priests Who May Be Responsible For Performing Marriages	3	123	5
		Service Providers During Marriage Functions Such As Printing Press, Tent Providers, Managers Of Marriage Halls, Caterer, Music Bands And Decorators Etc.	0	0	0
17	Kokrajhar	CDPOs	1	23	1
		CWPOs	0	0	0
		CWCs	1	10	1
		AWWs	3	1172	3
		Gram Pradhans	0	0	0
		Religious Priests Who May Be Responsible For Performing Marriages	0	0	0
		Service Providers During Marriage Functions Such As Printing Press, Tent Providers, Managers Of Marriage Halls, Caterer, Music	0	0	0

		Bands And Decorators Etc.			
18	Lakhimpur	CDPOs	9	9	9
		CWPOs	0	0	0
		CWCs	1	5	1
		AWWs	9	1000	9
		Gram Pradhans	2	150	2
		Religious Priests Who May Be Responsible For Performing Marriages	1	30	9
		Service Providers During Marriage Functions Such As Printing Press, Tent Providers, Managers Of Marriage Halls, Caterer, Music Bands And Decorators Etc.	1	50	9
19	Majuli	CDPOs	16	35	16
		CWPOs	0	0	0
		CWCs	14	12	40
		AWWs	12	27	16
		Gram Pradhans	7	21	8
		Religious Priests Who May Be Responsible For Performing Marriages	0	0	0
		Service Providers During Marriage Functions Such As Printing Press, Tent Providers, Managers Of Marriage Halls, Caterer, Music	0	0	0

		Bands And Decorators Etc.			
20	Morigaon	CDPOs	5	10	5
		CWPOs	9	20	5
		CWCs	6	20	500
		AWWs	500	1000	500
		Gram Pradhans	500	1000	500
		Religious Priests Who May Be Responsible For Performing Marriages	20	100	100
		Service Providers During Marriage Functions Such As Printing Press, Tent Providers, Managers Of Marriage Halls, Caterer, Music Bands And Decorators Etc.	10	50	5
21	Nagaon	CDPOs	3	90	14
		CWPOs	1	25	15
		CWCs	2	5	10
		AWWs	2	50	10
		Gram Pradhans	2	10	10
		Religious Priests Who May Be Responsible For Performing Marriages	3	30	300
		Service Providers During Marriage Functions Such As Printing Press, Tent Providers, Managers Of Marriage Halls, Caterer, Music	0	0	0

		Bands And Decorators Etc.			
22	Nalbari	CDPOs	2	12	7
		CWPOs	8	34	7
		CWCs	5	5	1
		AWWs	5	64	7
		Gram Pradhans	3	53	7
		Religious Priests Who May Be Responsible For Performing Marriages	3	4	2
		Service Providers During Marriage Functions Such As Printing Press, Tent Providers, Managers Of Marriage Halls, Caterer, Music Bands And Decorators Etc.	0	0	0
23	Sivasagar	CDPOs	4	250	5
		CWPOs	2	10	5
		CWCs	12	25	5
		AWWs	60	250	5
		Gram Pradhans	25	75	5
		Religious Priests Who May Be Responsible For Performing Marriages	0	0	0
		Service Providers During Marriage Functions Such As Printing Press, Tent Providers, Managers Of Marriage Halls, Caterer, Music	0	0	0

		Bands And Decorators Etc.			
24	Sonitpur	CDPOs	2	7	7
		CWPOs	1	9	7
		CWCs	3	4	7
		AWWs	2	120	7
		Gram Pradhans	1	80	7
		Religious Priests Who May Be Responsible For Performing Marriages	1	5	7
		Service Providers During Marriage Functions Such As Printing Press, Tent Providers, Managers Of Marriage Halls, Caterer, Music Bands And Decorators Etc.	1	20	7
25	South Salamara	CDPOs	10	200	3
		CWPOs	4	85	3
		CWCs	2	25	3
		AWWs	13	1350	3
		Gram Pradhans	5	350	3
		Religious Priests Who May Be Responsible For Performing Marriages	3	200	3
		Service Providers During Marriage Functions Such As Printing Press, Tent Providers, Managers Of Marriage Halls, Caterer, Music	1	50	3

		Bands And Decorators Etc.			
26	Udalguri	CDPOs	7	1400	11
		CWPOs	21	3500	11
		CWCs	21	3500	11
		AWWs	67	10000	11
		Gram Pradhans	0	0	0
		Religious Priests Who May Be Responsible For Performing Marriages	10	60	150
		Service Providers During Marriage Functions Such As Printing Press, Tent Providers, Managers Of Marriage Halls, Caterer, Music Bands And Decorators Etc.	2	150	20
Total			2202	56855	3647

Activity 3: Identification of vulnerable children

Among the 26 districts, 2719 blocks and villages were covered, where 16596 schools were mapped out to identify children absent from school for 30 consecutive days without intimation to the Principal or Headmaster, and it was found that 114545 numbers of children were mapped. Further, 12538 schools were mapped to identify the number of children who dropped out from school, wherein 40362 children were mapped out.

S. No.	District	Identification of Vulnerable Children	Number of Children Identified	Total No of Schools Mapped	Number of village/Block etc. Covered
---------------	-----------------	--	--------------------------------------	-----------------------------------	---

1	Baksa	Number of children absent from school consecutively for 30 days without intimation to the Principal or Headmaster of the school. Rule 2B (2) of CLPRA Rules 2017)	303	189	6
		Children Who Are Drop Out, Out Of School And Not Attending School Regularly	1104	189	6
2	Barpeta	Number of children absent from school consecutively for 30 days without intimation to the Principal or Headmaster of the school. Rule 2B (2) of CLPRA Rules 2017)	6011	143	7
		Children Who Are Drop Out, Out Of School And Not Attending School Regularly	4085	143	7
3	Biswanath	Number of children absent from school consecutively for 30 days without intimation to the Principal or Headmaster of the school. Rule 2B (2) of CLPRA Rules 2017)	1667	1223	7
		Children Who Are Drop Out, Out Of School And Not	1667	1223	7

		Attending School Regularly			
4	Bongaigaon	Number of children absent from school consecutively for 30 days without intimation to the Principal or Headmaster of the school. Rule 2B (2) of CLPRA Rules 2017)	29236	810	5
		Children Who Are Drop Out, Out Of School And Not Attending School Regularly	2043	184	4
5	Chirang	Number of children absent from school consecutively for 30 days without intimation to the Principal or Headmaster of the school. Rule 2B (2) of CLPRA Rules 2017)	938	58	3
		Children Who Are Drop Out, Out Of School And Not Attending School Regularly	938	58	3
6	Darrang	Number of children absent from school consecutively for 30 days without intimation to the Principal or Headmaster of the school. Rule 2B (2) of CLPRA Rules 2017)	350	1024	3

		Children Who Are Drop Out, Out Of School And Not Attending School Regularly	1495	340	3
7	Dhemaji	Number of children absent from school consecutively for 30 days without intimation to the Principal or Headmaster of the school. Rule 2B (2) of CLPRA Rules 2017)	1318	435	5
		Children Who Are Drop Out, Out Of School And Not Attending School Regularly	1318	435	5
8	Dima Hasao (North Cachar Hills)	Number of children absent from school consecutively for 30 days without intimation to the Principal or Headmaster of the school. Rule 2B (2) of CLPRA Rules 2017)	4953	842	5
		Children Who Are Drop Out, Out Of School And Not Attending School Regularly	207	10	4
9	Goalpara	Number of children absent from school consecutively for 30 days without intimation to the Principal or Headmaster of the	1071	85	4

		school. Rule 2B (2) of CLPRA Rules 2017)			
		Children Who Are Drop Out, Out Of School And Not Attending School Regularly	937	1235	4
10	Golaghat	Number of children absent from school consecutively for 30 days without intimation to the Principal or Headmaster of the school. Rule 2B (2) of CLPRA Rules 2017)	308	641	5
		Children Who Are Drop Out, Out Of School And Not Attending School Regularly	1069	801	5
11	Hailakandi	Number of children absent from school consecutively for 30 days without intimation to the Principal or Headmaster of the school. Rule 2B (2) of CLPRA Rules 2017)	509	1250	3
		Children Who Are Drop Out, Out Of School And Not Attending School Regularly	177	56	3
12	Hojai	Number of children absent from school consecutively for 30 days without	0	0	0

		intimation to the Principal or Headmaster of the school. Rule 2B (2) of CLPRA Rules 2017)			
		Children Who Are Drop Out, Out Of School And Not Attending School Regularly	0	0	0
13	Jorhat	Number of children absent from school consecutively for 30 days without intimation to the Principal or Headmaster of the school. Rule 2B (2) of CLPRA Rules 2017)	615	1012	5
		Children Who Are Drop Out, Out Of School And Not Attending School Regularly	4281	1012	5
14	Kamrup	Number of children absent from school consecutively for 30 days without intimation to the Principal or Headmaster of the school. Rule 2B (2) of CLPRA Rules 2017)	793	2069	14
		Children Who Are Drop Out, Out Of School And Not Attending School Regularly	793	2069	14
15	Kamrup	Number of children	891	120	3

	Metropolita n	absent from school consecutively for 30 days without intimation to the Principal or Headmaster of the school. Rule 2B (2) of CLPRA Rules 2017)			
		Children Who Are Drop Out, Out Of School And Not Attending School Regularly	138	120	3
16	Karimganj	Number of children absent from school consecutively for 30 days without intimation to the Principal or Headmaster of the school. Rule 2B (2) of CLPRA Rules 2017)	39762	1553	829
		Children Who Are Drop Out, Out Of School And Not Attending School Regularly	1210	280	255
17	Kokrajhar	Number of children absent from school consecutively for 30 days without intimation to the Principal or Headmaster of the school. Rule 2B (2) of CLPRA Rules 2017)	22421	993	640
		Children Who Are Drop Out, Out Of School And Not Attending School	2216	129	211

		Regularly			
18	Lakhimpur	Number of children absent from school consecutively for 30 days without intimation to the Principal or Headmaster of the school. Rule 2B (2) of CLPRA Rules 2017)	2218	3563	6
		Children Who Are Drop Out, Out Of School And Not Attending School Regularly	2218	3563	6
19	Majuli	Number of children absent from school consecutively for 30 days without intimation to the Principal or Headmaster of the school. Rule 2B (2) of CLPRA Rules 2017)	0	0	0
		Children Who Are Drop Out, Out Of School And Not Attending School Regularly	0	0	0
20	Morigaon	Number of children absent from school consecutively for 30 days without intimation to the Principal or Headmaster of the school. Rule 2B (2) of CLPRA Rules 2017)	50	100	5
		Children Who Are	50	100	5

		Drop Out, Out Of School And Not Attending School Regularly			
21	Nagao	Number of children absent from school consecutively for 30 days without intimation to the Principal or Headmaster of the school. Rule 2B (2) of CLPRA Rules 2017)	0	0	0
		Children Who Are Drop Out, Out Of School And Not Attending School Regularly	10981	249	9
22	Nalbari	Number of children absent from school consecutively for 30 days without intimation to the Principal or Headmaster of the school. Rule 2B (2) of CLPRA Rules 2017)	639	210	4
		Children Who Are Drop Out, Out Of School And Not Attending School Regularly	193	20	4
23	Sivasagar	Number of children absent from school consecutively for 30 days without intimation to the Principal or Headmaster of the school. Rule 2B (2) of	3	66	126

		CLPRA Rules 2017)			
		Children Who Are Drop Out, Out Of School And Not Attending School Regularly	910	66	126
24	Sonitpur	Number of children absent from school consecutively for 30 days without intimation to the Principal or Headmaster of the school. Rule 2B (2) of CLPRA Rules 2017)	0	0	0
		Children Who Are Drop Out, Out Of School And Not Attending School Regularly	1432	184	4
25	South Salamara	Number of children absent from school consecutively for 30 days without intimation to the Principal or Headmaster of the school. Rule 2B (2) of CLPRA Rules 2017)	186	22	2
		Children Who Are Drop Out, Out Of School And Not Attending School Regularly	156	18	2
26	Udalguri	Number of children absent from school consecutively for 30 days without intimation to the	303	188	102

		Principal or Headmaster of the school. Rule 2B (2) of CLPRA Rules 2017)			
		Children Who Are Drop Out, Out Of School And Not Attending School Regularly	744	54	235
Total			154907	29134	2719

BIHAR

There are 38 districts in the state of Bihar, but the Commission received data only from 28 districts. As per the Commission's instructions/directions, a total of 03 activities were to be conducted in each district.

Activity 1: Awareness Programmes

The data received by the Commission reveals that 10540 villages, blocks were covered in the 28 districts. A total of 748946 people participated in the programmes wherein 8957 programmes were conducted at Village Panchayat Level, 568 at Block Level, 3430 at Urban/Ward Level and 78 at Zila Tehsil Level.

S. No.	District	Coverage	Number of Awareness Programme Conducted	Total Participants	Number of village/block covered
1.	Araria	Village Panchayat Level	211	3798	9
		Block Level	23	1219	9
		Urban/Ward Level	13	487	9
		Zila Tehsil	9	638	9
2.	Arwal	Village Panchayat Level	64	1235	05
		Block Level	05	113	00
		Urban/Ward Level	01	38	00

		Zila Tehsil	01	42	00
3.	Aurangabad	Village Panchayat Level	1103	19954	1103
		Block Level	11	162	11
		Urban/Ward Level	94	1228	94
		Zila Tehsil	3	72	11
4.	Begusarai	Village Panchayat Level	40	880	20
		Block Level	08	400	04
		Urban/Ward Level	05	265	0
		Zila Tehsil	03	208	0
5.	Bhagalpur	Village Panchayat Level	1609	43442	17
		Block Level	17	1575	17
		Urban/Ward Level	52	565	0
		Zila Tehsil	1	0	0
6.	Buxar	Village Panchayat Level	26	760	42
		Block Level	11	80	11
		Urban/Ward Level	12	420	28
		Zila Tehsil	1	50	1
7.	Darbhanga	Village Panchayat Level	310	3220	310
		Block Level	36	450	18
		Urban/Ward Level	20	1250	20
		Zila Tehsil	3	275	3
8.	East Champaran	Village Panchayat Level	1136	112300	398
		Block Level	35	2550	398
		Urban/Ward Level	14	250	42
		Zila Tehsil	6	680	46
9.	Gaya	Village Panchayat Level	320	9280	326
		Block Level	25	450	25
		Urban/Ward Level	164	4305	205

		Zila Tehsil	3	275	3
10.	Gopalganj	Village Panchayat Level	22	3080	198
		Block Level	25	1731	39
		Urban/Ward Level	1	12	1
		Zila Tehsil	3	280	1
11.	Jamui	Village Panchayat Level	153	7650	1836
		Block Level	50	17500	10
		Urban/Ward Level	3	100	3
		Zila Tehsil	2	600	4
12.	Jehanabad	Village Panchayat Level	114	9780	156
		Block Level	7	250	55
		Urban/Ward Level	3	650	12
		Zila Tehsil	3	325	15
13.	Katihar	Village Panchayat Level	1657	237521	238
		Block Level	28	2945	16
		Urban/Ward Level	6	250	6
		Zila Tehsil	8	800	16
14.	Khagaria	Village Panchayat Level	10	135	10
		Block Level	5	460	4
		Urban/Ward Level	125	1420	7
		Zila Tehsil	1	75	1
15.	Kishanganj	Village Panchayat Level	25	2505	25
		Block Level	7	1525	7
		Urban/Ward Level	5	210	5
		Zila Tehsil	6	300	1
16.	Lakhisarai	Village Panchayat Level	21	1218	28
		Block Level	7	453	0
		Urban/Ward Level	8	518	01

		Zila Tehsil	01	42	0
17.	Madhepura	Village Panchayat Level	30	2475	30
		Block Level	12	127	6
		Urban/Ward Level	6	315	6
		Zila Tehsil	0	0	0
18.	Nalanda	Village Panchayat Level	25	3480	40
		Block Level	18	415	18
		Urban/Ward Level	8	310	8
		Zila Tehsil	0	0	0
19.	Nawada	Village Panchayat Level	7	4300	9
		Block Level	6	800	18
		Urban/Ward Level	20	1000	20
		Zila Tehsil	1	50	0
20.	Purnia	Village Panchayat Level	673	3127	14
		Block Level	14	1455	14
		Urban/Ward Level	5	629	5
		Zila Tehsil	1	24	0
21.	Rohtas	Village Panchayat Level	226	67874	1009
		Block Level	20	4284	110
		Urban/Ward Level	1939	14649	420
		Zila Tehsil	1	1348	5
22.	Saharsa	Village Panchayat Level	203	16265	215
		Block Level	78	5832	30
		Urban/Ward Level	854	21425	796
		Zila Tehsil	02	448	10
23.	Samastipur	Village Panchayat Level	459	8074	815
		Block Level	16	827	146
		Urban/Ward Level	2	120	8

		Zila Tehsil	3	95	0
24.	Saran	Village Panchayat Level	123	1501	150
		Block Level	35	140	8
		Urban/Ward Level	5	92	5
		Zila Tehsil	0	0	0
25.	Sheikhpura	Village Panchayat Level	11	121	6
		Block Level	6	90	6
		Urban/Ward Level	5	30	3
		Zila Tehsil	1	22	1
26.	Supaul	Village Panchayat Level	50	2296	101
		Block Level	15	445	15
		Urban/Ward Level	26	35	26
		Zila Tehsil	01	115	11
27.	Vaishali	Village Panchayat Level	322	14550	387
		Block Level	44	22540	163
		Urban/Ward Level	30	750	0
		Zila Tehsil	12	40000	0
28.	West Champaran	Village Panchayat Level	07	570	07
		Block Level	04	325	04
		Urban/Ward Level	04	170	04
		Zila Tehsil	02	155	02
Total			13033	748946	10540

Activity 2: Meeting of Officials/ Functionaries

The number of meetings held by the officials and functionaries were 26277. The total numbers of participants in these meetings were 236743 among 24735 blocks/villages.

S. No.	District	Meetings with	Numbe	Total	Number
--------	----------	---------------	-------	-------	--------

		Officials/Functionaries	Number of Meetings Held	Officials Participated	Number of village/Block etc. Covered
1.	Araria	CDPOs	8	293	8
		CWPOs	8	139	9
		CWCs	1	18	9
		AWWs	1389	14684	9
		Gram Pradhans	54	3186	9
		Religious Priests Who May Be Responsible For Performing Marriages	0	0	0
		Service Providers During Marriage Functions Such As Printing Press, Tent Providers, Managers Of Marriage Halls, Caterer, Music Bands And Decorators Etc.	2	8	9
2.	Arwal	CDPOs	2	6	5
		CWPOs	0	0	0
		CWCs	0	0	0
		AWWs	0	0	0
		Gram Pradhans	64	672	0
		Religious Priests Who May Be Responsible For Performing Marriages	0	0	0
		Service Providers During Marriage Functions Such As Printing Press, Tent Providers, Managers Of Marriage Halls, Caterer, Music Bands And Decorators Etc.	0	0	0
3.	Aurangabad	CDPOs	2	7	11
		CWPOs	0	0	0
		CWCs	1	13	11

		AWWs	1103	19954	1103
		Gram Pradhans	0	0	0
		Religious Priests Who May Be Responsible For Performing Marriages	2	5	11
		Service Providers During Marriage Functions Such As Printing Press, Tent Providers, Managers Of Marriage Halls, Caterer, Music Bands And Decorators Etc.	2	17	11
4.	Begusara i	CDPOs	5	115	18
		CWPOs	1	63	18
		CWCs	1	4	0
		AWWs	5	2756	1229
		Gram Pradhans	0	0	0
		Religious Priests Who May Be Responsible For Performing Marriages	0	0	0
		Service Providers During Marriage Functions Such As Printing Press, Tent Providers, Managers Of Marriage Halls, Caterer, Music Bands And Decorators Etc.	0	0	0
5.	Bhagalpu r	CDPOs	32	57	17
		CWPOs	0	0	0
		CWCs	0	0	0
		AWWs	2735	43442	17
		Gram Pradhans	0	0	0
		Religious Priests Who May Be Responsible For Performing Marriages	0	0	0
		Service Providers During Marriage Functions Such	0	0	0

		As Printing Press, Tent Providers, Managers Of Marriage Halls, Caterer, Music Bands And Decorators Etc.			
6.	Buxar	CDPOs	8	55	11
		CWPOs	4	40	11
		CWCs	2	10	11
		AWWs	9	1000	11
		Gram Pradhans	5	67	11
		Religious Priests Who May Be Responsible For Performing Marriages	9	100	11
		Service Providers During Marriage Functions Such As Printing Press, Tent Providers, Managers Of Marriage Halls, Caterer, Music Bands And Decorators Etc.	2	55	11
7.	Darbhanga	CDPOs	36	20	18
		CWPOs	2	120	2
		CWCs	3	145	3
		AWWs	676	13000	310
		Gram Pradhans	10	125	10
		Religious Priests Who May Be Responsible For Performing Marriages	5	50	3
		Service Providers During Marriage Functions Such As Printing Press, Tent Providers, Managers Of Marriage Halls, Caterer, Music Bands And Decorators Etc.	2	240	2
8.	East Champar	CDPOs	10	116	10
		CWPOs	1	75	10

	an	CWCs	7	55	10
		AWWs	15	110	50
		Gram Pradhans	24	240	24
		Religious Priests Who May Be Responsible For Performing Marriages	2	32	6
		Service Providers During Marriage Functions Such As Printing Press, Tent Providers, Managers Of Marriage Halls, Caterer, Music Bands And Decorators Etc.	2	28	2
9.	Gaya	CDPOs	25	175	25
		CWPOs	2	118	2
		CWCs	3	108	3
		AWWs	1126	1502	2126
		Gram Pradhans	104	325	310
		Religious Priests Who May Be Responsible For Performing Marriages	3	81	5
		Service Providers During Marriage Functions Such As Printing Press, Tent Providers, Managers Of Marriage Halls, Caterer, Music Bands And Decorators Etc.	3	207	3
10.	Gopalganj	CDPOs	16	212	15
		CWPOs	0	0	0
		CWCs	1	115	1
		AWWs	146	3585	167
		Gram Pradhans	0	0	0
		Religious Priests Who May Be Responsible For Performing Marriages	0	0	0
		Service Providers During	0	0	0

		Marriage Functions Such As Printing Press, Tent Providers, Managers Of Marriage Halls, Caterer, Music Bands And Decorators Etc.			
11.	Jamui	CDPOs	50	2450	10
		CWPOs	0	0	0
		CWCs	1	8	10
		AWWs	60	1500	10
		Gram Pradhans	153	2538	10
		Religious Priests Who May Be Responsible For Performing Marriages	1	18	10
		Service Providers During Marriage Functions Such As Printing Press, Tent Providers, Managers Of Marriage Halls, Caterer, Music Bands And Decorators Etc.	1	10	10
12.	Jehanabad	CDPOs	2	125	7
		CWPOs	0	0	0
		CWCs	1	3	0
		AWWs	7	1100	7
		Gram Pradhans	0	0	0
		Religious Priests Who May Be Responsible For Performing Marriages	0	0	0
		Service Providers During Marriage Functions Such As Printing Press, Tent Providers, Managers Of Marriage Halls, Caterer, Music Bands And Decorators Etc.	1	12	0
13.	Katihar	CDPOs	15	256	16

		CWPOs	0	0	0
		CWCs	0	0	0
		AWWs	28	2945	13
		Gram Pradhans	4	63	4
		Religious Priests Who May Be Responsible For Performing Marriages	0	0	0
		Service Providers During Marriage Functions Such As Printing Press, Tent Providers, Managers Of Marriage Halls, Caterer, Music Bands And Decorators Etc.	0	0	0
14.	Khagaria	CDPOs	7	77	7
		CWPOs	1	15	7
		CWCs	1	15	7
		AWWs	1500	14500	100
		Gram Pradhans	20	625	20
		Religious Priests Who May Be Responsible For Performing Marriages	2	25	2
		Service Providers During Marriage Functions Such As Printing Press, Tent Providers, Managers Of Marriage Halls, Caterer, Music Bands And Decorators Etc.	22	420	18
15.	Kishanganj	CDPOs	35	500	35
		CWPOs	0	0	0
		CWCs	0	0	0
		AWWs	1550	15000	1550
		Gram Pradhans	0	0	0
		Religious Priests Who May Be Responsible For Performing Marriages	0	0	0

		Service Providers During Marriage Functions Such As Printing Press, Tent Providers, Managers Of Marriage Halls, Caterer, Music Bands And Decorators Etc.	0	0	0
16. Lakhisarai		CDPOs	6	38	0
		CWPOs	0	0	0
		CWCs	0	0	0
		AWWs	7	7	690
		Gram Pradhans	0	0	0
		Religious Priests Who May Be Responsible For Performing Marriages	0	0	0
		Service Providers During Marriage Functions Such As Printing Press, Tent Providers, Managers Of Marriage Halls, Caterer, Music Bands And Decorators Etc.	0	0	0
17. Madhepura		CDPOs	6	38	6
		CWPOs	6	15	6
		CWCs	0	0	0
		AWWs	6	1125	0
		Gram Pradhans	2	35	0
		Religious Priests Who May Be Responsible For Performing Marriages	2	8	0
		Service Providers During Marriage Functions Such As Printing Press, Tent Providers, Managers Of Marriage Halls, Caterer, Music Bands And Decorators Etc.	3	11	0
18. Nalanda		CDPOs	14	68	9

		CWPOs	9	18	8
		CWCs	0	0	0
		AWWs	220	225	184
		Gram Pradhans	4	85	0
		Religious Priests Who May Be Responsible For Performing Marriages	0	0	0
		Service Providers During Marriage Functions Such As Printing Press, Tent Providers, Managers Of Marriage Halls, Caterer, Music Bands And Decorators Etc.	0	0	0
19.	Nawada	CDPOs	6	20	0
		CWPOs	0	0	0
		CWCs	30	82	0
		AWWs	14	21	0
		Gram Pradhans	0	0	0
		Religious Priests Who May Be Responsible For Performing Marriages	2	20	2
		Service Providers During Marriage Functions Such As Printing Press, Tent Providers, Managers Of Marriage Halls, Caterer, Music Bands And Decorators Etc.	1	4	0
20.	Purnia	CDPOs	15	78	14
		CWPOs	1	6	0
		CWCs	1	5	0
		AWWs	1684	3436	14
		Gram Pradhans	12	24	14
		Religious Priests Who May Be Responsible For Performing Marriages	0	0	0

		Service Providers During Marriage Functions Such As Printing Press, Tent Providers, Managers Of Marriage Halls, Caterer, Music Bands And Decorators Etc.	0	0	0
21.	Rohtas	CDPOs	20	133	1895
		CWPOs	7	45	261
		CWCs	4	23	222
		AWWs	1355	10696	657
		Gram Pradhans	8	398	145
		Religious Priests Who May Be Responsible For Performing Marriages	8	43	6
		Service Providers During Marriage Functions Such As Printing Press, Tent Providers, Managers Of Marriage Halls, Caterer, Music Bands And Decorators Etc.	4	147	7
22.	Sahasara	CDPOs	83	2468	228
		CWPOs	6	93	10
		CWCs	4	48	10
		AWWs	1838	41588	1030
		Gram Pradhans	98	2500	1030
		Religious Priests Who May Be Responsible For Performing Marriages	2	86	10
		Service Providers During Marriage Functions Such As Printing Press, Tent Providers, Managers Of Marriage Halls, Caterer, Music Bands And Decorators Etc.	2	118	10
23.	Samastip	CDPOs	64	1085	697

	ur	CWPOs	0	0	0
		CWCs	1	4	0
		AWWs	1967	8047	2644
		Gram Pradhans	24	625	375
		Religious Priests Who May Be Responsible For Performing Marriages	25	229	25
		Service Providers During Marriage Functions Such As Printing Press, Tent Providers, Managers Of Marriage Halls, Caterer, Music Bands And Decorators Etc.	11	11	11
24.	Saran	CDPOs	70	153	13
		CWPOs	0	0	0
		CWCs	0	3	0
		AWWs	2233	628	2233
		Gram Pradhans	0	0	0
		Religious Priests Who May Be Responsible For Performing Marriages	0	0	0
25.	Sheikhpura	CDPOs	6	550	6
		CWPOs	0	0	0
		CWCs	1	11	6
		AWWs	678	3390	49
		Gram Pradhans	30	540	30
		Religious Priests Who May Be Responsible For Performing Marriages	8	210	8

		Service Providers During Marriage Functions Such As Printing Press, Tent Providers, Managers Of Marriage Halls, Caterer, Music Bands And Decorators Etc.	3	9	2
26.	Supaul	CDPOs	10	164	10
		CWPOs	1	90	11
		CWCs	2	200	11
		AWWs	10	1669	103
		Gram Pradhans	3	21	3
		Religious Priests Who May Be Responsible For Performing Marriages	1	3	1
		Service Providers During Marriage Functions Such As Printing Press, Tent Providers, Managers Of Marriage Halls, Caterer, Music Bands And Decorators Etc.	0	0	0
27.	Vaishali	CDPOs	17	17	17
		CWPOs	1	1	1
		CWCs	0	0	0
		AWWs	3883	3883	3883
		Gram Pradhans	289	575	289
		Religious Priests Who May Be Responsible For Performing Marriages	7	80	5
		Service Providers During Marriage Functions Such As Printing Press, Tent Providers, Managers Of Marriage Halls, Caterer, Music Bands And Decorators Etc.	0	0	0
28.	West	CDPOs	34	25	17

Champan	CWPOs	3	105	3
	CWCs	3	110	3
	AWWs	250	510	250
	Gram Pradhans	5	45	5
	Religious Priests Who May Be Responsible For Performing Marriages	2	30	2
	Service Providers During Marriage Functions Such As Printing Press, Tent Providers, Managers Of Marriage Halls, Caterer, Music Bands And Decorators Etc.	3	210	3
Total		26277	236743	24735

Activity 3: Identification of vulnerable children

Among the 28 districts, 2,638 blocks and villages were covered, where 12,088 schools were mapped out to identify children absent from school for 30 consecutive days without intimation to the Principal or Headmaster, and it was found that 42,882 numbers of children were mapped. Further, 9,726 schools were mapped to identify number of children dropped out from school, wherein 10835 number of children were mapped out.

NCPCR

S. No.	District	Identification of Vulnerable Children	Number of Children Identified	Total No of Schools Mapped	Number of village/Block etc. Covered
1.	Araria	Number of children absent from school consecutively for 30 days without intimation to the Principal or Headmaster of the school. Rule 2B (2) of CLPRA Rules 2017)	0	1789	9
		Children Who Are Drop	539	1789	9

		Out, Out Of School And Not Attending School Regularly			
2.	Arwal	Number of children absent from school consecutively for 30 days without intimation to the Principal or Headmaster of the school. Rule 2B (2) of CLPRA Rules 2017)	00	00	00
		Children Who Are Drop Out, Out Of School And Not Attending School Regularly	00	00	00
3.	Aurangabad	Number of children absent from school consecutively for 30 days without intimation to the Principal or Headmaster of the school. Rule 2B (2) of CLPRA Rules 2017)	00	00	0
		Children Who Are Drop Out, Out Of School And Not Attending School Regularly	0	0	0
4.	Begusarai	Number of children absent from school consecutively for 30 days without intimation to the Principal or Headmaster of the school. Rule 2B (2) of CLPRA Rules 2017)	0	0	0
		Children Who Are Drop Out, Out Of School And Not Attending School Regularly	0	0	0
5.	Bhagalpur	Number of children absent from school consecutively for 30 days	85	64	5

		without intimation to the Principal or Headmaster of the school. Rule 2B (2) of CLPRA Rules 2017)			
		Children Who Are Drop Out, Out Of School And Not Attending School Regularly	21	0	3
6.	Buxar	Number of children absent from school consecutively for 30 days without intimation to the Principal or Headmaster of the school. Rule 2B (2) of CLPRA Rules 2017)	173	25	11
		Children Who Are Drop Out, Out Of School And Not Attending School Regularly	350	92	11
7.	Darbha nga	Number of children absent from school consecutively for 30 days without intimation to the Principal or Headmaster of the school. Rule 2B (2) of CLPRA Rules 2017)	339	0	19
		Children Who Are Drop Out, Out Of School And Not Attending School Regularly	339	0	19
8.	East Champa ran	Number of children absent from school consecutively for 30 days without intimation to the Principal or Headmaster of the school. Rule 2B (2) of CLPRA Rules 2017)	400	20	4
		Children Who Are Drop Out, Out Of School And	432	20	2

		Not Attending School Regularly			
9.	Gaya	Number of children absent from school consecutively for 30 days without intimation to the Principal or Headmaster of the school. Rule 2B (2) of CLPRA Rules 2017)	0	0	0
		Children Who Are Drop Out, Out Of School And Not Attending School Regularly	0	0	0
10.	Gopalganj	Number of children absent from school consecutively for 30 days without intimation to the Principal or Headmaster of the school. Rule 2B (2) of CLPRA Rules 2017)	187	103	1
		Children Who Are Drop Out, Out Of School And Not Attending School Regularly	232	103	1
11.	Jamui	Number of children absent from school consecutively for 30 days without intimation to the Principal or Headmaster of the school. Rule 2B (2) of CLPRA Rules 2017)	518	125	10
		Children Who Are Drop Out, Out Of School And Not Attending School Regularly	518	125	10
12.	Jehanabad	Number of children absent from school consecutively for 30 days without intimation to the	208	155	155

		Principal or Headmaster of the school. Rule 2B (2) of CLPRA Rules 2017)			
		Children Who Are Drop Out, Out Of School And Not Attending School Regularly	866	152	152
13.	Katihar	Number of children absent from school consecutively for 30 days without intimation to the Principal or Headmaster of the school. Rule 2B (2) of CLPRA Rules 2017)	27117	1983	16
		Children Who Are Drop Out, Out Of School And Not Attending School Regularly	1544	718	16
14.	Khagaria	Number of children absent from school consecutively for 30 days without intimation to the Principal or Headmaster of the school. Rule 2B (2) of CLPRA Rules 2017)	6786	1093	7
		Children Who Are Drop Out, Out Of School And Not Attending School Regularly	264	1060	7
15.	Kishanganj	Number of children absent from school consecutively for 30 days without intimation to the Principal or Headmaster of the school. Rule 2B (2) of CLPRA Rules 2017)	00	00	00
		Children Who Are Drop Out, Out Of School And Not Attending School	00	00	00

		Regularly			
16. Lakhisara		Number of children absent from school consecutively for 30 days without intimation to the Principal or Headmaster of the school. Rule 2B (2) of CLPRA Rules 2017)	50	10	10
		Children Who Are Drop Out, Out Of School And Not Attending School Regularly	50	10	10
17. Madhepura		Number of children absent from school consecutively for 30 days without intimation to the Principal or Headmaster of the school. Rule 2B (2) of CLPRA Rules 2017)	0	0	0
		Children Who Are Drop Out, Out Of School And Not Attending School Regularly	0	0	0
18. Nalanda		Number of children absent from school consecutively for 30 days without intimation to the Principal or Headmaster of the school. Rule 2B (2) of CLPRA Rules 2017)	3676	2393	20
		Children Who Are Drop Out, Out Of School And Not Attending School Regularly	0	0	0
19. Nawada		Number of children absent from school consecutively for 30 days without intimation to the Principal or Headmaster	0	0	0

		of the school. Rule 2B (2) of CLPRA Rules 2017)			
		Children Who Are Drop Out, Out Of School And Not Attending School Regularly	625	0	0
20.	Purnia	Number of children absent from school consecutively for 30 days without intimation to the Principal or Headmaster of the school. Rule 2B (2) of CLPRA Rules 2017)	1202	2317	14
		Children Who Are Drop Out, Out Of School And Not Attending School Regularly	1202	2317	14
21.	Rohtas	Number of children absent from school consecutively for 30 days without intimation to the Principal or Headmaster of the school. Rule 2B (2) of CLPRA Rules 2017)	0	140	12
		Children Who Are Drop Out, Out Of School And Not Attending School Regularly	166	140	12
22.	Saharsa	Number of children absent from school consecutively for 30 days without intimation to the Principal or Headmaster of the school. Rule 2B (2) of CLPRA Rules 2017)	330	756	10
		Children Who Are Drop Out, Out Of School And Not Attending School Regularly	757	1719	10

23.	Samasti pur	Number of children absent from school consecutively for 30 days without intimation to the Principal or Headmaster of the school. Rule 2B (2) of CLPRA Rules 2017)	0	151	240
		Children Who Are Drop Out, Out Of School And Not Attending School Regularly	0	0	0
24.	Saran	Number of children absent from school consecutively for 30 days without intimation to the Principal or Headmaster of the school. Rule 2B (2) of CLPRA Rules 2017)	00	00	00
		Children Who Are Drop Out, Out Of School And Not Attending School Regularly	00	00	00
25.	Sheikhpura	Number of children absent from school consecutively for 30 days without intimation to the Principal or Headmaster of the school. Rule 2B (2) of CLPRA Rules 2017)	134	66	6
		Children Who Are Drop Out, Out Of School And Not Attending School Regularly	134	66	6
26.	Suapul	Number of children absent from school consecutively for 30 days without intimation to the Principal or Headmaster of the school. Rule 2B (2)	00	00	00

		of CLPRA Rules 2017)			
		Children Who Are Drop Out, Out Of School And Not Attending School Regularly	1118	517	11
27.	Vaishali	Number of children absent from school consecutively for 30 days without intimation to the Principal or Headmaster of the school. Rule 2B (2) of CLPRA Rules 2017)	1030	228	228
		Children Who Are Drop Out, Out Of School And Not Attending School Regularly	1030	228	228
28.	West Champa ran	Number of children absent from school consecutively for 30 days without intimation to the Principal or Headmaster of the school. Rule 2B (2) of CLPRA Rules 2017)	647	670	670
		Children Who Are Drop Out, Out Of School And Not Attending School Regularly	648	670	670
Total			53717	21814	2638

CHHATTISGARH

There are 33 districts in the state of Chhattisgarh, but the Commission received data only from 19 districts. As per the instruction/direction of the Commission, a total of 03 activities were to be conducted in each district.

Activity 1: Awareness Programmes

The data received by the Commission reveals that 3228 villages,

blocks were covered in the 19 districts. A total of 170971 people participated in the programmes wherein 2672 programmes were conducted at Village Panchayat Level, 142 at Block Level, 597 at Urban/Ward level and 55 at Zila Tehsil Level.

S. No.	District	Coverage	Number of Awareness Programme Conducted	Total Participants	Number of village/block covered
1	Baloda Bazar	Village Panchayat Level	10	600	30
		Block Level	1	70	1
		Urban/Ward Level	2	60	2
		Zila Tehsil	1	72	1
2	Bastar	Village Panchayat Level	155	5595	274
		Block Level	4	2675	3
		Urban/Ward Level	48	4840	48
		Zila Tehsil	1	50	0
3	Bijapur	Village Panchayat Level	120	3240	4
		Block Level	10	760	4
		Urban/Ward Level	45	250	3
		Zila Tehsil	1	120	4
4	Bilaspur	Village Panchayat Level	78	1794	217
		Block Level	07	5689	07
		Urban/Ward Level	14	4228	14
		Zila Tehsil	01	7013	01
5	Dantewada (South Bastar)	Village Panchayat Level	92	3220	4
		Block Level	4	245	3
		Urban/Ward Level	14	378	4
		Zila Tehsil	3	1460	1

6	Dhamtari	Village Panchayat Level	16	1024	81
		Block Level	04	745	04
		Urban/Ward Level	02	265	40
		Zila Tehsil	02	182	01
7	Durg	Village Panchayat Level	12	1152	0
		Block Level	03	260	0
		Urban/Ward Level	07	611	0
		Zila Tehsil	02	466	0
8	Janjgir-Champa	Village Panchayat Level	135	40499	250
		Block Level	45	6750	5
		Urban/Ward Level	35	5250	80
		Zila Tehsil	5	2500	300
9	Jashpur	Village Panchayat Level	355	1765	355
		Block Level	8	40	8
		Urban/Ward Level	4	20	4
		Zila Tehsil	1	38	1
10	Kabirdham (Kawardha)	Village Panchayat Level	136	2040	136
		Block Level	4	2040	4
		Urban/Ward Level	101	1010	101
		Zila Tehsil	4	2040	4
11	Kanker (North Bastar)	Village Panchayat Level	36	7200	85
		Block Level	13	1856	8
		Urban/Ward Level	16	1152	30
		Zila Tehsil	5	1500	230
12	Khairagarh Chhuikhadan Gandai	Village Panchayat Level	221	1768	221
		Block Level	2	25	2
		Urban/Ward Level	46	414	46
		Zila Tehsil	2	26	2

13	Kondagaon	Village Panchayat Level	383	4024	5
		Block Level	2	357	5
		Urban/Ward Level	3	112	3
		Zila Tehsil	7	135	5
14	Korba	Village Panchayat Level	412	6180	5
		Block Level	5	16105	5
		Urban/Ward Level	133	840	3
		Zila Tehsil	10	545	5
15	Mungeli	Village Panchayat Level	220	3607	220
		Block Level	5	77	3
		Urban/Ward Level	67	946	67
		Zila Tehsil	2	45	2
16	Narayanpur	Village Panchayat Level	98	2670	2
		Block Level	2	105	2
		Urban/Ward Level	15	284	1
		Zila Tehsil	1	112	1
17	Raigarh	Village Panchayat Level	06	536	12
		Block Level	0	0	0
		Urban/Ward Level	0	0	0
		Zila Tehsil	0	0	0
18	Sukma	Village Panchayat Level	97	1357	103
		Block Level	16	1564	5
		Urban/Ward Level	33	406	38
		Zila Tehsil	6	1167	3
19	Surguja	Village Panchayat Level	90	3600	90
		Block Level	7	450	7
		Urban/Ward Level	12	600	12
		Zila Tehsil	1	150	1

TOTAL	3466	170971	3228
--------------	-------------	---------------	-------------

Activity 2: Meeting of Officials/ Functionaries

The number of meetings held by the officials and functionaries were 11636. The total numbers of participants in these meetings were 99631 among 7378 blocks/villages.

S. No	District	Meetings with Officials/Functionaries	Number of Meetings Held	Total Officials Participated	Number of village/Block etc. Covered
1	Baloda Bazar	CDPOs	1	9	6
		CWPOs	1	14	14
		CWCs	01	05	01
		AWWs	18	396	9
		Gram Pradhans	10	120	10
		Religious Priests Who May Be Responsible For Performing Marriages	1	15	15
		Service Providers During Marriage Functions Such As Printing Press, Tent Providers, Managers Of Marriage Halls, Caterer, Music Bands And Decorators Etc.	01	72	01
2	Bastar	CDPOs	4	95	50
		CWPOs	1	14	1
		CWCs	1	12	1
		AWWs	87	507	163
		Gram Pradhans	50	116	162
		Religious Priests Who May Be	0	0	0

		Responsible For Performing Marriages			
		Service Providers During Marriage Functions Such As Printing Press, Tent Providers, Managers Of Marriage Halls, Caterer, Music Bands And Decorators Etc.	0	0	0
3	Bijapur	CDPOs	4	5	170
		CWPOs	4	5	170
		CWCs	3	4	170
		AWWs	8	1112	170
		Gram Pradhans	4	132	4
		Religious Priests Who May Be Responsible For Performing Marriages	1	130	170
		Service Providers During Marriage Functions Such As Printing Press, Tent Providers, Managers Of Marriage Halls, Caterer, Music Bands And Decorators Etc.	0	0	0
4	Bilaspur	CDPOs	02	16	08
		CWPOs	01	14	04
		CWCs	01	01	01
		AWWs	17	1245	04
		Gram Pradhans	0	0	0
		Religious Priests Who May Be	01	55	01

		Responsible For Performing Marriages			
		Service Providers During Marriage Functions Such As Printing Press, Tent Providers, Managers Of Marriage Halls, Caterer, Music Bands And Decorators Etc.	0	0	0
5	Dantewada (South Bastar)	CDPOs	8	460	4
		CWPOs	8	350	8
		CWCs	2	120	2
		AWWs	1472	23251	4
		Gram Pradhans	93	430	4
		Religious Priests Who May Be Responsible For Performing Marriages	0	0	0
		Service Providers During Marriage Functions Such As Printing Press, Tent Providers, Managers Of Marriage Halls, Caterer, Music Bands And Decorators Etc.	0	0	0
6	Dhamtari	CDPOs	05	04	28
		CWPOs	02	05	10
		CWCs	01	01	05
		AWWs	08	05	370
		Gram Pradhans	05	05	370
		Religious Priests Who May Be	01	04	16

		Responsible For Performing Marriages			
		Service Providers During Marriage Functions Such As Printing Press, Tent Providers, Managers Of Marriage Halls, Caterer, Music Bands And Decorators Etc.	01	04	16
7	Durg	CDPOs	18	45	0
		CWPOs	05	22	0
		CWCs	05	04	0
		AWWs	05	04	0
		Gram Pradhans	130	674	0
		Religious Priests Who May Be Responsible For Performing Marriages	85	100	0
		Service Providers During Marriage Functions Such As Printing Press, Tent Providers, Managers Of Marriage Halls, Caterer, Music Bands And Decorators Etc.	0	0	0
8	Janjgir-Champa	CDPOs	12	600	250
		CWPOs	15	500	55
		CWCs	10	50	1
		AWWs	300	15000	300
		Gram Pradhans	300	300	300
		Religious Priests Who May Be	10	50	50

		Responsible For Performing Marriages			
		Service Providers During Marriage Functions Such As Printing Press, Tent Providers, Managers Of Marriage Halls, Caterer, Music Bands And Decorators Etc.	5	50	10
9	Jashpur	CDPOs	17	17	444
		CWPOs	117	117	444
		CWCs	3	3	0
		AWWs	3400	3400	444
		Gram Pradhans	444	444	444
		Religious Priests Who May Be Responsible For Performing Marriages	1	46	08
		Service Providers During Marriage Functions Such As Printing Press, Tent Providers, Managers Of Marriage Halls, Caterer, Music Bands And Decorators Etc.	1	86	8
10	Kabirdham (Kawardha)	CDPOs	3	12	4
		CWPOs	3	27	14
		CWCs	3	5	4
		AWWs	3	1500	136
		Gram Pradhans	3	136	136
		Religious Priests Who May Be	1	10	4

		Responsible For Performing Marriages			
		Service Providers During Marriage Functions Such As Printing Press, Tent Providers, Managers Of Marriage Halls, Caterer, Music Bands And Decorators Etc.	1	30	4
11	Kanker (North Bastar)	CDPOs	22	1562	79
		CWPOs	10	817	8
		CWCs	2	56	10
		AWWs	3100	32000	1004
		Gram Pradhans	02	200	04
		Religious Priests Who May Be Responsible For Performing Marriages	01	50	8
		Service Providers During Marriage Functions Such As Printing Press, Tent Providers, Managers Of Marriage Halls, Caterer, Music Bands And Decorators Etc.	1	35	8
12	Khairagarh Chhuikhadan Gandai	CDPOs	2	4	2
		CWPOs	2	4	2
		CWCs	0	0	0
		AWWs	4	630	221
		Gram Pradhans	2	221	2
		Religious Priests Who May Be	0	0	0

		Responsible For Performing Marriages			
		Service Providers During Marriage Functions Such As Printing Press, Tent Providers, Managers Of Marriage Halls, Caterer, Music Bands And Decorators Etc.	0	1	2
13	Kondagaon	CDPOs	12	53	8
		CWPOs	2	11	5
		CWCs	12	5	5
		AWWs	5	1200	5
		Gram Pradhans	1	67	5
		Religious Priests Who May Be Responsible For Performing Marriages	1	57	5
		Service Providers During Marriage Functions Such As Printing Press, Tent Providers, Managers Of Marriage Halls, Caterer, Music Bands And Decorators Etc.	1	10	5
14	Korba	CDPOs	12	120	5
		CWPOs	3	125	5
		CWCs	12	55	5
		AWWs	91	2521	5
		Gram Pradhans	412	820	5
		Religious Priests Who May Be	1	55	5

		Responsible For Performing Marriages			
		Service Providers During Marriage Functions Such As Printing Press, Tent Providers, Managers Of Marriage Halls, Caterer, Music Bands And Decorators Etc.	1	170	5
15	Mungeli	CDPOs	3	7	5
		CWPOs	2	44	22
		CWCs	12	29	1
		AWWs	2	170	170
		Gram Pradhans	1	148	148
		Religious Priests Who May Be Responsible For Performing Marriages	1	37	3
		Service Providers During Marriage Functions Such As Printing Press, Tent Providers, Managers Of Marriage Halls, Caterer, Music Bands And Decorators Etc.	2	65	3
16	Narayanpur	CDPOs	3	35	2
		CWPOs	3	35	2
		CWCs	3	35	2
		AWWs	15	540	2
		Gram Pradhans	98	98	2
		Religious Priests Who May Be	1	22	2

		Responsible For Performing Marriages			
		Service Providers During Marriage Functions Such As Printing Press, Tent Providers, Managers Of Marriage Halls, Caterer, Music Bands And Decorators Etc.	1	13	2
17	Raigarh	CDPOs	3	60	7
		CWPOs	3	60	7
		CWCs	0	0	0
		AWWs	04	2120	7
		Gram Pradhans	0	0	0
		Religious Priests Who May Be Responsible For Performing Marriages	0	0	0
		Service Providers During Marriage Functions Such As Printing Press, Tent Providers, Managers Of Marriage Halls, Caterer, Music Bands And Decorators Etc.	0	0	0
18	Sukma	CDPOs	5	45	3
		CWPOs	2	140	3
		CWCs	3	21	3
		AWWs	778	1645	118
		Gram Pradhans	108	570	108
		Religious Priests Who May Be	0	0	0

		Responsible For Performing Marriages			
		Service Providers During Marriage Functions Such As Printing Press, Tent Providers, Managers Of Marriage Halls, Caterer, Music Bands And Decorators Etc.	0	0	0
19	Surguja	CDPOs	9	80	9
		CWPOs	0	0	0
		CWCs	2	8	1
		AWWs	90	180	90
		Gram Pradhans	30	600	30
		Religious Priests Who May Be Responsible For Performing Marriages	0	0	0
		Service Providers During Marriage Functions Such As Printing Press, Tent Providers, Managers Of Marriage Halls, Caterer, Music Bands And Decorators Etc.	10	10	1
TOTAL			11636	99631	7378

Activity 3: Identification of vulnerable children

Among the 33 districts, 2910 blocks and villages were covered, where 12433 schools were mapped out to identify children absent from school for 30 consecutive days without intimation to the Principal or headmaster, where 5831 numbers of children were mapped. Further, 12467

schools were mapped to identify number of children dropped out from school, wherein 7417 children were mapped out.

S. No.	District	Identification of Vulnerable Children	Number of Children Identified	Total No of Schools Mapped	Number of village/Block etc. Covered
1	Baloda Bazar	Number of children absent from school consecutively for 30 days without intimation to the Principal or Headmaster of the school. Rule 2B (2) of CLPRA Rules 2017)	0	0	0
		Children Who Are Drop Out, Out Of School And Not Attending School Regularly	1144	0	6
2	Bastar	Number of children absent from school consecutively for 30 days without intimation to the Principal or Headmaster of the school. Rule 2B (2) of CLPRA Rules 2017)	193	185	97
		Children Who Are Drop Out, Out Of School And Not Attending School Regularly	491	441	188
3	Bijapur	Number of children absent from school consecutively for 30 days without intimation to the Principal or Headmaster of the school. Rule 2B (2) of CLPRA Rules 2017)	0	0	0
		Children Who Are Drop Out, Out Of School And Not Attending School Regularly	108	82	65

4	Bilaspur	Number of children absent from school consecutively for 30 days without intimation to the Principal or Headmaster of the school. Rule 2B (2) of CLPRA Rules 2017)	487	130	4
		Children Who Are Drop Out, Out Of School And Not Attending School Regularly	487	130	4
5	Dantewada (South Bastar)	Number of children absent from school consecutively for 30 days without intimation to the Principal or Headmaster of the school. Rule 2B (2) of CLPRA Rules 2017)	0	0	0
		Children Who Are Drop Out, Out Of School And Not Attending School Regularly	445	156	4
6	Dhamtari	Number of children absent from school consecutively for 30 days without intimation to the Principal or Headmaster of the school. Rule 2B (2) of CLPRA Rules 2017)	197	1489	370
		Children Who Are Drop Out, Out Of School And Not Attending School Regularly	73	1489	370
7	Durg	Number of children absent from school consecutively for 30 days without intimation to the Principal or Headmaster of the school. Rule 2B (2) of CLPRA Rules 2017)	1929	2	0
		Children Who Are Drop Out, Out Of School And Not Attending School Regularly	0	0	0
8	Janjgir-Champa	Number of children absent from school consecutively for 30 days without intimation to the Principal or Headmaster of the school. Rule 2B (2) of CLPRA Rules 2017)	372	95	66

		Children Who Are Drop Out, Out Of School And Not Attending School Regularly	604	128	77
9	Jashpur	Number of children absent from school consecutively for 30 days without intimation to the Principal or Headmaster of the school. Rule 2B (2) of CLPRA Rules 2017)	0	0	0
		Children Who Are Drop Out, Out Of School And Not Attending School Regularly	269	68	8
10	Kabirdham (Kawardha)	Number of children absent from school consecutively for 30 days without intimation to the Principal or Headmaster of the school. Rule 2B (2) of CLPRA Rules 2017)	0	1610	4
		Children Who Are Drop Out, Out Of School And Not Attending School Regularly	248	1610	4
11	Kanker (North Bastar)	Number of children absent from school consecutively for 30 days without intimation to the Principal or Headmaster of the school. Rule 2B (2) of CLPRA Rules 2017)	0	0	0
		Children Who Are Drop Out, Out Of School And Not Attending School Regularly	614	239	454
12	KhairagarhC hhuikhadan Gandai	Number of children absent from school consecutively for 30 days without intimation to the Principal or Headmaster of the school. Rule 2B (2) of CLPRA Rules 2017)	0	0	0
		Children Who Are Drop Out, Out Of School And Not Attending School Regularly	49	7	1

13	Kondagaon	Number of children absent from school consecutively for 30 days without intimation to the Principal or Headmaster of the school. Rule 2B (2) of CLPRA Rules 2017)	52	58	5
		Children Who Are Drop Out, Out Of School And Not Attending School Regularly	124	188	5
14	Korba	Number of children absent from school consecutively for 30 days without intimation to the Principal or Headmaster of the school. Rule 2B (2) of CLPRA Rules 2017)	1239	2174	719
		Children Who Are Drop Out, Out Of School And Not Attending School Regularly	1239	1239	415
15	Mungeli	Number of children absent from school consecutively for 30 days without intimation to the Principal or Headmaster of the school. Rule 2B (2) of CLPRA Rules 2017)	528	1302	3
		Children Who Are Drop Out, Out Of School And Not Attending School Regularly	528	1302	3
16	Narayanpur	Number of children absent from school consecutively for 30 days without intimation to the Principal or Headmaster of the school. Rule 2B (2) of CLPRA Rules 2017)	122	37	2
		Children Who Are Drop Out, Out Of School And Not Attending School Regularly	122	37	2
17	Raigarh	Number of children absent from school consecutively for 30 days without intimation to the Principal or Headmaster of the school. Rule 2B (2) of CLPRA Rules 2017)	687	2430	7

		Children Who Are Drop Out, Out Of School And Not Attending School Regularly	687	2430	7
18	Sukma	Number of children absent from school consecutively for 30 days without intimation to the Principal or Headmaster of the school. Rule 2B (2) of CLPRA Rules 2017)	25	1028	3
		Children Who Are Drop Out, Out Of School And Not Attending School Regularly	185	1028	3
19	Surguja	Number of children absent from school consecutively for 30 days without intimation to the Principal or Headmaster of the school. Rule 2B (2) of CLPRA Rules 2017)	0	1893	7
		Children Who Are Drop Out, Out Of School And Not Attending School Regularly	0	1893	7
Total			13248	24900	2910

GOA

There are 02 districts in the state, but the Commission still needs to receive data from both districts. As per the Commission's instruction/direction, 03 activities were to be conducted in each district, but no data has been provided to the Commission.

GUJARAT

There are 33 districts in the State of Gujarat, but the Commission received data only from 30 districts. As per the instruction/direction of the Commission, a total of 03 activities were to be conducted in each district.

Activity 1: Awareness Programmes

The data received by the Commission reveals that 4716 villages were covered in the 30 districts. A total of 342680 people participated in the programmes wherein 3938 programmes were conducted at Village Panchayat Level, 328 at Block Level, 270 at Urban/Ward Level and 92 at

Zila Tehsil Level.

S. No.	District	Identification of Vulnerable Children	Number of Children Identified	Total No of Schools Mapped	Number of village/Block etc. Covered
1.	Ahmedabad	Village Panchayat level	0	0	0
		Block Level	0	0	0
		Urban/Ward Level	0	0	0
		Zila Tehsil	0	0	0
2.	Amreli	Village Panchayat Level	47	7027	47
		Block Level	7	90	7
		Urban/Ward Level	13	141	13
		Zila Tehsil	1	11	1
3.	Anand	Village Panchayat Level	62	5825	62
		Block Level	12	2440	12
		Urban/Ward Level	5	847	3
		Zila Tehsil	6	2162	6
4.	Aravalli	Village Panchayat Level	15	356	15
		Block Level	06	111	06
		Urban/Ward Level	01	14	01
		Zila Tehsil	01	216	06
5.	Banaskantha (Palanpur)	Village Panchayat Level	725	7200	725
		Block Level	14	1375	14
		Urban/War.d Level	12	632	4

		Zila Tehsil	4	415	14
6.	Bharuch	Village Panchayat Level	34	651	65
		Block Level	18	600	9
		Urban/Ward Level	13	590	11
		Zila Tehsil	9	1540	9
7.	Bhavnagar	Village Panchayat Level	55	7669	55
		Block Level	22	3640	22
		Urban/Ward Level	9	1010	9
		Zila Tehsil	1	72	4
8.	Dahod	Village Panchayat Level	455	86742	696
		Block Level	9	1638	9
		Urban/Ward Level	3	426	21
		Zila Tehsil	9	1638	9
9.	Dangs (Ahwa)	Village Panchayat Level	17	863	17
		Block Level	0	0	0
		Urban/Ward Level	0	0	0
		Zila Tehsil	0	0	0
10.	DevbhoomiDwarka	Village Panchayat Level	4	95	4
		Block Level	4	220	62
		Urban/Ward Level	4	65	4
		Zila Tehsil	3	369	75
11.	Gandhinagar	Village Panchayat Level	11	311	11
		Block Level	4	598	4
		Urban/Ward Level	2	95	2

		Zila Tehsil	4	445	4
12.	GirSomnath	Village Panchayat Level	90	13529	90
		Block Level	8	87	6
		Urban/Ward Level	2	18	2
		Zila Tehsil	1	12	0
13.	Jamnagar	Village Panchayat Level	57	456	57
		Block Level	24	168	6
		Urban/Ward Level	64	576	16
		Zila Tehsil	3	450	1
14.	Junagadh	Village Panchayat Level	20	6259	8
		Block Level	10	1500	9
		Urban/Ward Level	2	500	15
		Zila Tehsil	0	0	0
15.	Kachchh	Village Panchayat Level	37	1346	4
		Block Level	3	241	3
		Urban/Ward Level	02	178	2
		Zila Tehsil	0	0	0
16.	Kheda (Nadiad)	Village Panchayat Level	72	15700	234
		Block Level	20	650	10
		Urban/Ward Level	5	315	5
		Zila Tehsil	2	350	10
17.	Mahisagar	Village Panchayat Level	156	34546	388
		Block Level	32	530	3
		Urban/Ward Level	8	56	3

		Zila Tehsil	9	2190	1
18.	Mehsana	Village Panchayat Level	62	4240	120
		Block Level	2	180	10
		Urban/Ward Level	1	30	1
		Zila Tehsil	0	0	0
19.	Morbi	Village Panchayat Level	518	37592	296
		Block Level	46	4407	05
		Urban/Ward Level	50	3845	33
		Zila Tehsil	23	1556	05
20.	Narmada (Rajpipla)	Village Panchayat Level	1143	19567	803
		Block Level	12	322	12
		Urban/Ward Level	8	538	8
		Zila Tehsil	4	159	0
21.	Navsari	Village Panchayat Level	212	4000	212
		Block Level	5	426	5
		Urban/Ward Level	0	0	0
		Zila Tehsil	0	0	0
22.	Panchmahal (Godhra)	Village Panchayat Level	5	535	5
		Block Level	1	5000	1
		Urban/Ward Level	1	79	1
		Zila Tehsil	1	2500	1
23.	Patan	Village Panchayat Level	24	1435	24
		Block Level	13	1345	9
		Urban/Ward Level	2	320	2

		Zila Tehsil	1	1200	1
24.	Porbandar	Village Panchayat Level	10	1805	10
		Block Level	1	55	1
		Urban/Ward Level	2	89	2
		Zila Tehsil	0	0	0
25.	Rajkot	Village Panchayat Level	5	300	5
		Block Level	1	80	1
		Urban/Ward Level	1	50	1
		Zila Tehsil	1	350	1
26.	Sabarkantha (Himmatnagar)	Village Panchayat Level	37	6737	37
		Block Level	15	1932	8
		Urban/Ward Level	20	5128	20
		Zila Tehsil	4	392	8
27.	Surat	Village Panchayat Level	33	2855	33
		Block Level	9	10500	9
		Urban/Ward Level	21	525	21
		Zila Tehsil	0	0	0
28.	Surendranagar	Village Panchayat Level	8	200	8
		Block Level	7	150	7
		Urban/Ward Level	10	510	10
		Zila Tehsil	3	120	3
29.	Vadodara	Village Panchayat Level	0	0	0
		Block Level	17	318	8
		Urban/Ward Level	1	350	8

		Zila Tehsil	1	375	8
30.	Valsad	Village Panchayat Level	24	1447	23
		Block Level	6	180	6
		Urban/Ward Level	8	1040	7
		Zila Tehsil	1	120	6
Total			4628	342680	4716

Activity 2: Meeting of Officials/ Functionaries

The number of meetings held by the officials and functionaries were 4,412. The total numbers of participants in these meetings were 61,038 among 5,244 blocks/villages.

S. No.	District	Meetings with Officials/Functionaries	Number of Meetings Held	Total Officials Participated	Number of village/Block etc. Covered
1	Ahemdabad	CDPOs	0	0	0
		CWPOs	0	0	0
		CWCs	0	0	0
		AWWs	0	0	0
		Gram Pradhans	0	0	0
		Religious Priests Who May Be Responsible For Performing Marriages	0	0	0
		Service Providers During Marriage Functions Such As Printing Press, Tent Providers, Managers Of Marriage Halls, Caterer, Music Bands And Decorators Etc.	0	0	0
2	Amreli	CDPOs	0	0	0

		CWPOs	1	40	22
		CWCs	1	35	1
		AWWs	0	0	0
		Gram Pradhans	311	311	311
		Religious Priests Who May Be Responsible For Performing Marriages	1	6	1
		Service Providers During Marriage Functions Such As Printing Press, Tent Providers, Managers Of Marriage Halls, Caterer, Music Bands And Decorators Etc.	1	15	11
3	Anand	CDPOs	0	0	0
		CWPOs	5	276	5
		CWCs	1	10	1
		AWWs	3	732	3
		Gram Pradhans	8	480	8
		Religious Priests Who May Be Responsible For Performing Marriages	1	48	1
		Service Providers During Marriage Functions Such As Printing Press, Tent Providers, Managers Of Marriage Halls, Caterer, Music Bands And Decorators Etc.	2	54	2
4	Aravalli	CDPOs	6	10	6
		CWPOs	1	28	6
		CWCs	1	12	1
		AWWs	0	0	0

		Gram Pradhans	15	15	15
		Religious Priests Who May Be Responsible For Performing Marriages	4	4	4
		Service Providers During Marriage Functions Such As Printing Press, Tent Providers, Managers Of Marriage Halls, Caterer, Music Bands And Decorators Etc.	21	21	6
5	Banaskantha (Palanpur)	CDPOs	5	100	14
		CWPOs	2	102	14
		CWCs	12	120	14
		AWWs	5	625	5
		Gram Pradhans	725	7200	725
		Religious Priests Who May Be Responsible For Performing Marriages	5	125	5
		Service Providers During Marriage Functions Such As Printing Press, Tent Providers, Managers Of Marriage Halls, Caterer, Music Bands And Decorators Etc.	2	55	2
6	Bharuch	CDPOs	2	20	9
		CWPOs	12	252	9
		CWCs	12	55	9
		AWWs	0	0	0
		Gram Pradhans	20	115	20
		Religious Priests Who May Be Responsible For Performing	1	15	1

		Marriages			
		Service Providers During Marriage Functions Such As Printing Press, Tent Providers, Managers Of Marriage Halls, Caterer, Music Bands And Decorators Etc.	1	10	1
7	Bhavnagar	CDPOs	0	0	0
		CWPOs	1	6	25
		CWCs	1	43	7
		AWWs	0	0	0
		Gram Pradhans	184	184	184
		Religious Priests Who May Be Responsible For Performing Marriages	1	65	10
		Service Providers During Marriage Functions Such As Printing Press, Tent Providers, Managers Of Marriage Halls, Caterer, Music Bands And Decorators Etc.	1	125	10
8	Dahod	CDPOs	18	2984	696
		CWPOs	2	42	19
		CWCs	2	10	0
		AWWs	27	1568	9
		Gram Pradhans	2	472	472
		Religious Priests Who May Be Responsible For Performing Marriages	1	23	9
		Service Providers During Marriage Functions Such As	1	128	9

		Printing Press, Tent Providers, Managers Of Marriage Halls, Caterer, Music Bands And Decorators Etc.			
9	Dangs (Ahwa)	CDPOs	3	22	3
		CWPOs	2	43	4
		CWCs	3	12	1
		AWWs	5	54	48
		Gram Pradhans	4	32	24
		Religious Priests Who May Be Responsible For Performing Marriages	0	0	0
		Service Providers During Marriage Functions Such As Printing Press, Tent Providers, Managers Of Marriage Halls, Caterer, Music Bands And Decorators Etc.	0	0	0
10	Devbhoomi Dwarka	CDPOs	1	4	25
		CWPOs	1	9	4
		CWCs	1	5	4
		AWWs	0	0	0
		Gram Pradhans	0	0	0
		Religious Priests Who May Be Responsible For Performing Marriages	0	0	0
		Service Providers During Marriage Functions Such As Printing Press, Tent Providers, Managers Of Marriage Halls, Caterer, Music Bands	0	0	0

		And Decorators Etc.			
11	Gandhinagar	CDPOs	3	24	3
		CWPOs	4	15	4
		CWCs	2	14	2
		AWWs	4	32	6
		Gram Pradhans	2	50	2
		Religious Priests Who May Be Responsible For Performing Marriages	1	6	1
		Service Providers During Marriage Functions Such As Printing Press, Tent Providers, Managers Of Marriage Halls, Caterer, Music Bands And Decorators Etc.	1	8	1
12	Gir Somnath	CDPOs	6	57	6
		CWPOs	15	148	12
		CWCs	8	75	0
		AWWs	4	289	0
		Gram Pradhans	3	28	3
		Religious Priests Who May Be Responsible For Performing Marriages	0	0	0
		Service Providers During Marriage Functions Such As Printing Press, Tent Providers, Managers Of Marriage Halls, Caterer, Music Bands And Decorators Etc.	0	0	0
13	Jamnagar	CDPOs	2	210	2
		CWPOs	4	168	21

		CWCs	4	60	4
		AWWs	57	456	57
		Gram Pradhans	50	350	50
		Religious Priests Who May Be Responsible For Performing Marriages	9	9	9
		Service Providers During Marriage Functions Such As Printing Press, Tent Providers, Managers Of Marriage Halls, Caterer, Music Bands And Decorators Etc.	21	65	21
14	Junagadh	CDPOs	1	12	9
		CWPOs	10	1000	10
		CWCs	2	11	0
		AWWs	0	0	0
		Gram Pradhans	0	0	0
		Religious Priests Who May Be Responsible For Performing Marriages	0	0	0
		Service Providers During Marriage Functions Such As Printing Press, Tent Providers, Managers Of Marriage Halls, Caterer, Music Bands And Decorators Etc.	0	0	0
15	Kachchh	CDPOs	0	0	0
		CWPOs	0	0	0
		CWCs	1	5	1
		AWWs	18	675	1
		Gram Pradhans	46	46	6

		Religious Priests Who May Be Responsible For Performing Marriages	0	0	0
		Service Providers During Marriage Functions Such As Printing Press, Tent Providers, Managers Of Marriage Halls, Caterer, Music Bands And Decorators Etc.	1	142	10
16	Kheda (Nadiad)	CDPOs	6	70	6
		CWPOs	10	332	10
		CWCs	10	92	1
		AWWs	4	600	4
		Gram Pradhans	30	30	30
		Religious Priests Who May Be Responsible For Performing Marriages	1	5	1
		Service Providers During Marriage Functions Such As Printing Press, Tent Providers, Managers Of Marriage Halls, Caterer, Music Bands And Decorators Etc.	12	12	1
17	Mahisagar	CDPOs	3	22	6
		CWPOs	6	72	6
		CWCs	3	24	1
		AWWs	3	105	3
		Gram Pradhans	44	1850	44
		Religious Priests Who May Be Responsible For Performing Marriages	0	0	0

		Service Providers During Marriage Functions Such As Printing Press, Tent Providers, Managers Of Marriage Halls, Caterer, Music Bands And Decorators Etc.	3	13	1
18	Mehsana	CDPOs	2	10	10
		CWPOs	11	22	10
		CWCs	7	54	10
		AWWs	0	0	0
		Gram Pradhans	382	7175	382
		Religious Priests Who May Be Responsible For Performing Marriages	0	0	0
		Service Providers During Marriage Functions Such As Printing Press, Tent Providers, Managers Of Marriage Halls, Caterer, Music Bands And Decorators Etc.	0	0	0
19	Morbi	CDPOs	4	180	5
		CWPOs	4	144	5
		CWCs	206	6	5
		AWWs	129	422	296
		Gram Pradhans	172	723	296
		Religious Priests Who May Be Responsible For Performing Marriages	2	176	5
		Service Providers During Marriage Functions Such As Printing Press, Tent	2	70	5

		Providers, Managers Of Marriage Halls, Caterer, Music Bands And Decorators Etc.			
20	Narmada (Rajpipla)	CDPOs	52	4950	43
		CWPOs	6	35	7
		CWCs	4	10	5
		AWWs	952	15232	552
		Gram Pradhans	13	468	1
		Religious Priests Who May Be Responsible For Performing Marriages	0	0	0
		Service Providers During Marriage Functions Such As Printing Press, Tent Providers, Managers Of Marriage Halls, Caterer, Music Bands And Decorators Etc.	0	0	0
21	Navsari	CDPOs	6	15	6
		CWPOs	3	22	3
		CWCs	2	8	1
		AWWs	212	229	212
		Gram Pradhans	2	29	2
		Religious Priests Who May Be Responsible For Performing Marriages	0	0	0
		Service Providers During Marriage Functions Such As Printing Press, Tent Providers, Managers Of Marriage Halls, Caterer, Music Bands And Decorators Etc.	0	0	0

22	Panchmahal (Godhra)	CDPOs	0	0	0
		CWPOs	1	12	7
		CWCs	1	30	0
		AWWs	1	33	1
		Gram Pradhans	6	54	6
		Religious Priests Who May Be Responsible For Performing Marriages	0	0	0
		Service Providers During Marriage Functions Such As Printing Press, Tent Providers, Managers Of Marriage Halls, Caterer, Music Bands And Decorators Etc.	0	0	0
23	Patan	CDPOs	1	11	9
		CWPOs	1	5	9
		CWCs	1	1	1
		AWWs	0	0	0
		Gram Pradhans	0	0	0
		Religious Priests Who May Be Responsible For Performing Marriages	0	0	0
		Service Providers During Marriage Functions Such As Printing Press, Tent Providers, Managers Of Marriage Halls, Caterer, Music Bands And Decorators Etc.	0	0	0
24	Porbandar	CDPOs	1	255	1
		CWPOs	4	12	1
		CWCs	1	11	1

		AWWs	2	15	2
		Gram Pradhans	0	0	0
		Religious Priests Who May Be Responsible For Performing Marriages	0	0	0
		Service Providers During Marriage Functions Such As Printing Press, Tent Providers, Managers Of Marriage Halls, Caterer, Music Bands And Decorators Etc.	0	0	0
25	Rajkot	CDPOs	0	0	0
		CWPOs	1	30	30
		CWCs	4	5	0
		AWWs	0	0	0
		Gram Pradhans	0	0	0
		Religious Priests Who May Be Responsible For Performing Marriages	0	0	0
		Service Providers During Marriage Functions Such As Printing Press, Tent Providers, Managers Of Marriage Halls, Caterer, Music Bands And Decorators Etc.	0	0	0
26	Sabarkantha (Himmatnagar)	CDPOs	12	115	8
		CWPOs	5	75	8
		CWCs	88	264	8
		AWWs	128	3846	8
		Gram Pradhans	16	592	16
		Religious Priests Who	2	65	6

		May Be Responsible For Performing Marriages			
		Service Providers During Marriage Functions Such As Printing Press, Tent Providers, Managers Of Marriage Halls, Caterer, Music Bands And Decorators Etc.	6	84	6
27	Surat	CDPOs	0	0	0
		CWPOs	3	150	3
		CWCs	5	130	5
		AWWs	0	0	0
		Gram Pradhans	15	215	15
		Religious Priests Who May Be Responsible For Performing Marriages	0	0	1
		Service Providers During Marriage Functions Such As Printing Press, Tent Providers, Managers Of Marriage Halls, Caterer, Music Bands And Decorators Etc.	1	100	1
28	Surendranagar	CDPOs	5	5	5
		CWPOs	2	80	1
		CWCs	3	4	1
		AWWs	4	120	4
		Gram Pradhans	5	25	5
		Religious Priests Who May Be Responsible For Performing Marriages	1	4	1
		Service Providers	1	7	1

		During Marriage Functions Such As Printing Press, Tent Providers, Managers Of Marriage Halls, Caterer, Music Bands And Decorators Etc.			
29	Vadodara	CDPOs	0	0	0
		CWPOs	1	22	16
		CWCs	20	150	16
		AWWs	0	0	0
		Gram Pradhans	1	12	1
		Religious Priests Who May Be Responsible For Performing Marriages	1	1	1
		Service Providers During Marriage Functions Such As Printing Press, Tent Providers, Managers Of Marriage Halls, Caterer, Music Bands And Decorators Etc.	0	0	0
30	Valsad	CDPOs	15	300	6
		CWPOs	4	56	6
		CWCs	4	28	1
		AWWs	2	120	6
		Gram Pradhans	0	0	0
		Religious Priests Who May Be Responsible For Performing Marriages	1	60	6
		Service Providers During Marriage Functions Such As Printing Press, Tent Providers, Managers	1	50	3

		Of Marriage Halls, Caterer, Music Bands And Decorators Etc.			
Total			4412	61038	5244

Activity 3: Identification of vulnerable children

Among the 30 districts, 3,457 blocks and villages were covered, where 3,774 schools were mapped out to identify children absent from school for 30 consecutive days without intimation to the Principal or Headmaster, and it was found that 3,618 numbers of children were mapped. Further 8,871 schools were mapped to identify number of children dropped out from school, wherein 21,908 number of children were mapped out.

S. No.	District	Identification of Vulnerable Children	Number of Children Identified	Total No of Schools Mapped	Number of village/Block etc. Covered
1	Ahmedabad	Number of children absent from school consecutively for 30 days without intimation to the Principal or Headmaster of the school. Rule 2B (2) of CLPRA Rules 2017)	115	7	7
		Children Who Are Drop Out, Out Of School And Not Attending School Regularly	0	0	0
2	Amreli	Number of children absent from school consecutively for 30 days without intimation to the Principal or Headmaster of the school. Rule 2B (2) of	0	773	628

		CLPRA Rules 2017)			
		Children Who Are Drop Out, Out Of School And Not Attending School Regularly	0	0	0
3	Anand	Number of children absent from school consecutively for 30 days without intimation to the Principal or Headmaster of the school. Rule 2B (2) of CLPRA Rules 2017)	0	0	0
		Children Who Are Drop Out, Out Of School And Not Attending School Regularly	14	9	9
4	Aravalli	Number of children absent from school consecutively for 30 days without intimation to the Principal or Headmaster of the school. Rule 2B (2) of CLPRA Rules 2017)	0	0	0
		Children Who Are Drop Out, Out Of School And Not Attending School Regularly	52	18	6
5	Banaskantha (Palanpur)	Number of children absent from school consecutively for 30 days without intimation to the Principal or Headmaster of the school. Rule 2B (2) of CLPRA Rules 2017)	0	0	0
		Children Who Are Drop Out, Out Of School And	5300	205	205

		Not Attending School Regularly			
6	Bharuch	Number of children absent from school consecutively for 30 days without intimation to the Principal or Headmaster of the school. Rule 2B (2) of CLPRA Rules 2017)	0	0	0
		Children Who Are Drop Out, Out Of School And Not Attending School Regularly	3140	834	239
7	Bhavnagar	Number of children absent from school consecutively for 30 days without intimation to the Principal or Headmaster of the school. Rule 2B (2) of CLPRA Rules 2017)	0	0	0
		Children Who Are Drop Out, Out Of School And Not Attending School Regularly	0	0	0
8	Dahod	Number of children absent from school consecutively for 30 days without intimation to the Principal or Headmaster of the school. Rule 2B (2) of CLPRA Rules 2017)	0	0	0
		Children Who Are Drop Out, Out Of School And Not Attending School Regularly	0	0	0
9	Dangs	Number of children	0	0	0

	(Ahwa)	absent from school consecutively for 30 days without intimation to the Principal or Headmaster of the school. Rule 2B (2) of CLPRA Rules 2017)			
		Children Who Are Drop Out, Out Of School And Not Attending School Regularly	985	378	3
10	Devbhoomi Dwarka	Number of children absent from school consecutively for 30 days without intimation to the Principal or Headmaster of the school. Rule 2B (2) of CLPRA Rules 2017)	0	0	0
		Children Who Are Drop Out, Out Of School And Not Attending School Regularly	0	0	0
11	Gandhinagar	Number of children absent from school consecutively for 30 days without intimation to the Principal or Headmaster of the school. Rule 2B (2) of CLPRA Rules 2017)	0	0	0
		Children Who Are Drop Out, Out Of School And Not Attending School Regularly	760	811	294
12	GirSomnath	Number of children absent from school consecutively for 30 days without intimation	0	0	0

		to the Principal or Headmaster of the school. Rule 2B (2) of CLPRA Rules 2017)			
		Children Who Are Drop Out, Out Of School And Not Attending School Regularly	0	0	0
13	Jamnagar	Number of children absent from school consecutively for 30 days without intimation to the Principal or Headmaster of the school. Rule 2B (2) of CLPRA Rules 2017)	135	78	6
		Children Who Are Drop Out, Out Of School And Not Attending School Regularly	221	26	1
14	Junagadh	Number of children absent from school consecutively for 30 days without intimation to the Principal or Headmaster of the school. Rule 2B (2) of CLPRA Rules 2017)	0	0	0
		Children Who Are Drop Out, Out Of School And Not Attending School Regularly	0	0	0
15	Kachchh	Number of children absent from school consecutively for 30 days without intimation to the Principal or Headmaster of the school. Rule 2B (2) of	0	0	0

		CLPRA Rules 2017)			
		Children Who Are Drop Out, Out Of School And Not Attending School Regularly	2496	2518	10
16	Kheda (Nadiad)	Number of children absent from school consecutively for 30 days without intimation to the Principal or Headmaster of the school. Rule 2B (2) of CLPRA Rules 2017)	0	0	0
		Children Who Are Drop Out, Out Of School And Not Attending School Regularly	0	0	0
17	Mahisagar	Number of children absent from school consecutively for 30 days without intimation to the Principal or Headmaster of the school. Rule 2B (2) of CLPRA Rules 2017)	0	0	0
		Children Who Are Drop Out, Out Of School And Not Attending School Regularly	154	78	6
18	Mehsana	Number of children absent from school consecutively for 30 days without intimation to the Principal or Headmaster of the school. Rule 2B (2) of CLPRA Rules 2017)	35	26	26
		Children Who Are Drop Out, Out Of School And	19	16	16

		Not Attending School Regularly			
19	Morbi	Number of children absent from school consecutively for 30 days without intimation to the Principal or Headmaster of the school. Rule 2B (2) of CLPRA Rules 2017)	689	132	97
		Children Who Are Drop Out, Out Of School And Not Attending School Regularly	238	583	5
20	Narmada (Rajpipla)	Number of children absent from school consecutively for 30 days without intimation to the Principal or Headmaster of the school. Rule 2B (2) of CLPRA Rules 2017)	86	134	5
		Children Who Are Drop Out, Out Of School And Not Attending School Regularly	930	420	10
21	Navsari	Number of children absent from school consecutively for 30 days without intimation to the Principal or Headmaster of the school. Rule 2B (2) of CLPRA Rules 2017)	205	655	6
		Children Who Are Drop Out, Out Of School And Not Attending School Regularly	205	655	6
22	Panchmahal	Number of children	0	0	1

	(Godhra)	absent from school consecutively for 30 days without intimation to the Principal or Headmaster of the school. Rule 2B (2) of CLPRA Rules 2017)			
		Children Who Are Drop Out, Out Of School And Not Attending School Regularly	0	0	1
23	Patan	Number of children absent from school consecutively for 30 days without intimation to the Principal or Headmaster of the school. Rule 2B (2) of CLPRA Rules 2017)	0	247	204
		Children Who Are Drop Out, Out Of School And Not Attending School Regularly	9	247	203
24	Porbandar	Number of children absent from school consecutively for 30 days without intimation to the Principal or Headmaster of the school. Rule 2B (2) of CLPRA Rules 2017)	0	0	0
		Children Who Are Drop Out, Out Of School And Not Attending School Regularly	0	0	0
25	Rajkot	Number of children absent from school consecutively for 30 days without intimation	653	214	104

		to the Principal or Headmaster of the school. Rule 2B (2) of CLPRA Rules 2017)			
		Children Who Are Drop Out, Out Of School And Not Attending School Regularly	2362	447	12
26	Sabarkantha (Himmatnagar)	Number of children absent from school consecutively for 30 days without intimation to the Principal or Headmaster of the school. Rule 2B (2) of CLPRA Rules 2017)	943	167	166
		Children Who Are Drop Out, Out Of School And Not Attending School Regularly	830	102	147
27	Surat	Number of children absent from school consecutively for 30 days without intimation to the Principal or Headmaster of the school. Rule 2B (2) of CLPRA Rules 2017)	0	0	0
		Children Who Are Drop Out, Out Of School And Not Attending School Regularly	2	2	0
28	Surendranagar	Number of children absent from school consecutively for 30 days without intimation to the Principal or Headmaster of the school. Rule 2B (2) of	756	1340	571

		CLPRA Rules 2017)			
		Children Who Are Drop Out, Out Of School And Not Attending School Regularly	1705	1111	449
29	Vadodara	Number of children absent from school consecutively for 30 days without intimation to the Principal or Headmaster of the school. Rule 2B (2) of CLPRA Rules 2017)	1	1	1
		Children Who Are Drop Out, Out Of School And Not Attending School Regularly	326	212	7
30	Valsad	Number of children absent from school consecutively for 30 days without intimation to the Principal or Headmaster of the school. Rule 2B (2) of CLPRA Rules 2017)	0	0	0
		Children Who Are Drop Out, Out Of School And Not Attending School Regularly	2160	199	6
Total			25526	12645	3457

HARYANA

There are 22 districts in the State of Haryana, but the Commission received data only from 14 districts. As per the Commission's instruction/direction, a total of 03 activities were to be conducted in each district.

Activity 1: Awareness Programmes

The data received by the Commission reveals that 4624 villages were covered in the 14 districts. A total of 3,71,085 people participated in the programmes, wherein 4,273 programmes were conducted at the village panchayat level, 438 at the block level, 1,067 at the urban/ward level, and 403 at Zila Tehsil Level.

S. No.	District	Coverage	Number of Awareness Programme Conducted	Total Participants	Number of village/block covered
1	Ambala	Village Panchayat Level	20	300	40
		Block Level	18	400	50
		Urban/Ward Level	18	200	100
		Zila Tehsil	19	500	150
2	Bhiwani	Village Panchayat Level	959	19180	338
		Block Level	27	540	9
		Urban/Ward Level	106	2120	1
		Zila Tehsil	12	240	338
3	CharkhiDadri	Village Panchayat Level	1406	14060	162
		Block Level	12	240	3
		Urban/Ward Level	476	4760	2
		Zila Tehsil	9	90	160
4	Faridabad	Village Panchayat Level	300	6000	150
		Block Level	40	1800	100
		Urban/Ward Level	18	1000	60
		Zila Tehsil	16	800	10
5	Fatehabad	Village Panchayat Level	40	7500	40
		Block Level	14	4600	245
		Urban/Ward Level	17	2300	17
		Zila Tehsil	2	1200	245

6	Gurugram	Village Panchayat Level	220	4200	220
		Block Level	14	1200	525
		Urban/Ward Level	10	350	20
		Zila Tehsil	12	400	22
7	Hisar	Village Panchayat Level	10	310	15
		Block Level	9	255	9
		Urban/Ward Level	3	112	3
		Zila Tehsil	2	83	9
8	Mahendragarh	Village Panchayat Level	60	1550	60
		Block Level	9	300	9
		Urban/Ward Level	12	250	12
		Zila Tehsil	2	215	1
9	Palwal	Village Panchayat Level	320	64000	100
		Block Level	150	30000	155
		Urban/Ward Level	200	40000	220
		Zila Tehsil	300	90000	280
10	Panchkula	Village Panchayat Level	467	11675	211
		Block Level	83	2656	4
		Urban/Ward Level	10	450	3
		Zila Tehsil	16	1092	4
11	Panipat	Village Panchayat Level	302	25574	5
		Block Level	6	1495	5
		Urban/Ward Level	153	8532	5
		Zila Tehsil	2	12	5
12	Rewari	Village Panchayat Level	42	940	30
		Block Level	10	150	4
		Urban/Ward Level	3	100	2
		Zila Tehsil	1	250	1

13	Sirsa	Village Panchayat Level	40	7000	40
		Block Level	8	3000	150
		Urban/Ward Level	3	350	3
		Zila Tehsil	2	1100	240
14	Sonipat	Village Panchayat Level	87	3252	8
		Block Level	38	1430	8
		Urban/Ward Level	38	932	8
		Zila Tehsil	8	40	8
Total			6181	371085	4624

Activity 2: Meeting of Officials/ Functionaries

The number of meetings held by the officials and functionaries were 3,561. The total number of participants in these meetings were 5,07,752, among 4,266 blocks/villages.

S. No.	District	Meetings with Officials/Functionaries	Number of Meetings Held	Total Officials Participated	Number of village/Block etc. Covered
1	Ambala	CDPOs	10	50	40
		CWPOs	30	20	100
		CWCs	10	15	40
		AWWs	100	25	200
		Gram Pradhans	25	10	300
		Religious Priests Who May Be Responsible For Performing Marriages	30	10	100
		Service Providers During Marriage Functions Such As Printing Press, Tent Providers, Managers Of Marriage Halls,	50	25	200

		Caterer, Music Bands And Decorators Etc.			
2	Bhiwani	CDPOs	27	540	9
		CWPOs	0	0	0
		CWCs	06	60	0
		AWWs	18	1190	9
		Gram Pradhans	2	10	2
		Religious Priests Who May Be Responsible For Performing Marriages	12	72	3
		Service Providers During Marriage Functions Such As Printing Press, Tent Providers, Managers Of Marriage Halls, Caterer, Music Bands And Decorators Etc.	2	100	2
3	Charkhi Dadri	CDPOs	7	14	7
		CWPOs	66	990	3
		CWCs	3	20	0
		AWWs	9	598	4
		Gram Pradhans	1	6	1
		Religious Priests Who May Be Responsible For Performing Marriages	12	58	4
		Service Providers During Marriage Functions Such As Printing Press, Tent Providers, Managers Of Marriage Halls, Caterer, Music Bands And Decorators Etc.	2	35	2
4	Faridabad	CDPOs	12	72	6

		CWPOs	3	15	3
		CWCs	8	80	4
		AWWs	75	1500	75
		Gram Pradhans	10	200	10
		Religious Priests Who May Be Responsible For Performing Marriages	6	18	6
		Service Providers During Marriage Functions Such As Printing Press, Tent Providers, Managers Of Marriage Halls, Caterer, Music Bands And Decorators Etc.	8	20	8
5	Fatehabad	CDPOs	16	30	261
		CWPOs	16	30	261
		CWCs	2	20	261
		AWWs	40	400	40
		Gram Pradhans	40	400	40
		Religious Priests Who May Be Responsible For Performing Marriages	20	60	20
		Service Providers During Marriage Functions Such As Printing Press, Tent Providers, Managers Of Marriage Halls, Caterer, Music Bands And Decorators Etc.	20	80	20
6	Gurugram	CDPOs	6	300	6
		CWPOs	3	150	3
		CWCs	3	60	3
		AWWs	4	750	200

		Gram Pradhans	6	70	150
		Religious Priests Who May Be Responsible For Performing Marriages	4	20	25
		Service Providers During Marriage Functions Such As Printing Press, Tent Providers, Managers Of Marriage Halls, Caterer, Music Bands And Decorators Etc.	4	20	25
7	Hisar	CDPOs	1	5	42
		CWPOs	0	0	0
		CWCs	1	1	0
		AWWs	1739	1739	304
		Gram Pradhans	307	493213	10
		Religious Priests Who May Be Responsible For Performing Marriages	1	35	10
		Service Providers During Marriage Functions Such As Printing Press, Tent Providers, Managers Of Marriage Halls, Caterer, Music Bands And Decorators Etc.	1	35	10
8	Mahendra	CDPOs	8	75	8
		CWPOs	2	15	0
		CWCs	2	5	0
		AWWs	25	1350	0
		Gram Pradhans	25	25	25
		Religious Priests Who May Be Responsible For Performing	8	128	12

		Marriages			
		Service Providers During Marriage Functions Such As Printing Press, Tent Providers, Managers Of Marriage Halls, Caterer, Music Bands And Decorators Etc.	16	66	32
9	Palwal	CDPOs	5	25	4
		CWPOs	3	10	3
		CWCs	3	10	1
		AWWs	15	150	15
		Gram Pradhans	60	350	60
		Religious Priests Who May Be Responsible For Performing Marriages	15	15	15
		Service Providers During Marriage Functions Such As Printing Press, Tent Providers, Managers Of Marriage Halls, Caterer, Music Bands And Decorators Etc.	9	10	11
10	Panchkula	CDPOs	4	11	4
		CWPOs	2	15	4
		CWCs	2	6	4
		AWWs	10	150	4
		Gram Pradhans	0	0	0
		Religious Priests Who May Be Responsible For Performing Marriages	6	15	2
		Service Providers During Marriage Functions Such As	0	0	0

		Printing Press, Tent Providers, Managers Of Marriage Halls, Caterer, Music Bands And Decorators Etc.			
11	Panipat	CDPOs	1	2	5
		CWPOs	0	0	0
		CWCs	1	4	5
		AWWs	11	265	5
		Gram Pradhans	25	25	5
		Religious Priests Who May Be Responsible For Performing Marriages	4	6	4
		Service Providers During Marriage Functions Such As Printing Press, Tent Providers, Managers Of Marriage Halls, Caterer, Music Bands And Decorators Etc.	24	74	5
12	Rewari	CDPOs	2	2	2
		CWPOs	0	0	0
		CWCs	5	5	1
		AWWs	120	120	110
		Gram Pradhans	130	130	130
		Religious Priests Who May Be Responsible For Performing Marriages	0	0	0
		Service Providers During Marriage Functions Such As Printing Press, Tent Providers, Managers Of Marriage Halls, Caterer, Music Bands	25	25	15

		And Decorators Etc.			
13	Sirsa	CDPOs	16	30	260
		CWPOs	16	30	260
		CWCs	5	50	260
		AWWs	40	400	40
		Gram Pradhans	60	600	60
		Religious Priests Who May Be Responsible For Performing Marriages	20	60	20
		Service Providers During Marriage Functions Such As Printing Press, Tent Providers, Managers Of Marriage Halls, Caterer, Music Bands And Decorators Etc.	20	80	20
14	Sonipat	CDPOs	2	20	2
		CWPOs	2	30	8
		CWCs	0	0	0
		AWWs	2	40	8
		Gram Pradhans	3	20	3
		Religious Priests Who May Be Responsible For Performing Marriages	3	18	1
		Service Providers During Marriage Functions Such As Printing Press, Tent Providers, Managers Of Marriage Halls, Caterer, Music Bands And Decorators Etc.	26	114	4
Total			3561	507752	4266

Activity 3: Identification of vulnerable children

Among the 14 districts, 144 blocks and villages were covered, 2,168 schools were mapped out to identify children absent from school for 30 consecutive days without intimation to the Principal or Headmaster, and it was found that 369 numbers of children were mapped. Further, 2,065 schools were mapped to identify number of children dropped out from school, wherein 7,929 number of children were mapped out.

S. No.	District	Identification of Vulnerable Children	Number of Children Identified	Total No of Schools Mapped	Number of village/Block etc. Covered
1	Ambala	Number of children absent from school consecutively for 30 days without intimation to the Principal or Headmaster of the school. Rule 2B (2) of CLPRA Rules 2017)	0	0	0
		Children Who Are Drop Out, Out Of School And Not Attending School Regularly	0	0	0
2	Bhiwani	Number of children absent from school consecutively for 30 days without intimation to the Principal or Headmaster of the school. Rule 2B (2) of CLPRA Rules 2017)	369	65	7
		Children Who Are Drop Out, Out Of School And Not Attending School Regularly	369	65	7
3	Charkhida	Number of children	0	0	0

	dri	absent from school consecutively for 30 days without intimation to the Principal or Headmaster of the school. Rule 2B (2) of CLPRA Rules 2017)			
		Children Who Are Drop Out, Out Of School And Not Attending School Regularly	136	65	65
4	Faridabad	Number of children absent from school consecutively for 30 days without intimation to the Principal or Headmaster of the school. Rule 2B (2) of CLPRA Rules 2017)	0	378	2
		Children Who Are Drop Out, Out Of School And Not Attending School Regularly	1662	378	2
5	Fathehgarh	Number of children absent from school consecutively for 30 days without intimation to the Principal or Headmaster of the school. Rule 2B (2) of CLPRA Rules 2017)	0	0	0
		Children Who Are Drop Out, Out Of School And Not Attending School Regularly	93	20	4
6	Gurugram	Number of children absent from school consecutively for 30 days without intimation	0	577	4

		to the Principal or Headmaster of the school. Rule 2B (2) of CLPRA Rules 2017)			
		Children Who Are Drop Out, Out Of School And Not Attending School Regularly	3820	577	4
7	Hisar	Number of children absent from school consecutively for 30 days without intimation to the Principal or Headmaster of the school. Rule 2B (2) of CLPRA Rules 2017)	0	0	0
		Children Who Are Drop Out, Out Of School And Not Attending School Regularly	1403	137	8
8	Mahendra garh	Number of children absent from school consecutively for 30 days without intimation to the Principal or Headmaster of the school. Rule 2B (2) of CLPRA Rules 2017)	0	725	5
		Children Who Are Drop Out, Out Of School And Not Attending School Regularly	69	725	5
9	Palwal	Number of children absent from school consecutively for 30 days without intimation to the Principal or Headmaster of the school. Rule 2B (2) of	0	0	0

		CLPRA Rules 2017)			
		Children Who Are Drop Out, Out Of School And Not Attending School Regularly	0	0	0
10	Panchkul a	Number of children absent from school consecutively for 30 days without intimation to the Principal or Headmaster of the school. Rule 2B (2) of CLPRA Rules 2017)	0	423	4
		Children Who Are Drop Out, Out Of School And Not Attending School Regularly	48	66	4
11	Panipat	Number of children absent from school consecutively for 30 days without intimation to the Principal or Headmaster of the school. Rule 2B (2) of CLPRA Rules 2017)	0	0	0
		Children Who Are Drop Out, Out Of School And Not Attending School Regularly	187	0	5
12	Rewari	Number of children absent from school consecutively for 30 days without intimation to the Principal or Headmaster of the school. Rule 2B (2) of CLPRA Rules 2017)	0	0	0
		Children Who Are Drop Out, Out Of School And	8	5	5

		Not Attending School Regularly			
13	Sisra	Number of children absent from school consecutively for 30 days without intimation to the Principal or Headmaster of the school. Rule 2B (2) of CLPRA Rules 2017)	0	0	0
		Children Who Are Drop Out, Out Of School And Not Attending School Regularly	65	27	5
14	Sonipat	Number of children absent from school consecutively for 30 days without intimation to the Principal or Headmaster of the school. Rule 2B (2) of CLPRA Rules 2017)	0	0	0
		Children Who Are Drop Out, Out Of School And Not Attending School Regularly	69	0	8
TOTAL			8298	4233	144

HIMACHAL PRADESH

There are 12 districts in the State of Himachal Pradesh, but the Commission received data only from 9 districts. As per the instruction/direction of the Commission, a total of 03 activities were to be conducted in each district.

Activity 1: Awareness Programmes

The data received by the Commission reveals that 15,278 awareness programmes were conducted in the 12 districts. A total of 436954 people participated in the programmes wherein 14,731 programmes

were conducted at Village Panchayat Level, 311 at Block Level, 184 at Urban/Ward Level and 52 at Zila Tehsil Level.

S. No.	District	Coverage	Number of Awareness Programme Conducted	Total Participants	Number of village/block covered
1	Chamba	Village Panchayat Level	309	12360	7
		Block Level	43	2530	7
		Urban/Ward Level	27	460	3
		Zila Tehsil	7	585	1
2	Kangra	Village Panchayat Level	994	37289	830
		Block Level	20	2273	12
		Urban/Ward Level	20	875	11
		Zila Tehsil	0	0	0
3	Kinnaur	Village Panchayat Level	190	4030	214
		Block Level	16	1760	3
		Urban/Ward Level	0	0	0
		Zila Tehsil	0	0	0
4	Lahaul & Spiti	Village Panchayat Level	124	3531	187
		Block Level	19	2124	2
		Urban/Ward Level	0	0	0
		Zila Tehsil	10	1141	2
5	Mandi	Village Panchayat Level	769	28855	2805
		Block Level	38	5099	20
		Urban/Ward Level	59	1704	19
		Zila Tehsil	22	1572	0
6	Shimla	Village Panchayat Level	10800	270580	1430
		Block Level	110	3335	11
		Urban/Ward Level	33	1155	11
		Zila Tehsil	6	900	11
7	Sirmaur	Village Panchayat Level	625	20779	515

	(Sirmour) Shimla	Block Level	15	1648	18
		Urban/Ward Level	5	95	3
		Zila Tehsil	0	0	0
8	Solan	Village Panchayat Level	604	13883	1853
		Block Level	32	3246	62
		Urban/Ward Level	24	784	5
		Zila Tehsil	0	0	0
9	Una	Village Panchayat Level	316	11692	352
		Block Level	18	2124	05
		Urban/Ward Level	16	405	07
		Zila Tehsil	07	140	01
TOTAL			15278	436954	8407

Activity 2: Meeting of Officials/ Functionaries

The number of meetings held by the officials and functionaries were 5,921. The total numbers of participants in these meetings were 86,849 among 10,670 blocks/villages.

S. No.	District	Meetings with Officials/Functionaries	Number of Meetings Held	Total Officials Participated	Number of village/Block etc. Covered
1	Chamba	CDPOs	04	7	7
		CWPOs	04	16	7
		CWCs	04	3	1
		AWWs	03	540	7
		Gram Pradhans	02	160	7
		Religious Priests Who May Be Responsible For Performing Marriages	7	25	7
		Service Providers During Marriage Functions Such As Printing Press, Tent	7	36	7

		Providers, Managers Of Marriage Halls, Caterer, Music Bands And Decorators Etc.			
2	Kangra	CDPOs	27	348	7
		CWPOs	0	0	0
		CWCs	0	0	0
		AWWs	1126	14951	173
		Gram Pradhans	0	0	0
		Religious Priests Who May Be Responsible For Performing Marriages	0	0	0
		Service Providers During Marriage Functions Such As Printing Press, Tent Providers, Managers Of Marriage Halls, Caterer, Music Bands And Decorators Etc.	0	0	0
3	Kinnaur	CDPOs	3	50	9
		CWPOs	0	0	0
		CWCs	0	0	0
		AWWs	11	452	214
		Gram Pradhans	67	586	67
		Religious Priests Who May Be Responsible For Performing Marriages	0	0	0
		Service Providers During Marriage Functions Such As Printing Press, Tent Providers, Managers Of Marriage Halls, Caterer, Music Bands And Decorators Etc.	0	0	0
4	Lahaul & Spiti	CDPOs	4	4	1
		CWPOs	4	10	1
		CWCs	4	8	2

		AWWs	24	123	2
		Gram Pradhans	0	0	0
		Religious Priests Who May Be Responsible For Performing Marriages	0	0	0
		Service Providers During Marriage Functions Such As Printing Press, Tent Providers, Managers Of Marriage Halls, Caterer, Music Bands And Decorators Etc.	0	0	0
5	Mandi	CDPOs	13	203	7
		CWPOs	0	0	0
		CWCs	0	0	0
		AWWs	1189	6876	2234
		Gram Pradhans	320	1147	1744
		Religious Priests Who May Be Responsible For Performing Marriages	0	0	0
		Service Providers During Marriage Functions Such As Printing Press, Tent Providers, Managers Of Marriage Halls, Caterer, Music Bands And Decorators Etc.	0	0	0
6	Shimla	CDPOs	30	550	11
		CWPOs	3	56	1
		CWCs	4	16	1
		AWWs	1056	25800	2150
		Gram Pradhans	16	424	2150
		Religious Priests Who May Be Responsible For Performing Marriages	0	0	0
		Service Providers During Marriage Functions Such As	0	0	0

		Printing Press, Tent Providers, Managers Of Marriage Halls, Caterer, Music Bands And Decorators Etc.			
7	Sirmaur (Sirmour)	CDPOs	5	12	22
		CWPOs	0	0	0
		CWCs	0	0	0
		AWWs	28	4587	247
		Gram Pradhans	0	0	0
		Religious Priests Who May Be Responsible For Performing Marriages	0	0	0
		Service Providers During Marriage Functions Such As Printing Press, Tent Providers, Managers Of Marriage Halls, Caterer, Music Bands And Decorators Etc.	0	0	0
8	Solan	CDPOs	4	80	5
		CWPOs	4	80	5
		CWCs	4	80	5
		AWWs	373	784	5
		Gram Pradhans	12	455	5
		Religious Priests Who May Be Responsible For Performing Marriages	4	80	5
		Service Providers During Marriage Functions Such As Printing Press, Tent Providers, Managers Of Marriage Halls, Caterer, Music Bands And Decorators Etc.	4	80	5
9	Una	CDPOs	19	133	17
		CWPOs	03	62	03

	CWCs	05	36	05
	AWWs	1330	26200	1330
	Gram Pradhans	123	615	123
	Religious Priests Who May Be Responsible For Performing Marriages	51	765	51
	Service Providers During Marriage Functions Such As Printing Press, Tent Providers, Managers Of Marriage Halls, Caterer, Music Bands And Decorators Etc.	20	409	20
TOTAL		5921	86849	10670

Activity 3: Identification of vulnerable children

Among the 09 districts, 801 blocks and villages were covered, 7760 schools were mapped out to identify children absent from school for 30 consecutive days without intimation to the Principal or Headmaster, and it was found that 843 numbers of children were mapped. Further 7,812 schools were mapped to identify number of children dropped out from school, where 1407 number of children were mapped out.

S. No.	District	Identification of Vulnerable Children	Number of Children Identified	Total No of Schools Mapped	Number of village/Block etc. Covered
1	Chamba	Number of children absent from school consecutively for 30 days without intimation to the Principal or Headmaster of the school. Rule 2B (2) of CLPRA Rules 2017)	21	08	15

		Children Who Are Drop Out, Out Of School And Not Attending School Regularly	95	33	15
2	Kangra	Number of children absent from school consecutively for 30 days without intimation to the Principal or Headmaster of the school. Rule 2B (2) of CLPRA Rules 2017)	45	1944	45
		Children Who Are Drop Out, Out Of School And Not Attending School Regularly	36	1944	45
3	Kinnaur	Number of children absent from school consecutively for 30 days without intimation to the Principal or Headmaster of the school. Rule 2B (2) of CLPRA Rules 2017)	0	55	55
		Children Who Are Drop Out, Out Of School And Not Attending School Regularly	0	55	55
4	Lahaul & Spiti	Number of children absent from school consecutively for 30 days without intimation to the Principal or Headmaster of the school. Rule 2B (2) of CLPRA Rules 2017)	0	171	4
		Children Who Are Drop Out, Out Of School And Not Attending School Regularly	0	171	4
5	Mandi	Number of children absent from school	0	0	0

		consecutively for 30 days without intimation to the Principal or Headmaster of the school. Rule 2B (2) of CLPRA Rules 2017)			
		Children Who Are Drop Out, Out Of School And Not Attending School Regularly	49	27	27
6	Shimla	Number of children absent from school consecutively for 30 days without intimation to the Principal or Headmaster of the school. Rule 2B (2) of CLPRA Rules 2017)	0	2185	11
		Children Who Are Drop Out, Out Of School And Not Attending School Regularly	189	2185	11
7	Sirmaur (Sirmour)	Number of children absent from school consecutively for 30 days without intimation to the Principal or Headmaster of the school. Rule 2B (2) of CLPRA Rules 2017)	0	2059	7
		Children Who Are Drop Out, Out Of School And Not Attending School Regularly	176	2059	7
8	Solan	Number of children absent from school consecutively for 30 days without intimation to the Principal or Headmaster of the school. Rule 2B (2) of CLPRA Rules 2017)	0	427	5
		Children Who Are Drop	623	427	5

		Out, Out Of School And Not Attending School Regularly			
9	Sirmaur (Sirmour)	Number of children absent from school consecutively for 30 days without intimation to the Principal or Headmaster of the school. Rule 2B (2) of CLPRA Rules 2017)	0	2059	7
		Children Who Are Drop Out, Out Of School And Not Attending School Regularly	176	2059	7
Total			2250	15572	801

JHARKHAND

There are 24 districts in the state of Jharkhand, but the Commission received data from only 19 districts. As per the Commission's instructions/directions, a total 03 activities were to be conducted in each district.

Activity 1: Awareness Programmes

The data received by the Commission reveals that 13,290 villages were covered in the 19 districts. A total of 6,65,936 people participated in the programmes, wherein 9611 programmes were conducted at the Village Panchayat Level, 1,199 at the Block Level, 237 at the Urban/Ward Level and 1,171 at Zila Tehsil Level.

S. No.	District	Coverage	Number of Awareness Programme Conducted	Total Participants	Number of village / block covered
1	Bokaro	Village Panchayat Level	146	79000	5
		Block Level	5	146	146

		Urban/Ward Level	1	70736	01
		Zila Tehsil	1	120	0
2	Chatra	Village Panchayat Level	660	22818	407
		Block Level	23	9117	12
		Urban/Ward Level	22	243	22
		Zila Tehsil	7	750	12
3	Dumka	Village Panchayat Level	150	3260	150
		Block Level	2	240	2
		Urban/Ward Level	0	0	0
		Zila Tehsil	1	65	10
4	East Singhbh um	Village Panchayat Level	10	450	30
		Block Level	10	400	02
		Urban/Ward Level	0	0	0
		Zila Tehsil	02	40	02
5	Garhwa	Village Panchayat Level	32	36063	1551
		Block Level	20	8332	113
		Urban/Ward Level	32	11636	47
		Zila Tehsil	2	253	20
6	Giridh	Village Panchayat Level	2027	20270	2027
		Block Level	13	1105	13
		Urban/Ward Level	30	304	30
		Zila Tehsil	3	255	3
7	Godda	Village Panchayat Level	2473	194000	1382
		Block Level	57	12850	1511
		Urban/Ward Level	00	00	00
		Zila Tehsil	06	212	00
8	Hazariba g	Village Panchayat Level	157	45000	16
		Block Level	21	12000	16
		Urban/Ward Level	5	2700	25
		Zila Tehsil	03	110	8
9.	Jamtara	Village Panchayat Level	1099	16362	945
		Block Level	945	23145	1134
		Urban/Ward Level	15	534	130
		Zila Tehsil	1134	15643	125

10.	Khunti	Village Panchayat Level	65	1450	590
		Block Level	5	690	5
		Urban/Ward Level	4	240	30
		Zila Tehsil	1	230	1
11	Koderma	Village Panchayat Level	20	120	20
		Block Level	3	60	90
		Urban/Ward Level	00	00	00
		Zila Tehsil	1	60	170
12	Latehar	Village Panchayat Level	25	4833	116
		Block Level	10	350	10
		Urban/Ward Level	02	60	15
		Zila Tehsil	01	40	00
13	Pakur	Village Panchayat Level	1167	2770	06
		Block Level	12	35270	06
		Urban/Ward Level	21	4210	21
		Zila Tehsil	02	45	06
14	Palamu	Village Panchayat Level	132	1595	13
		Block Level	12	214	106
		Urban/Ward Level	13	53	13
		Zila Tehsil	1	38	1
15	Ramgarh	Village Panchayat Level	53	4050	1386
		Block Level	6	1535	160
		Urban/Ward Level	0	0	0
		Zila Tehsil	0	0	0
16	Ranchi	Village Panchayat Level	285	3420	18
		Block Level	18	1777	272
		Urban/Ward Level	62	567	2
		Zila Tehsil	1	105	18
17	Sahibganj	Village Panchayat Level	1010	10100	150
		Block Level	18	1260	9
		Urban/Ward Level	28	420	28
		Zila Tehsil	2	360	1
18	Seraikela	Village Panchayat Level	0	0	0
		Block Level	9	570	7

	kharsawan	Urban/Ward Level	2	130	2
		Zila Tehsil	1	55	1
19	Simdega	Village Panchayat Level	100	800	100
		Block Level	10	100	10
		Urban/Ward Level	0	0	0
		Zila Tehsil	2	200	10
Total			12218	665936	13290

Activity 2: Meeting Of Officials/Functionaries

The number of meetings held by the officials and functionaries were 41,488. The Total numbers of participants in these meetings were 1,21,460 among 12,920 blocks/villages.

S. No.	District	Meetings with Officials/Functionaries	Number of Meetings Held	Total Officials Participated	Number of village /Block etc. Covered
1	Bokaro	CDPOs	220	12544	6
		CWPOs	0	0	0
		CWCs	5	220	5
		AWWs	220	12544	6
		Gram Pradhans	0	0	0
		Religious Priests Who May Be Responsible For Performing Marriages	2	10	0
		Service Providers During Marriage Functions Such As Printing Press, Tent Providers, Managers Of Marriage Halls, Caterer, Music Bands And Decorators Etc.	1	3	0
2	Chatra	CDPOs	576	2880	12

		CWPOs	168	840	12
		CWCs	18	360	12
		AWWs	72	6744	1124
		Gram Pradhans	168	60	12
		Religious Priests Who May Be Responsible For Performing Marriages	168	840	12
		Service Providers During Marriage Functions Such As Printing Press, Tent Providers, Managers Of Marriage Halls, Caterer, Music Bands And Decorators Etc.	2	125	12
3	Dumka	CDPOs	1	56	20
		CWPOs	0	0	0
		CWCs	1	65	10
		AWWs	0	0	0
		Gram Pradhans	0	0	0
		Religious Priests Who May Be Responsible For Performing Marriages	0	0	0
		Service Providers During Marriage Functions Such As Printing Press, Tent Providers, Managers Of Marriage Halls, Caterer, Music Bands And Decorators Etc.	1	65	10
4	East Singhbhum	CDPOs	12	2640	11
		CWPOs	0	0	0
		CWCs	0	0	0
		AWWs	31722	2640	1000
		Gram Pradhans	0	0	0
		Religious Priests Who May Be Responsible For Performing Marriages	0	0	0

		Service Providers During Marriage Functions Such As Printing Press, Tent Providers, Managers Of Marriage Halls, Caterer, Music Bands And Decorators Etc.	0	0	0
5	Garhwa	CDPOs	2	300	9
		CWPOs	3	200	19
		CWCs	4	917	204
		AWWs	9	1300	20
		Gram Pradhans	24	4032	42
		Religious Priests Who May Be Responsible For Performing Marriages	1	37	9
		Service Providers During Marriage Functions Such As Printing Press, Tent Providers, Managers Of Marriage Halls, Caterer, Music Bands And Decorators Etc.	1	150	7
6	Giridh	CDPOs	14	180	14
		CWPOs	45	45	13
		CWCs	10	13	10
		AWWs	2027	20270	2027
		Gram Pradhans	14	140	4
		Religious Priests Who May Be Responsible For Performing Marriages	2	12	2
		Service Providers During Marriage Functions Such As Printing Press, Tent Providers, Managers Of Marriage Halls, Caterer, Music Bands And Decorators Etc.	0	0	0
7	Godda	CDPOs	11	328	01

		CWPOs	00	00	00
		CWCs	00	00	00
		AWWs	642	18924	1791
		Gram Pradhans	100	00	00
		Religious Priests Who May Be Responsible For Performing Marriages	19	352	428
		Service Providers During Marriage Functions Such As Printing Press, Tent Providers, Managers Of Marriage Halls, Caterer, Music Bands And Decorators Etc.	09	863	1192
8	Hazaribag	CDPOs	13	96	16
		CWPOs	0	0	0
		CWCs	5	115	5
		AWWs	1150	2225	16
		Gram Pradhans	55	420	16
		Religious Priests Who May Be Responsible For Performing Marriages	0	0	0
		Service Providers During Marriage Functions Such As Printing Press, Tent Providers, Managers Of Marriage Halls, Caterer, Music Bands And Decorators Etc.	0	0	0
9.	Jamtara	CDPOs	60	4321	843
		CWPOs	0	0	0
		CWCs	0	0	0
		AWWs	0	0	0
		Gram Pradhans	0	0	0
		Religious Priests Who May Be Responsible For Performing Marriages	0	0	0

		Service Providers During Marriage Functions Such As Printing Press, Tent Providers, Managers Of Marriage Halls, Caterer, Music Bands And Decorators Etc.	0	0	0
10. Khunti		CDPOs	5	42	237
		CWPOs	8	19	5
		CWCs	5	35	0
		AWWs	82	162	640
		Gram Pradhans	50	250	50
		Religious Priests Who May Be Responsible For Performing Marriages	2	35	5
		Service Providers During Marriage Functions Such As Printing Press, Tent Providers, Managers Of Marriage Halls, Caterer, Music Bands And Decorators Etc.	2	22	5
11 Koderma		CDPOs	2	6	15
		CWPOs	2	12	20
		CWCs	2	12	20
		AWWs	10	12	20
		Gram Pradhans	2	12	20
		Religious Priests Who May Be Responsible For Performing Marriages	2	12	20
		Service Providers During Marriage Functions Such As Printing Press, Tent Providers, Managers Of Marriage Halls, Caterer, Music Bands And Decorators Etc.	2	12	20
12 Latehar		CDPOs	09	81	10

		CWPOs	00	00	00
		CWCs	06	35	03
		AWWs	962	4333	10
		Gram Pradhans	10	35	10
		Religious Priests Who May Be Responsible For Performing Marriages	00	00	00
		Service Providers During Marriage Functions Such As Printing Press, Tent Providers, Managers Of Marriage Halls, Caterer, Music Bands And Decorators Etc.	01	03	02
13	Pakur	CDPOs	02	45	06
		CWPOs	02	15	07
		CWCs	05	30	06
		AWWs	03	27	06
		Gram Pradhans	03	49	06
		Religious Priests Who May Be Responsible For Performing Marriages	02	09	06
		Service Providers During Marriage Functions Such As Printing Press, Tent Providers, Managers Of Marriage Halls, Caterer, Music Bands And Decorators Etc.	02	14	06
14	Palamu	CDPOs	9	9	9
		CWPOs	23	23	23
		CWCs	4	4	4
		AWWs	139	139	139
		Gram Pradhans	40	1208	40
		Religious Priests Who May Be Responsible For Performing Marriages	2	6	2

		Service Providers During Marriage Functions Such As Printing Press, Tent Providers, Managers Of Marriage Halls, Caterer, Music Bands And Decorators Etc.	1	1	1
15	Ramgarh	CDPOs	7	738	58
		CWPOs	1	10	10
		CWCs	1	27	10
		AWWs	195	207	102
		Gram Pradhans	15	33	11
		Religious Priests Who May Be Responsible For Performing Marriages	0	0	0
		Service Providers During Marriage Functions Such As Printing Press, Tent Providers, Managers Of Marriage Halls, Caterer, Music Bands And Decorators Etc.	0	0	0
16	Ranchi	CDPOs	1	55	1
		CWPOs	0	0	0
		CWCs	1	43	18
		AWWs	1	92	18
		Gram Pradhans	0	0	0
		Religious Priests Who May Be Responsible For Performing Marriages	0	0	0
		Service Providers During Marriage Functions Such As Printing Press, Tent Providers, Managers Of Marriage Halls, Caterer, Music Bands And Decorators Etc.	0	0	0
17	Sahibgan	CDPOs	18	1260	9

	j	CWPOs	18	1260	9
		CWCs	15	1091	200
		AWWs	760	7600	760
		Gram Pradhans	150	1500	150
		Religious Priests Who May Be Responsible For Performing Marriages	210	2100	210
		Service Providers During Marriage Functions Such As Printing Press, Tent Providers, Managers Of Marriage Halls, Caterer, Music Bands And Decorators Etc.	28	84	28
18	Seraikela - kharsawan	CDPOs	9	21	9
		CWPOs	9	9	9
		CWCs	9	21	9
		AWWs	720	21	9
		Gram Pradhans	180	21	9
		Religious Priests Who May Be Responsible For Performing Marriages	10	21	9
		Service Providers During Marriage Functions Such As Printing Press, Tent Providers, Managers Of Marriage Halls, Caterer, Music Bands And Decorators Etc.	30	21	9
19	Simdega	CDPOs	7	100	718
		CWPOs	0	0	0
		CWCs	5	50	5
		AWWs	100	415	205
		Gram Pradhans	0	0	0
		Religious Priests Who May Be Responsible For Performing Marriages	0	0	0

		Service Providers During Marriage Functions Such As Printing Press, Tent Providers, Managers Of Marriage Halls, Caterer, Music Bands And Decorators Etc.	10	75	10
Total			41488	121460	12920

Activity 3: Identification of Vulnerable children

Among the 19 districts, 13,478 blocks and villages were covered, wherein 9,179 schools were mapped to identify children absent from school for 30 consecutive days without intimation to the Principal or Headmaster, and it was found that 24,584 number of children were mapped out. Further, 12,326 schools were mapped to identify the number of children who dropped out of school, wherein 27,478 children were mapped out.

S. No.	District	Identification of Vulnerable Children	Number of Children Identified	Total No of Schools Mapped	Number of village/ Block etc. Covered
1	Bokaro	Number of children absent from school consecutively for 30 days without intimation to the Principal or Headmaster of the school. Rule 2B (2) of CLPRA Rules 2017)	5402	0	0
		Children Who Are Drop Out, Out Of School And Not Attending School Regularly	1693	0	0
2	Chatra	Number of children	223	1526	12

		absent from school consecutively for 30 days without intimation to the Principal or Headmaster of the school. Rule 2B (2) of CLPRA Rules 2017)			
		Children Who Are Drop Out, Out Of School And Not Attending School Regularly	222	1526	12
3	Dumka	Number of children absent from school consecutively for 30 days without intimation to the Principal or Headmaster of the school. Rule 2B (2) of CLPRA Rules 2017)	6452	2327	2696
		Children Who Are Drop Out, Out Of School And Not Attending School Regularly	5371	2327	2696
4	East Singhbhum	Number of children absent from school consecutively for 30 days without intimation to the Principal or Headmaster of the school. Rule 2B (2) of CLPRA Rules 2017)	97	31	18
		Children Who Are Drop Out, Out Of School And Not Attending School Regularly	97	31	18
5	Garhwa	Number of children absent from school consecutively for 30 days without intimation	1666	240	20

		to the Principal or Headmaster of the school. Rule 2B (2) of CLPRA Rules 2017)			
		Children Who Are Drop Out, Out Of School And Not Attending School Regularly	1666	240	20
6	Giridh	Number of children absent from school consecutively for 30 days without intimation to the Principal or Headmaster of the school. Rule 2B (2) of CLPRA Rules 2017)	0	0	0
		Children Who Are Drop Out, Out Of School And Not Attending School Regularly	486	2978	13
7	Godda	Number of children absent from school consecutively for 30 days without intimation to the Principal or Headmaster of the school. Rule 2B (2) of CLPRA Rules 2017)	1179	1519	09
		Children Who Are Drop Out, Out Of School And Not Attending School Regularly	21	1519	09
8	Hazaribag	Number of children absent from school consecutively for 30 days without intimation to the Principal or Headmaster of the school. Rule 2B (2) of	25	05	04

		CLPRA Rules 2017)			
		Children Who Are Drop Out, Out Of School And Not Attending School Regularly	263	52	16
9.	Jamtara	Number of children absent from school consecutively for 30 days without intimation to the Principal or Headmaster of the school. Rule 2B (2) of CLPRA Rules 2017)	1383	1030	1121
		Children Who Are Drop Out, Out Of School And Not Attending School Regularly	4043	1030	1121
10.	Khunti	Number of children absent from school consecutively for 30 days without intimation to the Principal or Headmaster of the school. Rule 2B (2) of CLPRA Rules 2017)	301	890	765
		Children Who Are Drop Out, Out Of School And Not Attending School Regularly	301	890	6
11	Koderma	Number of children absent from school consecutively for 30 days without intimation to the Principal or Headmaster of the school. Rule 2B (2) of CLPRA Rules 2017)	00	00	00
		Children Who Are Drop Out, Out Of School And	00	00	00

		Not Attending School Regularly			
12	Latehar	Number of children absent from school consecutively for 30 days without intimation to the Principal or Headmaster of the school. Rule 2B (2) of CLPRA Rules 2017)	1564	114	2343
		Children Who Are Drop Out, Out Of School And Not Attending School Regularly	1564	114	2343
13	Pakur	Number of children absent from school consecutively for 30 days without intimation to the Principal or Headmaster of the school. Rule 2B (2) of CLPRA Rules 2017)	1643	970	06
		Children Who Are Drop Out, Out Of School And Not Attending School Regularly	6461	970	06
14	Palamu	Number of children absent from school consecutively for 30 days without intimation to the Principal or Headmaster of the school. Rule 2B (2) of CLPRA Rules 2017)	8	10	20
		Children Who Are Drop Out, Out Of School And Not Attending School Regularly	125	25	25
15	Ramgarh	Number of children	434	157	30

		absent from school consecutively for 30 days without intimation to the Principal or Headmaster of the school. Rule 2B (2) of CLPRA Rules 2017)			
		Children Who Are Drop Out, Out Of School And Not Attending School Regularly	584	176	95
16	Ranchi	Number of children absent from school consecutively for 30 days without intimation to the Principal or Headmaster of the school. Rule 2B (2) of CLPRA Rules 2017)	0	0	0
		Children Who Are Drop Out, Out Of School And Not Attending School Regularly	250	88	18
17	Sahibganj	Number of children absent from school consecutively for 30 days without intimation to the Principal or Headmaster of the school. Rule 2B (2) of CLPRA Rules 2017)	4195	278	9
		Children Who Are Drop Out, Out Of School And Not Attending School Regularly	4195	278	9
18	Seraikela-Kharsawan	Number of children absent from school consecutively for 30 days without intimation	12	82	9

		to the Principal or Headmaster of the school. Rule 2B (2) of CLPRA Rules 2017)			
		Children Who Are Drop Out, Out Of School And Not Attending School Regularly	136	82	9
19	Simdega	Number of children absent from school consecutively for 30 days without intimation to the Principal or Headmaster of the school. Rule 2B (2) of CLPRA Rules 2017)	0	0	0
		Children Who Are Drop Out, Out Of School And Not Attending School Regularly	0	0	0
TOTAL			52062	21505	13478

KARNATAKA

There are 31 districts in the State of Karnataka, but the Commission received data from only 27 districts. As per the Commission's instructions/directions of the Commission, a total of 03 activities were to be conducted in each district.

Activity 1: Awareness Programmes

The data received by the Commission reveals that 22,628 villages were covered in the 27 districts. A total of 8,79,864 people participated in the programmes, and it was found that 8,073 programmes were conducted at Village Panchayat level, 1,696 at Block Level, 1,526 at Urban/Ward Level and 8,494 at Zila Tehsil Level.

S. No.	District	Coverage	Number of Awarrens	Total Participants	Number of village/
---------------	-----------------	-----------------	---------------------------	---------------------------	---------------------------

			ess Progra mme Conduc ted		block covered
1	Bagalkote	Village Panchayat Level	512	6412	578
		Block Level	43	6450	6
		Urban/Ward Level	46	4331	25
		Zila Tehsil	12	8317	1
2	Ballari	Village Panchayat Level	465	60748	496
		Block Level	40	1365	211
		Urban/Ward Level	73	5766	63
		Zila Tehsil	60	6570	123
3	Belgavi	Village Panchayat Level	17	350	63
		Block Level	8	586	63
		Urban/Ward Level	2	452	2
		Zila Tehsil	2	25	63
4	Bengaluru Rural	Village Panchayat Level	246	18036	210
		Block Level	18	2164	26
		Urban/Ward Level	11	1486	58
		Zila Tehsil	03	210	03
5	Bengaluru Urban	Village Panchayat Level	0	0	0
		Block Level	0	0	0
		Urban/Ward Level	2	55	2
		Zila Tehsil	0	0	0
6	Bidar	Village Panchayat Level	185	8325	185
		Block Level	63	2203	40
		Urban/Ward Level	60	1200	42
		Zila Tehsil	8	650	8
7	Chamaraja nagara	Village Panchayat Level	67	5485	80
		Block Level	10	1470	10
		Urban/Ward Level	7	910	7
		Zila Tehsil	9	2160	9
8	Chikkaballa	Village Panchayat Level	363	6938	1515

	pura	Block Level	24	1843	6
		Urban/Ward Level	171	6551	6
		Zila Tehsil	13	2094	6
9	Chikkamagaluru	Village Panchayat Level	18	4500	240
		Block Level	05	800	07
		Urban/Ward Level	13	3190	07
		Zila Tehsil	07	1200	7
10	Chitradurga	Village Panchayat Level	2428	29136	1080
		Block Level	13	2000	6
		Urban/Ward Level	16	192	6
		Zila Tehsil	8	1640	6
11	Dakshina Kannada	Village Panchayat Level	74	1310	97
		Block Level	26	1870	97
		Urban/Ward Level	62	2600	61
		Zila Tehsil	14	902	0
12	Davangere	Village Panchayat Level	17	100	6
		Block Level	732	8784	197
		Urban/Ward Level	223	8007	6
		Zila Tehsil	4	1500	6
13	Dharwad	Village Panchayat Level	505	50500	145
		Block Level	18	360	6
		Urban/Ward Level	120	6000	80
		Zila Tehsil	11	1320	6
14	Gadag	Village Panchayat Level	122	15184	111
		Block Level	130	24000	400
		Urban/Ward Level	176	3000	19
		Zila Tehsil	8	600	7
15	Hassan	Village Panchayat Level	487	8180	1920
		Block Level	23	1392	267
		Urban/Ward Level	46	1048	96
		Zila Tehsil	0	0	0
16	Haveri	Village Panchayat Level	0	0	0
		Block Level	0	0	0
		Urban/Ward Level	0	0	0

		Zila Tehsil	0	0	0
17	Kalaburagi	Village Panchayat Level	261	2300	261
		Block Level	11	1300	11
		Urban/Ward Level	1	60	4
		Zila Tehsil	8221	423745	918
18	Kodagu	Village Panchayat Level	52	3100	50
		Block Level	12	520	13
		Urban/Ward Level	11	460	14
		Zila Tehsil	08	430	03
19	Kolar	Village Panchayat Level	154	3800	154
		Block Level	6	3500	6
		Urban/Ward Level	182	9154	182
		Zila Tehsil	8	1546	1
20	Koppal	Village Panchayat Level	256	9632	153
		Block Level	144	6480	72
		Urban/Ward Level	29	2830	9
		Zila Tehsil	2	498	7
21	Mandya	Village Panchayat Level	223	1728	1715
		Block Level	136	1839	7
		Urban/Ward Level	36	849	36
		Zila Tehsil	65	1050	7
22	Raichur	Village Panchayat Level	179	2685	301
		Block Level	16	72	12
		Urban/Ward Level	28	336	8
		Zila Tehsil	6	680	0
23	Ramanagara	Village Panchayat Level	243	743	355
		Block Level	20	1200	1800
		Urban/Ward Level	60	2400	2560
		Zila Tehsil	05	750	1240
24	Shivamogga	Village Panchayat Level	262	20960	1593
		Block Level	5	400	7
		Urban/Ward Level	30	2305	7
		Zila Tehsil	8	570	8
25	Tumakuru	Village Panchayat Level	150	7500	150

		Block Level	45	2400	11
		Urban/Ward Level	10	550	2
		Zila Tehsil	4	600	1
26	Udupi	Village Panchayat Level	233	2300	267
		Block Level	7	1250	7
		Urban/Ward Level	0	0	0
		Zila Tehsil	5	250	623
27	Uttar Kannada	Village Panchayat Level	554	8358	985
		Block Level	141	2887	180
		Urban/Ward Level	111	2180	84
		Zila Tehsil	3	1200	11
Total			19789	879864	22628

Activity 2: Meeting of Officials/ Functionaries

The number of meetings held by the officials and functionaries were 41,288. The total numbers of participants in these meetings were 64,7340 among 40,022 blocks/villages.

S. No.	District	Meetings with Officials/Functionaries	Number of Meetings Held	Total Officials Participated	Number of village/Block etc. Covered
1	Bagalkote	CDPOs	17	187	6
		CWPOs	12	221	68
		CWCs	6	76	6
		AWWs	4485	67275	2444
		Gram Pradhans	512	1815	512
		Religious Priests Who May Be Responsible For Performing Marriages	27	538	532
		Service Providers During Marriage Functions Such As Printing Press, Tent Providers, Managers Of Marriage Halls, Caterer,	18	108	6

		Music Bands And Decorators Etc.			
2	Ballari	CDPOs	12	178	83
		CWPOs	26	1630	230
		CWCs	8	760	73
		AWWs	16	1350	480
		Gram Pradhans	69	1789	415
		Religious Priests Who May Be Responsible For Performing Marriages	5	485	326
		Service Providers During Marriage Functions Such As Printing Press, Tent Providers, Managers Of Marriage Halls, Caterer, Music Bands And Decorators Etc.	4	215	248
3	Belagavi	CDPOs	3	12	63
		CWPOs	15	85	63
		CWCs	8	8	63
		AWWs	17	154	63
		Gram Pradhans	17	485	63
		Religious Priests Who May Be Responsible For Performing Marriages	2	24	63
		Service Providers During Marriage Functions Such As Printing Press, Tent Providers, Managers Of Marriage Halls, Caterer, Music Bands And Decorators Etc.	3	32	63
4	Bengaluru Rural	CDPOs	14	364	18
		CWPOs	03	1024	11
		CWCs	05	360	26
		AWWs	974	21118	498
		Gram Pradhans	11	156	68

		Religious Priests Who May Be Responsible For Performing Marriages	07	128	13
		Service Providers During Marriage Functions Such As Printing Press, Tent Providers, Managers Of Marriage Halls, Caterer, Music Bands And Decorators Etc.	04	186	18
5	Bengaluru Urban	CDPOs	1	85	10
		CWPOs	0	0	0
		CWCs	2	9	1
		AWWs	1	40	2
		Gram Pradhans	0	0	0
		Religious Priests Who May Be Responsible For Performing Marriages	0	0	0
		Service Providers During Marriage Functions Such As Printing Press, Tent Providers, Managers Of Marriage Halls, Caterer, Music Bands And Decorators Etc.	0	0	0
6	Bidar	CDPOs	4	200	65
		CWPOs	9	105	31
		CWCs	04	650	20
		AWWs	4	1880	63
		Gram Pradhans	2	150	32
		Religious Priests Who May Be Responsible For Performing Marriages	2	80	8
		Service Providers During Marriage Functions Such As Printing Press, Tent Providers, Managers Of Marriage Halls, Caterer,	2	150	8

		Music Bands And Decorators Etc.			
7	Chamarajangara	CDPOs	13	453	15
		CWPOs	1	76	85
		CWCs	0	0	0
		AWWs	619	1826	549
		Gram Pradhans	6	64	34
		Religious Priests Who May Be Responsible For Performing Marriages	0	0	0
		Service Providers During Marriage Functions Such As Printing Press, Tent Providers, Managers Of Marriage Halls, Caterer, Music Bands And Decorators Etc.	0	0	0
8	Chikkaballapura	CDPOs	14	254	6
		CWPOs	4	161	6
		CWCs	6	300	6
		AWWs	8056	60420	1515
		Gram Pradhans	447	8195	6
		Religious Priests Who May Be Responsible For Performing Marriages	6	180	6
		Service Providers During Marriage Functions Such As Printing Press, Tent Providers, Managers Of Marriage Halls, Caterer, Music Bands And Decorators Etc.	6	180	6
9	Chikkamagaluru	CDPOs	3	45	0
		CWPOs	8	131	0
		CWCs	0	0	0
		AWWs	168	10080	364
		Gram Pradhans	479	8368	240

		Religious Priests Who May Be Responsible For Performing Marriages	0	0	0
		Service Providers During Marriage Functions Such As Printing Press, Tent Providers, Managers Of Marriage Halls, Caterer, Music Bands And Decorators Etc.	0	0	0
10	Chitradurga	CDPOs	24	360	6
		CWPOs	4	64	6
		CWCs	4	12	1
		AWWs	2428	29136	1080
		Gram Pradhans	0	0	0
		Religious Priests Who May Be Responsible For Performing Marriages	7	70	6
		Service Providers During Marriage Functions Such As Printing Press, Tent Providers, Managers Of Marriage Halls, Caterer, Music Bands And Decorators Etc.	7	70	6
11	Dakshin Kannada	CDPOs	9	225	101
		CWPOs	4	425	48
		CWCs	1	110	22
		AWWs	55	3293	218
		Gram Pradhans	1	100	25
		Religious Priests Who May Be Responsible For Performing Marriages	5	290	128
		Service Providers During Marriage Functions Such As Printing Press, Tent Providers, Managers Of Marriage Halls, Caterer,	5	425	74

		Music Bands And Decorators Etc.			
12	Davangere	CDPOs	28	28	6
		CWPOs	10	5000	10
		CWCs	10	100	6
		AWWs	839	1427	197
		Gram Pradhans	793	3267	197
		Religious Priests Who May Be Responsible For Performing Marriages	35	80	197
		Service Providers During Marriage Functions Such As Printing Press, Tent Providers, Managers Of Marriage Halls, Caterer, Music Bands And Decorators Etc.	0	0	0
13	Dharwad	CDPOs	18	360	6
		CWPOs	10	200	6
		CWCs	5	250	6
		AWWs	3010	60200	379
		Gram Pradhans	435	17400	145
		Religious Priests Who May Be Responsible For Performing Marriages	1	60	6
		Service Providers During Marriage Functions Such As Printing Press, Tent Providers, Managers Of Marriage Halls, Caterer, Music Bands And Decorators Etc.	1	40	6
14	Gadag	CDPOs	4	36	02
		CWPOs	14	45	14
		CWCs	12	45	07
		AWWs	112	1232	96
		Gram Pradhans	122	122	122

		Religious Priests Who May Be Responsible For Performing Marriages	1	200	7
		Service Providers During Marriage Functions Such As Printing Press, Tent Providers, Managers Of Marriage Halls, Caterer, Music Bands And Decorators Etc.	20	310	7
15	Hassan	CDPOs	49	464	703
		CWPOs	3	50	7
		CWCs	2	26	21
		AWWs	1743	11660	1998
		Gram Pradhans	18	97	05
		Religious Priests Who May Be Responsible For Performing Marriages	5	60	30
		Service Providers During Marriage Functions Such As Printing Press, Tent Providers, Managers Of Marriage Halls, Caterer, Music Bands And Decorators Etc.	2	13	6
16	Haveri	CDPOs	0	0	0
		CWPOs	0	0	00
		CWCs	0	0	0
		AWWs	0	0	0
		Gram Pradhans	0	0	0
		Religious Priests Who May Be Responsible For Performing Marriages	0	0	0
		Service Providers During Marriage Functions Such As Printing Press, Tent Providers, Managers Of Marriage Halls, Caterer,	0	0	0

		Music Bands And Decorators Etc.			
17	Kalaburagi	CDPOs	11	330	11
		CWPOs	10	250	4
		CWCs	0	0	0
		AWWs	6033	121847	918
		Gram Pradhans	0	0	0
		Religious Priests Who May Be Responsible For Performing Marriages	0	0	0
		Service Providers During Marriage Functions Such As Printing Press, Tent Providers, Managers Of Marriage Halls, Caterer, Music Bands And Decorators Etc.	0	0	0
18	Kodagu	CDPOs	56	1510	10
		CWPOs	12	320	28
		CWCs	06	135	11
		AWWs	123	1800	10
		Gram Pradhans	46	175	104
		Religious Priests Who May Be Responsible For Performing Marriages	08	32	05
		Service Providers During Marriage Functions Such As Printing Press, Tent Providers, Managers Of Marriage Halls, Caterer, Music Bands And Decorators Etc.	05	10	03
19	Kolar	CDPOs	12	1220	6
		CWPOs	9	4500	6
		CWCs	20	952	6
		AWWs	2080	41600	2080
		Gram Pradhans	154	61674	2080

		Religious Priests Who May Be Responsible For Performing Marriages	6	183	6
		Service Providers During Marriage Functions Such As Printing Press, Tent Providers, Managers Of Marriage Halls, Caterer, Music Bands And Decorators Etc.	6	364	6
20	Koppal	CDPOs	20	240	7
		CWPOs	1	48	7
		CWCs	3	15	7
		AWWs	72	1256	7
		Gram Pradhans	475	7155	629
		Religious Priests Who May Be Responsible For Performing Marriages	1	42	7
		Service Providers During Marriage Functions Such As Printing Press, Tent Providers, Managers Of Marriage Halls, Caterer, Music Bands And Decorators Etc.	1	54	7
21	Mandya	CDPOs	8	274	8
		CWPOs	2	184	34
		CWCs	4	112	46
		AWWs	61	3640	1713
		Gram Pradhans	233	6524	1705
		Religious Priests Who May Be Responsible For Performing Marriages	0	0	0
		Service Providers During Marriage Functions Such As Printing Press, Tent Providers, Managers Of Marriage Halls, Caterer,	0	0	0

		Music Bands And Decorators Etc.			
22	Raichur	CDPOs	14	530	380
		CWPOs	2	150	8
		CWCs	8	240	0
		AWWs	2668	9850	360
		Gram Pradhans	179	2685	523
		Religious Priests Who May Be Responsible For Performing Marriages	2	63	0
		Service Providers During Marriage Functions Such As Printing Press, Tent Providers, Managers Of Marriage Halls, Caterer, Music Bands And Decorators Etc.	1	42	0
23	Ramanagara	CDPOs	12	240	1350
		CWPOs	10	150	450
		CWCs	12	360	550
		AWWs	08	1200	1500
		Gram Pradhans	05	140	450
		Religious Priests Who May Be Responsible For Performing Marriages	4	08	25
		Service Providers During Marriage Functions Such As Printing Press, Tent Providers, Managers Of Marriage Halls, Caterer, Music Bands And Decorators Etc.	03	25	60
24	Shivamogga	CDPOs	7	105	1732
		CWPOs	7	105	7
		CWCs	4	80	7
		AWWs	32	2300	7
		Gram Pradhans	47	200	7

		Religious Priests Who May Be Responsible For Performing Marriages	14	28	7
		Service Providers During Marriage Functions Such As Printing Press, Tent Providers, Managers Of Marriage Halls, Caterer, Music Bands And Decorators Etc.	14	60	7
25	Tumakuru	CDPOs	44	660	0
		CWPOs	2	140	1
		CWCs	5	150	0
		AWWs	143	3575	2500
		Gram Pradhans	1150	12250	2500
		Religious Priests Who May Be Responsible For Performing Marriages	22	600	11
		Service Providers During Marriage Functions Such As Printing Press, Tent Providers, Managers Of Marriage Halls, Caterer, Music Bands And Decorators Etc.	2	110	1
26	Udupi	CDPOs	4	34	267
		CWPOs	2	140	267
		CWCs	2	82	267
		AWWs	282	3885	267
		Gram Pradhans	267	3885	267
		Religious Priests Who May Be Responsible For Performing Marriages	0	0	0
		Service Providers During Marriage Functions Such As Printing Press, Tent Providers, Managers Of Marriage Halls, Caterer,	0	0	0

		Music Bands And Decorators Etc.			
27	Uttar Kannada	CDPOs	24	342	358
		CWPOs	203	6253	90
		CWCs	0	0	0
		AWWs	324	2416	390
		Gram Pradhans	242	5455	406
		Religious Priests Who May Be Responsible For Performing Marriages	8	89	8
		Service Providers During Marriage Functions Such As Printing Press, Tent Providers, Managers Of Marriage Halls, Caterer, Music Bands And Decorators Etc.	8	70	8
Total			41288	647340	40022

Activity 3: Identification of vulnerable children

Among the 27 districts, 3,128 blocks and villages were covered in total. 7,689 schools were mapped out to identify children absent from school for 30 consecutive days without intimation to the Principal or Headmaster, and it was found that 2,511 numbers of children were mapped. Further 10,090 were mapped to identify number of children dropped out from school, where 4,608 number of children were mapped out.

S. No.	District	Identification of Vulnerable Children	Number of Children Identified	Total No of Schools Mapped	Number of village/Block etc. Covered
1	Bagalkote	Number of children absent from school consecutively for 30 days without intimation to the	79	39	47

		Principal or Headmaster of the school. Rule 2B (2) of CLPRA Rules 2017)			
		Children Who Are Drop Out, Out Of School And Not Attending School Regularly	19	12	8
2	Ballari	Number of children absent from school consecutively for 30 days without intimation to the Principal or Headmaster of the school. Rule 2B (2) of CLPRA Rules 2017)	0	0	0
		Children Who Are Drop Out, Out Of School And Not Attending School Regularly	181	53	53
3	Belagavi	Number of children absent from school consecutively for 30 days without intimation to the Principal or Headmaster of the school. Rule 2B (2) of CLPRA Rules 2017)	0	25	8
		Children Who Are Drop Out, Out Of School And Not Attending School Regularly	0	0	0
4	Bengaluru Rural	Number of children absent from school	0	0	0

		consecutively for 30 days without intimation to the Principal or Headmaster of the school. Rule 2B (2) of CLPRA Rules 2017)			
		Children Who Are Drop Out, Out Of School And Not Attending School Regularly	244	1474	04
5	Bengaluru Urban	Number of children absent from school consecutively for 30 days without intimation to the Principal or Headmaster of the school. Rule 2B (2) of CLPRA Rules 2017)	0	0	0
		Children Who Are Drop Out, Out Of School And Not Attending School Regularly	0	0	0
6	Bidar	Number of children absent from school consecutively for 30 days without intimation to the Principal or Headmaster of the school. Rule 2B (2) of CLPRA Rules 2017)	0	0	0
		Children Who Are Drop Out, Out Of School And Not Attending School Regularly	89	50	39

7	Chamarajanagara	Number of children absent from school consecutively for 30 days without intimation to the Principal or Headmaster of the school. Rule 2B (2) of CLPRA Rules 2017)	17	0	05
		Children Who Are Drop Out, Out Of School And Not Attending School Regularly	265	59	05
8	Chikkaballapura	Number of children absent from school consecutively for 30 days without intimation to the Principal or Headmaster of the school. Rule 2B (2) of CLPRA Rules 2017)	31	2029	6
		Children Who Are Drop Out, Out Of School And Not Attending School Regularly	121	2029	6
9	Chikkamagaluru	Number of children absent from school consecutively for 30 days without intimation to the Principal or Headmaster of the school. Rule 2B (2) of CLPRA Rules 2017)	35	1924	8
		Children Who Are Drop Out, Out Of School And Not	218	1924	8

		Attending School Regularly			
10	Chitradurga	Number of children absent from school consecutively for 30 days without intimation to the Principal or Headmaster of the school. Rule 2B (2) of CLPRA Rules 2017)	27	25	25
		Children Who Are Drop Out, Out Of School And Not Attending School Regularly	0	0	0
11	Dakshina Kannada	Number of children absent from school consecutively for 30 days without intimation to the Principal or Headmaster of the school. Rule 2B (2) of CLPRA Rules 2017)	31	0	7
		Children Who Are Drop Out, Out Of School And Not Attending School Regularly	88	72	7
12	Davangere	Number of children absent from school consecutively for 30 days without intimation to the Principal or Headmaster of the school. Rule 2B (2) of CLPRA Rules 2017)	425	145	6

		Children Who Are Drop Out, Out Of School And Not Attending School Regularly	425	145	6
13	Dharwad	Number of children absent from school consecutively for 30 days without intimation to the Principal or Headmaster of the school. Rule 2B (2) of CLPRA Rules 2017)	52	1668	379
		Children Who Are Drop Out, Out Of School And Not Attending School Regularly	56	1668	379
14	Gadag	Number of children absent from school consecutively for 30 days without intimation to the Principal or Headmaster of the school. Rule 2B (2) of CLPRA Rules 2017)	7	35	35
		Children Who Are Drop Out, Out Of School And Not Attending School Regularly	150	35	35
15	Hassan	Number of children absent from school consecutively for 30 days without intimation to the Principal or Headmaster of the	0	0	0

		school. Rule 2B (2) of CLPRA Rules 2017)			
		Children Who Are Drop Out, Out Of School And Not Attending School Regularly	107	73	73
16	Haveri	Number of children absent from school consecutively for 30 days without intimation to the Principal or Headmaster of the school. Rule 2B (2) of CLPRA Rules 2017)	0	0	0
		Children Who Are Drop Out, Out Of School And Not Attending School Regularly	122	81	7
17	Kalaburagi	Number of children absent from school consecutively for 30 days without intimation to the Principal or Headmaster of the school. Rule 2B (2) of CLPRA Rules 2017)	670	1101	11
		Children Who Are Drop Out, Out Of School And Not Attending School Regularly	670	1101	11
18	Kodagu	Number of children absent from school consecutively for 30 days without	0	0	0

		intimation to the Principal or Headmaster of the school. Rule 2B (2) of CLPRA Rules 2017)			
		Children Who Are Drop Out, Out Of School And Not Attending School Regularly	12	11	11
19	Kolar	Number of children absent from school consecutively for 30 days without intimation to the Principal or Headmaster of the school. Rule 2B (2) of CLPRA Rules 2017)	46	34	64
		Children Who Are Drop Out, Out Of School And Not Attending School Regularly	78	33	65
20	Koppal	Number of children absent from school consecutively for 30 days without intimation to the Principal or Headmaster of the school. Rule 2B (2) of CLPRA Rules 2017)	0	0	629
		Children Who Are Drop Out, Out Of School And Not Attending School Regularly	1181	957	629
21	Mandya	Number of children	111	59	8

		absent from school consecutively for 30 days without intimation to the Principal or Headmaster of the school. Rule 2B (2) of CLPRA Rules 2017)			
		Children Who Are Drop Out, Out Of School And Not Attending School Regularly	111	59	8
22	Raichur	Number of children absent from school consecutively for 30 days without intimation to the Principal or Headmaster of the school. Rule 2B (2) of CLPRA Rules 2017)	590	410	245
		Children Who Are Drop Out, Out Of School And Not Attending School Regularly	100	56	45
23	Ramanagara	Number of children absent from school consecutively for 30 days without intimation to the Principal or Headmaster of the school. Rule 2B (2) of CLPRA Rules 2017)	84	50	110
		Children Who Are Drop Out, Out Of School And Not Attending School	84	50	110

		Regularly			
24	Shivamogga	Number of children absent from school consecutively for 30 days without intimation to the Principal or Headmaster of the school. Rule 2B (2) of CLPRA Rules 2017)	159	65	7
		Children Who Are Drop Out, Out Of School And Not Attending School Regularly	112	59	7
25	Tumakuru	Number of children absent from school consecutively for 30 days without intimation to the Principal or Headmaster of the school. Rule 2B (2) of CLPRA Rules 2017)	0	0	0
		Children Who Are Drop Out, Out Of School And Not Attending School Regularly	0	0	0
26	Udupi	Number of children absent from school consecutively for 30 days without intimation to the Principal or Headmaster of the school. Rule 2B (2) of CLPRA Rules 2017)	147	80	5
		Children Who Are	147	80	5

		Drop Out, Out Of School And Not Attending School Regularly			
27	Uttar Kannada	Number of children absent from school consecutively for 30 days without intimation to the Principal or Headmaster of the school. Rule 2B (2) of CLPRA Rules 2017)	0	0	0
		Children Who Are Drop Out, Out Of School And Not Attending School Regularly	28	9	2
Total			7119	17779	3128

KERALA

There are 14 districts in the state of Kerala, and the Commission received data from all 14 districts. As per the Commission's instructions/directions, a total of 03 activities were to be conducted in each district.

Activity 1: Awareness Programmes

The Commission received data from all 14 Districts. The data received by the Commission reveals that 2.644 villages were covered in the 14 districts. A total of 1.48.325 people participated in the programmes wherein 3824 programmes were conducted at Village Panchayat Level, 408 at Block Level, 5.005 at Urban/Ward Level and 4 at Zila Tehsil Level.

S. No.	District	Coverage	Number of Awareness	Total Participants	Number of village/block
--------	----------	----------	---------------------	--------------------	-------------------------

			Program me Conducte d		covered
1	Alappuzha	Village Panchayat Level	402	9150	59
		Block Level	57	6791	24
		Urban/Ward Level	261	3392	18
		Zila Tehsil	1	60	15
2	Ernakulam	Village Panchayat Level	82	3202	14
		Block Level	23	2956	14
		Urban/Ward Level	421	3980	11
		Zila Tehsil	0	0	0
3	Idukki	Village Panchayat Level	54	2032	54
		Block Level	13	396	13
		Urban/Ward Level	2	72	0
		Zila Tehsil	1	42	0
4	Kannur	Village Panchayat Level	276	4324	65
		Block Level	65	3777	26
		Urban/Ward Level	1716	6943	136
		Zila Tehsil	0	0	0
5	Kasaragod	Village Panchayat Level	104	2696	6
		Block Level	18	565	6
		Urban/Ward Level	9	290	3
		Zila Tehsil	1	12	6
6	Kollam	Village Panchayat Level	3	420	1

		Block Level	1	150	1
		Urban/Ward Level	20	128	5
		Zila Tehsil	0	0	0
7	Kottayam	Village Panchayat Level	1087	8121	66
		Block Level	27	3384	13
		Urban/Ward Level	105	230	6
		Zila Tehsil	1	110	1
8	Kozhikode	Village Panchayat Level	67	1663	48
		Block Level	17	2359	10
		Urban/Ward Level	52	732	16
		Zila Tehsil	0	0	0
9.	Malappuram	Village Panchayat Level	127	8975	128
		Block Level	76	7995	29
		Urban/Ward Level	1614	12343	1431
		Zila Tehsil	0	0	0
10.	Palakkad	Village Panchayat Level	680	10623	82
		Block Level	14	1717	13
		Urban/Ward Level	362	4330	52
		Zila Tehsil	0	0	0
11	Pathanamthitta	Village Panchayat Level	94	4517	52
		Block Level	20	1767	13
		Urban/Ward Level	4	128	2
		Zila Tehsil	0	0	0
12	Thiruvananthapuram	Village Panchayat Level	48	1740	4

		Block Level	24	3600	4
		Urban/Ward Level	0	0	0
		Zila Tehsil	0	0	0
13	Thrissur	Village Panchayat Level	103	2883	82
		Block Level	38	4166	31
		Urban/Ward Level	265	4126	51
		Zila Tehsil	0	0	0
14	Wayanad	Village Panchayat Level	697	6209	26
		Block Level	15	2169	4
		Urban/Ward Level	174	3060	3
		Zila Tehsil	0	0	0
Total			9241	148325	2644

Activity 2: Meeting of Officials/ Functionaries

The number of meetings held by the officials and functionaries were 8,447. The total number of participants in these meetings were 54,551 among 3,009 blocks/villages.

S. No.	District	Meetings with Officials/Functionaries	Number of Meetings Held	Total Officials Participated	Number of village/Block etc. Covered
1	Alappuzha	CDPOs	19	701	306
		CWPOs	1	10	1
		CWCs	1	5	1
		AWWs	614	7923	40
		Gram Pradhans	48	430	7
		Religious Priests Who May Be Responsible For	11	25	6

		Performing Marriages			
		Service Providers During Marriage Functions Such As Printing Press, Tent Providers, Managers Of Marriage Halls, Caterer, Music Bands And Decorators Etc.	3	42	1
2	Ernakulam	CDPOs	1	23	14
		CWPOs	1	91	14
		CWCs	1	4	0
		AWWs	110	2858	14
		Gram Pradhans	0	0	0
		Religious Priests Who May Be Responsible For Performing Marriages	0	0	0
		Service Providers During Marriage Functions Such As Printing Press, Tent Providers, Managers Of Marriage Halls, Caterer, Music Bands And Decorators Etc.	0	0	0
3	Idukki	CDPOs	1	13	0
		CWPOs	0	0	0
		CWCs	0	0	0
		AWWs	13	1560	0

		Gram Pradhans	0	0	0
		Religious Priests Who May Be Responsible For Performing Marriages	0	0	0
		Service Providers During Marriage Functions Such As Printing Press, Tent Providers, Managers Of Marriage Halls, Caterer, Music Bands And Decorators Etc.	0	0	0
4	Kasaragod	CDPOs	12	246	6
		CWPOs	1	56	6
		CWCs	1	5	0
		AWWs	6	1348	6
		Gram Pradhans	38	25	5
		Religious Priests Who May Be Responsible For Performing Marriages	1	5	1
		Service Providers During Marriage Functions Such As Printing Press, Tent Providers, Managers Of Marriage Halls, Caterer, Music Bands And Decorators Etc.	1	8	10
5	Kannur	CDPOs	19	433	19

		CWPOs	22	186	6
		CWCs	0	0	0
		AWWs	662	5728	28
		Gram Pradhans	43	317	2
		Religious Priests Who May Be Responsible For Performing Marriages	0	0	0
		Service Providers During Marriage Functions Such As Printing Press, Tent Providers, Managers Of Marriage Halls, Caterer, Music Bands And Decorators Etc.	5	33	6
6	Kollam	CDPOs	1	0	0
		CWPOs	0	0	0
		CWCs	2	0	0
		AWWs	2	124	0
		Gram Pradhans	0	0	0
		Religious Priests Who May Be Responsible For Performing Marriages	0	0	0
		Service Providers During Marriage Functions Such As Printing Press, Tent Providers, Managers Of Marriage Halls,	1	98	0

		Caterer, Music Bands And Decorators Etc.			
7.	Kottayam	CDPOs	23	84	16
		CWPOs	1	36	1
		CWCs	0	0	0
		AWWs	1758	1825	1668
		Gram Pradhans	50	50	50
		Religious Priests Who May Be Responsible For Performing Marriages	0	0	0
		Service Providers During Marriage Functions Such As Printing Press, Tent Providers, Managers Of Marriage Halls, Caterer, Music Bands And Decorators Etc.	2	2	2
8.	Kozhikode	CDPOs	22	1155	15
		CWPOs	7	152	8
		CWCs	0	0	0
		AWWs	450	4335	26
		Gram Pradhans	0	0	0
		Religious Priests Who May Be Responsible For Performing Marriages	0	0	0
		Service Providers During Marriage Functions Such As Printing	0	0	0

		Press, Tent Providers, Managers Of Marriage Halls, Caterer, Music Bands And Decorators Etc.			
9	Malappuram	CDPOs	2	58	0
		CWPOs	0	0	0
		CWCs	0	0	0
		AWWs	85	5663	97
		Gram Pradhans	25	289	27
		Religious Priests Who May Be Responsible For Performing Marriages	0	0	0
		Service Providers During Marriage Functions Such As Printing Press, Tent Providers, Managers Of Marriage Halls, Caterer, Music Bands And Decorators Etc.	2	57	2
10	Palakkad	CDPOs	13	635	11
		CWPOs	0	0	0
		CWCs	3	32	3
		AWWs	718	3081	149
		Gram Pradhans	0	0	0
		Religious Priests Who May Be Responsible For Performing Marriages	0	0	0

		Service Providers During Marriage Functions Such As Printing Press, Tent Providers, Managers Of Marriage Halls, Caterer, Music Bands And Decorators Etc.	0	0	0
11	Pathanamthitta	CDPOs	18	332	51
		CWPOs	2	20	2
		CWCs	10	600	8
		AWWs	1060	357	50
		Gram Pradhans	0	0	0
		Religious Priests Who May Be Responsible For Performing Marriages	1	10	1
		Service Providers During Marriage Functions Such As Printing Press, Tent Providers, Managers Of Marriage Halls, Caterer, Music Bands And Decorators Etc.	0	0	0
12	Thiruvananthapuram	CDPOs	36	216	4
		CWPOs	0	0	0
		CWCs	0	0	0
		AWWs	72	1740	4
		Gram Pradhans	6	6	1
		Religious Priests	0	0	0

		Who May Be Responsible For Performing Marriages			
		Service Providers During Marriage Functions Such As Printing Press, Tent Providers, Managers Of Marriage Halls, Caterer, Music Bands And Decorators Etc.	0	0	0
13	Thrissur	CDPOs	41	1332	54
		CWPOs	0	0	0
		CWCs	0	0	0
		AWWs	1655	9943	182
		Gram Pradhans	0	0	0
		Religious Priests Who May Be Responsible For Performing Marriages	0	0	0
		Service Providers During Marriage Functions Such As Printing Press, Tent Providers, Managers Of Marriage Halls, Caterer, Music Bands And Decorators Etc.	0	0	0
14	Wayanad	CDPOs	16	57	26
		CWPOs	0	0	0

	CWCs	0	0	0
	AWWs	707	48	26
	Gram Pradhans	21	139	26
	Religious Priests Who May Be Responsible For Performing Marriages	0	0	0
	Service Providers During Marriage Functions Such As Printing Press, Tent Providers, Managers Of Marriage Halls, Caterer, Music Bands And Decorators Etc.	0	0	0
	Total	8447	54551	3009

Activity 3: Identification of vulnerable children

Among the 14 districts, 271 blocks and villages were covered, wherein 1,407 schools were mapped out to identify children absent from school for 30 consecutive days without intimation to the Principal or Headmaster, and it was found that 1,550 children were mapped out. Further, 1,892 school were mapped to identify the number of children who dropped out of school, where 835 Children were mapped out.

S. No.	District	Identification of Vulnerable Children	Number of Children Identified	Total No of Schools Mapped	Number of village/Block etc. Covered
1	Alappuzha	Number of children absent from school consecutively for 30	0	0	0

		days without intimation to the Principal or Headmaster of the school. Rule 2B (2) of CLPRA Rules 2017)			
		Children Who Are Drop Out, Out Of School And Not Attending School Regularly	36	15	7
2	Ernakulam	Number of children absent from school consecutively for 30 days without intimation to the Principal or Headmaster of the school. Rule 2B (2) of CLPRA Rules 2017)	782	215	73
		Children Who Are Drop Out, Out Of School And Not Attending School Regularly	54	24	16
3	Idukki	Number of children absent from school consecutively for 30 days without intimation to the Principal or Headmaster of the school. Rule 2B (2) of CLPRA Rules 2017)	104	0	0
		Children Who Are Drop Out, Out Of School And Not Attending School Regularly	42	0	0
4	Kasaragod	Number of children absent from school consecutively for 30	0	0	0

		days without intimation to the Principal or Headmaster of the school. Rule 2B (2) of CLPRA Rules 2017)			
		Children Who Are Drop Out, Out Of School And Not Attending School Regularly	12	2	2
5	Kannur	Number of children absent from school consecutively for 30 days without intimation to the Principal or Headmaster of the school. Rule 2B (2) of CLPRA Rules 2017)	37	14	13
		Children Who Are Drop Out, Out Of School And Not Attending School Regularly	7	6	6
6	Kollam	Number of children absent from school consecutively for 30 days without intimation to the Principal or Headmaster of the school. Rule 2B (2) of CLPRA Rules 2017)	3	0	1
		Children Who Are Drop Out, Out Of School And Not Attending School Regularly	3	0	0
7	Kottayam	Number of children absent from school consecutively for 30	21	910	11

		days without intimation to the Principal or Headmaster of the school. Rule 2B (2) of CLPRA Rules 2017)			
		Children Who Are Drop Out, Out Of School And Not Attending School Regularly	161	910	0
8	Kozhikode	Number of children absent from school consecutively for 30 days without intimation to the Principal or Headmaster of the school. Rule 2B (2) of CLPRA Rules 2017)	0	4	1
		Children Who Are Drop Out, Out Of School And Not Attending School Regularly	2	5	1
9	Malappuram	Number of children absent from school consecutively for 30 days without intimation to the Principal or Headmaster of the school. Rule 2B (2) of CLPRA Rules 2017)	18	88	0
		Children Who Are Drop Out, Out Of School And Not Attending School Regularly	18	88	0
10	Palakkad	Number of children absent from school consecutively for 30	360	104	0

		days without intimation to the Principal or Headmaster of the school. Rule 2B (2) of CLPRA Rules 2017)			
		Children Who Are Drop Out, Out Of School And Not Attending School Regularly	0	0	0
11	Pathanamthitta	Number of children absent from school consecutively for 30 days without intimation to the Principal or Headmaster of the school. Rule 2B (2) of CLPRA Rules 2017)	0	0	0
		Children Who Are Drop Out, Out Of School And Not Attending School Regularly	29	723	8
12	Thiruvananthapuram	Number of children absent from school consecutively for 30 days without intimation to the Principal or Headmaster of the school. Rule 2B (2) of CLPRA Rules 2017)	0	0	0
		Children Who Are Drop Out, Out Of School And Not Attending School Regularly	0	0	0
13	Thrissur	Number of children absent from school consecutively for 30	66	27	25

		days without intimation to the Principal or Headmaster of the school. Rule 2B (2) of CLPRA Rules 2017)			
		Children Who Are Drop Out, Out Of School And Not Attending School Regularly	148	66	55
14	Wayanad	Number of children absent from school consecutively for 30 days without intimation to the Principal or Headmaster of the school. Rule 2B (2) of CLPRA Rules 2017)	159	45	26
		Children Who Are Drop Out, Out Of School And Not Attending School Regularly	323	53	26
Total			2385	3299	271

MADHYA PRADESH

There are 55 districts in the State of Madhya Pradesh, but the Commission received data only from 47 districts. As per the Commission's instructions/directions, a total of 03 activities were to be conducted in each district.

Activity 1: Awareness Programmes

The data received by the Commission reveals that 27,330 villages/blocks were covered in the 47 districts. A total of 6,25,221 people participated in the programmes wherein 15,632 programme were conducted at Village Panchayat Level, 365 at Block Level, 3,890 at Urban/Ward Level and 191 at Zila Tehsil Level.

S. No.	District	Coverage	Number of Awareness Programs Conducted	Total Participants	Number of village/block covered
1	Agar Malwa	Village Panchayat Level	94	2594	215
		Block Level	16	147	3
		Urban/Ward Level	18	824	14
		Zila Tehsil	5	92	2
2	Alirajpur	Village Panchayat Level	264	4272	523
		Block Level	6	89	6
		Urban/Ward Level	32	372	3
		Zila Tehsil	2	48	1
3	Anuppur	Village Panchayat Level	272	6013	567
		Block Level	4	96	4
		Urban/Ward Level	8	320	4
		Zila Tehsil	6	982	332
4	Ashoknagar	Village Panchayat Level	312	9360	5
		Block Level	8	8340	5
		Urban/Ward Level	48	1260	5
		Zila Tehsil	3	84	14
5	Balaghat	Village Panchayat Level	690	30660	1376
		Block Level	10	269	10
		Urban/Ward Level	6	560	112

		Zila Tehsil	11	97	11
6	Barwani	Village Panchayat Level	352	5380	690
		Block Level	7	635	7
		Urban/Ward Level	155	2827	9
		Zila Tehsil	2	135	7
7	Betul	Village Panchayat Level	556	132235	1380
		Block Level	10	3250	10
		Urban/Ward Level	210	2340	210
		Zila Tehsil	10	520	10
8	Bhind	Village Panchayat Level	14	3665	265
		Block Level	5	171	5
		Urban/Ward Level	13	262	57
		Zila Tehsil	3	156	1
9.	Bhopal	Village Panchayat Level	35	630	2
		Block Level	4	485	2
		Urban/Ward Level	65	2720	2
		Zila Tehsil	6	570	2
10.	Burhanpur	Village Panchayat Level	72	1978	141
		Block Level	8	293	6
		Urban/Ward Level	70	991	5
		Zila Tehsil	3	106	2
11	Chhindwara	Village Panchayat Level	869	10674	1114
		Block Level	29	1932	92
		Urban/Ward Level	473	4733	263

		Zila Tehsil	4	352	13
12	Damoh	Village Panchayat Level	642	6420	407
		Block Level	7	83	7
		Urban/Ward Level	111	988	111
		Zila Tehsil	9	76	9
13	Datia	Village Panchayat Level	167	6014	278
		Block Level	3	271	68
		Urban/Ward Level	66	1872	66
		Zila Tehsil	1	178	20
14	Dewas	Village Panchayat Level	496	5100	6
		Block Level	6	540	6
		Urban/Ward Level	240	4950	6
		Zila Tehsil	1	90	1
15	Dhar	Village Panchayat Level	7	1756	13
		Block Level	5	1455	13
		Urban/Ward Level	1	100	1
		Zila Tehsil	5	800	7
16	Dindori	Village Panchayat Level	50	1930	78
		Block Level	7	840	7
		Urban/Ward Level	9	370	9
		Zila Tehsil	3	230	0
17	Guna	Village Panchayat Level	421	34200	1200
		Block Level	5	500	5
		Urban/Ward Level	121	5121	121

		Zila Tehsil	1	80	8
18	Gwalior	Village Panchayat Level	75	1525	75
		Block Level	13	720	3
		Urban/Ward Level	12	760	4
		Zila Tehsil	15	530	3
19	Harda	Village Panchayat Level	220	11008	220
		Block Level	3	325	3
		Urban/Ward Level	65	3259	65
		Zila Tehsil	2	110	1
20	Hoshangabad	Village Panchayat Level	421	25263	920
		Block Level	7	2167	7
		Urban/Ward Level	155	10865	155
		Zila Tehsil	1	310	1
21	Indore	Village Panchayat Level	312	9360	312
		Block Level	4	750	4
		Urban/Ward Level	85	3315	85
		Zila Tehsil	10	630	10
22	Jabalpur	Village Panchayat Level	150	3900	300
		Block Level	15	2190	7
		Urban/Ward Level	10	1150	1
		Zila Tehsil	5	710	1
23	Jhabua	Village Panchayat Level	350	10500	315
		Block Level	6	350	6
		Urban/Ward Level	20	600	30

		Zila Tehsil	4	1250	40
24.	Katni	Village Panchayat Level	402	12452	969
		Block Level	6	573	6
		Bhind Urban/Ward Level	90	2340	3
		Zila Tehsil	5	690	5
25	Khandwa	Village Panchayat Level	165	1650	125
		Block Level	7	350	7
		Urban/Ward Level	50	1500	50
		Zila Tehsil	6	800	6
26	Khargone	Village Panchayat Level	325	3042	325
		Block Level	10	980	10
		Urban/Ward Level	22	630	22
		Zila Tehsil	1	480	1
27	Mandla	Village Panchayat Level	271	9756	384
		Block Level	21	757	9
		Urban/Ward Level	42	2016	47
		Zila Tehsil	2	132	1
28	Mandsaur	Village Panchayat Level	468	7020	468
		Block Level	5	176	5
		Urban/Ward Level	40	648	16
		Zila Tehsil	1	76	1
29.	Morena	Village Panchayat Level	330	7590	468
		Block Level	7	2800	468
		Urban/Ward Level	154	3850	6

		Zila Tehsil	6	2500	1
30.	Narsinghpur	Village Panchayat Level	1180	10230	1049
		Block Level	6	820	6
		Urban/Ward Level	148	3208	6
		Zila Tehsil	1	28	1
31.	Neemuch	Village Panchayat Level	980	8551	745
		Block Level	4	72	3
		Urban/Ward Level	28	276	27
		Zila Tehsil	1	52	1
32	Niwari	Village Panchayat Level	18	2500	120
		Block Level	10	1000	40
		Urban/Ward Level	25	1000	55
		Zila Tehsil	15	800	25
33	Panna	Village Panchayat Level	386	15495	1033
		Block Level	5	350	5
		Urban/Ward Level	118	2950	118
		Zila Tehsil	1	160	1
34	Raisen	Village Panchayat Level	946	8522	891
		Block Level	15	912	43
		Urban/Ward Level	342	3695	62
		Zila Tehsil	8	178	8
35	Rajgarh	Village Panchayat Level	622	15444	900
		Block Level	6	300	250
		Urban/Ward Level	216	6700	6

		Zila Tehsil	1	250	300
36	Ratlam	Village Panchayat Level	174	3828	174
		Block Level	6	390	6
		Urban/Ward Level	22	660	8
		Zila Tehsil	1	450	2
37	Rewa	Village Panchayat Level	191	2101	191
		Block Level	9	504	9
		Urban/Ward Level	16	297	16
		Zila Tehsil	1	67	1
38	Satna	Village Panchayat Level	695	6864	716
		Block Level	8	813	8
		Urban/Ward Level	220	612	220
		Zila Tehsil	2	226	2
39	Shahdol	Village Panchayat Level	255	1798	518
		Block Level	5	184	5
		Urban/Ward Level	5	165	5
		Zila Tehsil	3	257	3
40	Shajapur	Village Panchayat Level	326	3912	603
		Block Level	4	144	4
		Urban/Ward Level	14	1276	4
		Zila Tehsil	6	709	578
41	Sheopur	Village Panchayat Level	136	3916	3
		Block Level	3	249	3
		Urban/Ward Level	50	1121	3

		Zila Tehsil	1	311	3
42	Shivpuri	Village Panchayat Level	214	9450	232
		Block Level	19	735	9
		Urban/Ward Level	80	360	72
		Zila Tehsil	6	255	1
43	Sidhi	Village Panchayat Level	400	950	976
		Block Level	5	715	5
		Urban/Ward Level	69	959	7
		Zila Tehsil	7	500	5
44	Singrauli	Village Panchayat Level	35	850	3
		Block Level	1	250	1
		Urban/Ward Level	5	215	1
		Zila Tehsil	0	0	0
45	Tikamgarh	Village Panchayat Level	50	5000	85
		Block Level	3	2500	14
		Urban/Ward Level	12	4000	1
		Zila Tehsil	1	300	1
46	Ujjain	Village Panchayat Level	7	352	620
		Block Level	6	190	12
		Urban/Ward Level	9	370	198
		Zila Tehsil	1	45	0
47	Umaria	Village Panchayat Level	215	6450	317
		Block Level	6	270	3
		Urban/Ward Level	120	4200	60

	Zila Tehsil	2	120	2
TOTAL		20078	625221	27330

Activity 2: Meetings of Officials/ Functionaries

The number of meetings held by the officials and functionaries were 22,064. The total numbers of participants in these meetings were 2,90,696 among 86,504 blocks/villages.

S. No.	District	Meetings with Officials/Functionaries	Number of Meetings Held	Total Officials Participated	Number of village/ Block etc. Covered
1	Agar Malwa	CDPOs	2	8	4
		CWPOs	1	18	4
		CWCs	2	10	1
		AWWs	44	700	395
		Gram Pradhans	80	601	59
		Religious Priests Who May Be Responsible For Performing Marriages	25	182	5
		Service Providers During Marriage Functions Such As Printing Press, Tent Providers, Managers Of Marriage Halls, Caterer, Music Bands And Decorators Etc.	12	400	1
2	Alirajpur	CDPOs	4	56	6
		CWPOs	0	0	0
		CWCs	2	12	6
		AWWs	6	2211	6

		Gram Pradhans	6	392	6
		Religious Priests Who May Be Responsible For Performing Marriages	6	13	6
		Service Providers During Marriage Functions Such As Printing Press, Tent Providers, Managers Of Marriage Halls, Caterer, Music Bands And Decorators Etc.	1	14	1
3	Anuppur	CDPOs	4	167	4
		CWPOs	1	48	4
		CWCs	1	15	0
		AWWs	1149	22980	598
		Gram Pradhans	0	0	0
		Religious Priests Who May Be Responsible For Performing Marriages	1	12	4
		Service Providers During Marriage Functions Such As Printing Press, Tent Providers, Managers Of Marriage Halls, Caterer, Music Bands And Decorators Etc.	1	27	4
4	Ashoknagar	CDPOs	4	28	322
		CWPOs	1	15	5

		CWCs	1	17	1
		AWWs	52	2221	5
		Gram Pradhans	322	1500	322
		Religious Priests Who May Be Responsible For Performing Marriages	1	38	5
		Service Providers During Marriage Functions Such As Printing Press, Tent Providers, Managers Of Marriage Halls, Caterer, Music Bands And Decorators Etc.	2	78	5
5	Balaghat	CDPOs	11	275	1376
		CWPOs	11	24	10
		CWCs	2	15	10
		AWWs	96	2555	2555
		Gram Pradhans	690	690	1376
		Religious Priests Who May Be Responsible For Performing Marriages	11	110	10
		Service Providers During Marriage Functions Such As Printing Press, Tent Providers, Managers Of Marriage Halls, Caterer, Music Bands And Decorators Etc.	11	97	1386

6	Barwani	CDPOs	1	8	7
		CWPOs	1	15	7
		CWCs	1	10	7
		AWWs	63	1784	7
		Gram Pradhans	389	10317	7
		Religious Priests Who May Be Responsible For Performing Marriages	1	182	7
7	Betul	Service Providers During Marriage Functions Such As Printing Press, Tent Providers, Managers Of Marriage Halls, Caterer, Music Bands And Decorators Etc.	1	72	7
		CDPOs	1	20	1380
		CWPOs	1	25	10
		CWCs	1	10	1
		AWWs	1	2352	1380
		Gram Pradhans	1	556	556
		Religious Priests Who May Be Responsible For Performing Marriages	1	210	748
		Service Providers During Marriage Functions Such As Printing Press, Tent Providers, Managers Of Marriage Halls, Caterer, Music	1	80	0

		Bands And Decorators Etc.			
8	Bhind	CDPOs	5	10	206
		CWPOs	2	21	207
		CWCs	5	10	1
		AWWs	17	2016	2012
		Gram Pradhans	226	3616	226
		Religious Priests Who May Be Responsible For Performing Marriages	2	97	5
		Service Providers During Marriage Functions Such As Printing Press, Tent Providers, Managers Of Marriage Halls, Caterer, Music Bands And Decorators Etc.	6	248	6
9.	Bhopal	CDPOs	6	60	2
		CWPOs	2	45	2
		CWCs	2	4	2
		AWWs	85	1872	2
		Gram Pradhans	15	72	3
		Religious Priests Who May Be Responsible For Performing Marriages	3	65	2
		Service Providers During Marriage Functions Such As Printing Press, Tent Providers, Managers Of	3	90	2

		Marriage Halls, Caterer, Music Bands And Decorators Etc.			
10.	Burhanpur	CDPOs	26	667	172
		CWPOs	6	220	2
		CWCs	5	72	5
		AWWs	298	3991	221
		Gram Pradhans	108	1976	2
		Religious Priests Who May Be Responsible For Performing Marriages	10	20	25
		Service Providers During Marriage Functions Such As Printing Press, Tent Providers, Managers Of Marriage Halls, Caterer, Music Bands And Decorators Etc.	13	61	35
11	Chhindwara	CDPOs	38	657	456
		CWPOs	4	10	5
		CWCs	4	13	3
		AWWs	2141	17079	1595
		Gram Pradhans	408	3604	933
		Religious Priests Who May Be Responsible For Performing Marriages	49	526	210
		Service Providers During Marriage Functions Such As Printing Press,	33	260	377

		Tent Providers, Managers Of Marriage Halls, Caterer, Music Bands And Decorators Etc.			
12	Damoh	CDPOs	4	8	8
		CWPOs	2	21	22
		CWCs	3	4	8
		AWWs	8	1742	8
		Gram Pradhans	0	0	0
		Religious Priests Who May Be Responsible For Performing Marriages	1	27	8
		Service Providers During Marriage Functions Such As Printing Press, Tent Providers, Managers Of Marriage Halls, Caterer, Music Bands And Decorators Etc.	1	13	8
13	Datia	CDPOs	18	94	18
		CWPOs	22	254	32
		CWCs	3	78	5
		AWWs	263	3254	263
		Gram Pradhans	16	325	16
		Religious Priests Who May Be Responsible For Performing Marriages	8	78	3
		Service Providers During Marriage	5	26	3

		Functions Such As Printing Press, Tent Providers, Managers Of Marriage Halls, Caterer, Music Bands And Decorators Etc.			
14	Dewas	CDPOs	1	82	6
		CWPOs	1	82	6
		CWCs	1	82	6
		AWWs	65	3720	6
		Gram Pradhans	65	480	6
		Religious Priests Who May Be Responsible For Performing Marriages	9	750	6
		Service Providers During Marriage Functions Such As Printing Press, Tent Providers, Managers Of Marriage Halls, Caterer, Music Bands And Decorators Etc.	9	750	6
15	Dhar	CDPOs	2	25	13
		CWPOs	2	25	13
		CWCs	1	20	13
		AWWs	5	3858	13
		Gram Pradhans	5	764	13
		Religious Priests Who May Be Responsible For Performing Marriages	2	55	13

		Service Providers During Marriage Functions Such As Printing Press, Tent Providers, Managers Of Marriage Halls, Caterer, Music Bands And Decorators Etc.	2	55	13
16	Dindori	CDPOs	9	73	0
		CWPOs	9	28	0
		CWCs	2	4	0
		AWWs	50	330	0
		Gram Pradhans	9	9	0
		Religious Priests Who May Be Responsible For Performing Marriages	0	0	0
		Service Providers During Marriage Functions Such As Printing Press, Tent Providers, Managers Of Marriage Halls, Caterer, Music Bands And Decorators Etc.	2	0	0
17	Guna	CDPOs	1	6	6
		CWPOs	1	20	20
		CWCs	1	1	1
		AWWs	51	1600	1200
		Gram Pradhans	5	421	1200
		Religious Priests Who May Be Responsible For	5	25	5

		Performing Marriages			
		Service Providers During Marriage Functions Such As Printing Press, Tent Providers, Managers Of Marriage Halls, Caterer, Music Bands And Decorators Etc.	5	30	5
18	Gwalior	CDPOs	2	40	1
		CWPOs	2	40	1
		CWCs	2	40	1
		AWWs	123	1560	3
		Gram Pradhans	30	560	30
		Religious Priests Who May Be Responsible For Performing Marriages	1	25	1
		Service Providers During Marriage Functions Such As Printing Press, Tent Providers, Managers Of Marriage Halls, Caterer, Music Bands And Decorators Etc.	1	26	1
19	Harda	CDPOs	5	410	50
		CWPOs	2	150	8
		CWCs	0	0	0
		AWWs	699	8000	220
		Gram Pradhans	0	0	0
		Religious Priests	1	100	20

		Who May Be Responsible For Performing Marriages			
		Service Providers During Marriage Functions Such As Printing Press, Tent Providers, Managers Of Marriage Halls, Caterer, Music Bands And Decorators Etc.	1	80	2
20	Hoshangabad	CDPOs	3	9	9
		CWPOs	1	16	16
		CWCs	1	4	1
		AWWs	2	1760	1075
		Gram Pradhans	1	421	421
		Religious Priests Who May Be Responsible For Performing Marriages	1	115	7
		Service Providers During Marriage Functions Such As Printing Press, Tent Providers, Managers Of Marriage Halls, Caterer, Music Bands And Decorators Etc.	1	275	7
21	Indore	CDPOs	1	15	4
		CWPOs	1	15	4
		CWCs	1	3	1
		AWWs	1836	14220	312

		Gram Pradhans	334	3300	334
		Religious Priests Who May Be Responsible For Performing Marriages	6	138	15
		Service Providers During Marriage Functions Such As Printing Press, Tent Providers, Managers Of Marriage Halls, Caterer, Music Bands And Decorators Etc.	8	129	19
22	Jabalpur	CDPOs	13	91	7
		CWPOs	1	40	7
		CWCs	1	5	1
		AWWs	13	2483	7
		Gram Pradhans	0	0	0
		Religious Priests Who May Be Responsible For Performing Marriages	13	400	7
		Service Providers During Marriage Functions Such As Printing Press, Tent Providers, Managers Of Marriage Halls, Caterer, Music Bands And Decorators Etc.	13	100	7
23	Jhabua	CDPOs	2	82	6
		CWPOs	1	50	6

		CWCs	1	6	0
		AWWs	6	2500	112
		Gram Pradhans	3	150	95
		Religious Priests Who May Be Responsible For Performing Marriages	1	20	4
		Service Providers During Marriage Functions Such As Printing Press, Tent Providers, Managers Of Marriage Halls, Caterer, Music Bands And Decorators Etc.	1	95	8
24.	Katni	CDPOs	4	122	6
		CWPOs	2	167	6
		CWCs	2	59	6
		AWWs	61	3120	969
		Gram Pradhans	156	1560	969
		Religious Priests Who May Be Responsible For Performing Marriages	61	208	969
		Service Providers During Marriage Functions Such As Printing Press, Tent Providers, Managers Of Marriage Halls, Caterer, Music Bands And Decorators Etc.	61	603	969

25	Khandwa	CDPOs	1	120	7
		CWPOs	1	50	7
		CWCs	1	7	7
		AWWs	5	655	95
		Gram Pradhans	2	50	35
		Religious Priests Who May Be Responsible For Performing Marriages	1	35	2
		Service Providers During Marriage Functions Such As Printing Press, Tent Providers, Managers Of Marriage Halls, Caterer, Music Bands And Decorators Etc.	1	60	7
26	Khargone	CDPOs	5	60	10
		CWPOs	2	50	10
		CWCs	1	20	1
		AWWs	11	1930	1500
		Gram Pradhans	20	2022	450
		Religious Priests Who May Be Responsible For Performing Marriages	1	200	10
		Service Providers During Marriage Functions Such As Printing Press, Tent Providers, Managers Of Marriage Halls, Caterer, Music	1	230	10

		Bands And Decorators Etc.			
27	Mandla	CDPOs	4	472	322
		CWPOs	1	480	16
		CWCs	2	10	1
		AWWs	1	1702	34040
		Gram Pradhans	1	427	427
		Religious Priests Who May Be Responsible For Performing Marriages	1	20	20
		Service Providers During Marriage Functions Such As Printing Press, Tent Providers, Managers Of Marriage Halls, Caterer, Music Bands And Decorators Etc.	1	22	22
28	Mandsaur	CDPOs	4	76	5
		CWPOs	0	0	0
		CWCs	1	5	1
		AWWs	9	1540	468
		Gram Pradhans	468	7121	468
		Religious Priests Who May Be Responsible For Performing Marriages	1	68	1
		Service Providers During Marriage Functions Such As Printing Press, Tent Providers, Managers Of	1	68	1

		Marriage Halls, Caterer, Music Bands And Decorators Etc.			
29.	Morena	CDPOs	6	250	200
		CWPOs	2	21	200
		CWCs	2	45	11
		AWWs	1	660	20
		Gram Pradhans	0	0	0
		Religious Priests Who May Be Responsible For Performing Marriages	1	22	1
		Service Providers During Marriage Functions Such As Printing Press, Tent Providers, Managers Of Marriage Halls, Caterer, Music Bands And Decorators Etc.	1	28	1
30.	Narsinghpur	CDPOs	1	6	6
		CWPOs	1	18	6
		CWCs	1	5	6
		AWWs	1	300	213
		Gram Pradhans	0	0	0
		Religious Priests Who May Be Responsible For Performing Marriages	1	44	6
		Service Providers During Marriage Functions Such As Printing Press,	1	38	6

		Tent Providers, Managers Of Marriage Halls, Caterer, Music Bands And Decorators Etc.			
31.	Neemuch	CDPOs	4	22	0
		CWPOs	1	8	0
		CWCs	2	8	0
		AWWs	7	2250	0
		Gram Pradhans	1	32	0
		Religious Priests Who May Be Responsible For Performing Marriages	1	16	0
		Service Providers During Marriage Functions Such As Printing Press, Tent Providers, Managers Of Marriage Halls, Caterer, Music Bands And Decorators Etc.	1	22	0
32	Niwari	CDPOs	5	75	30
		CWPOs	10	400	45
		CWCs	2	50	50
		AWWs	100	1500	100
		Gram Pradhans	50	500	50
		Religious Priests Who May Be Responsible For Performing Marriages	1	10	5
		Service Providers During Marriage	3	300	45

		Functions Such As Printing Press, Tent Providers, Managers Of Marriage Halls, Caterer, Music Bands And Decorators Etc.			
33	Panna	CDPOs	6	90	6
		CWPOs	1	14	14
		CWCs	4	60	5
		AWWs	1492	37300	386
		Gram Pradhans	386	1930	386
		Religious Priests Who May Be Responsible For Performing Marriages	45	450	5
		Service Providers During Marriage Functions Such As Printing Press, Tent Providers, Managers Of Marriage Halls, Caterer, Music Bands And Decorators Etc.	20	350	5
34	Raisen	CDPOs	33	1262	216
		CWPOs	7	18	216
		CWCs	1	2	7
		AWWs	896	11026	989
		Gram Pradhans	263	4147	597
		Religious Priests Who May Be Responsible For Performing Marriages	19	313	83

		Service Providers During Marriage Functions Such As Printing Press, Tent Providers, Managers Of Marriage Halls, Caterer, Music Bands And Decorators Etc.	46	207	45
35	Rajgarh	CDPOs	2	40	10
		CWPOs	1	21	21
		CWCs	4	5	5
		AWWs	2	2000	1000
		Gram Pradhans	1	600	1200
		Religious Priests Who May Be Responsible For Performing Marriages	10	2500	56
		Service Providers During Marriage Functions Such As Printing Press, Tent Providers, Managers Of Marriage Halls, Caterer, Music Bands And Decorators Etc.	1	40	40
36	Ratlam	CDPOs	6	60	6
		CWPOs	1	17	1
		CWCs	0	0	0
		AWWs	1243	8701	1243
		Gram Pradhans	0	0	0
		Religious Priests Who May Be Responsible For	0	0	0

		Performing Marriages			
		Service Providers During Marriage Functions Such As Printing Press, Tent Providers, Managers Of Marriage Halls, Caterer, Music Bands And Decorators Etc.	0	0	0
37	Rewa	CDPOs	15	463	9
		CWPOs	6	276	1
		CWCs	1	47	1
		AWWs	129	774	9
		Gram Pradhans	8	324	4
		Religious Priests Who May Be Responsible For Performing Marriages	14	51	9
		Service Providers During Marriage Functions Such As Printing Press, Tent Providers, Managers Of Marriage Halls, Caterer, Music Bands And Decorators Etc.	13	59	9
38	Satna	CDPOs	9	138	8
		CWPOs	1	25	8
		CWCs	1	17	8
		AWWs	3034	1809	8
		Gram Pradhans	73	1766	8
		Religious Priests	2	38	8

		Who May Be Responsible For Performing Marriages			
		Service Providers During Marriage Functions Such As Printing Press, Tent Providers, Managers Of Marriage Halls, Caterer, Music Bands And Decorators Etc.	8	126	8
39	Shahdol	CDPOs	5	276	68
		CWPOs	4	143	26
		CWCs	4	143	21
		AWWs	62	1573	1622
		Gram Pradhans	2	1798	327
		Religious Priests Who May Be Responsible For Performing Marriages	2	172	2
		Service Providers During Marriage Functions Such As Printing Press, Tent Providers, Managers Of Marriage Halls, Caterer, Music Bands And Decorators Etc.	6	270	6
40	Shajapur	CDPOs	3	33	4
		CWPOs	1	55	4
		CWCs	2	5	1
		AWWs	38	1054	603

		Gram Pradhans	5	312	512
		Religious Priests Who May Be Responsible For Performing Marriages	3	138	500
		Service Providers During Marriage Functions Such As Printing Press, Tent Providers, Managers Of Marriage Halls, Caterer, Music Bands And Decorators Etc.	2	46	2
41	Sheopur	CDPOs	12	126	3
		CWPOs	3	61	3
		CWCs	6	89	2
		AWWs	225	841	3
		Gram Pradhans	71	311	3
		Religious Priests Who May Be Responsible For Performing Marriages	12	46	3
		Service Providers During Marriage Functions Such As Printing Press, Tent Providers, Managers Of Marriage Halls, Caterer, Music Bands And Decorators Etc.	36	321	3
42	Shivpuri	CDPOs	15	224	9
		CWPOs	10	325	29

		CWCs	3	5	1
		AWWs	15	2408	2408
		Gram Pradhans	35	605	605
		Religious Priests Who May Be Responsible For Performing Marriages	2	94	6
		Service Providers During Marriage Functions Such As Printing Press, Tent Providers, Managers Of Marriage Halls, Caterer, Music Bands And Decorators Etc.	4	95	4
43	Sidhi	CDPOs	7	190	5
		CWPOs	74	170	5
		CWCs	5	200	7
		AWWs	65	1903	904
		Gram Pradhans	400	1450	400
		Religious Priests Who May Be Responsible For Performing Marriages	5	410	5
		Service Providers During Marriage Functions Such As Printing Press, Tent Providers, Managers Of Marriage Halls, Caterer, Music Bands And Decorators Etc.	5	450	5

44	Singrauli	CDPOs	3	18	3
		CWPOs	1	25	3
		CWCs	12	60	1
		AWWs	54	850	3
		Gram Pradhans	0	0	0
		Religious Priests Who May Be Responsible For Performing Marriages	1	8	1
		Service Providers During Marriage Functions Such As Printing Press, Tent Providers, Managers Of Marriage Halls, Caterer, Music Bands And Decorators Etc.	3	32	3
45	Tikamgarh	CDPOs	2	150	3
		CWPOs	1	50	2
		CWCs	1	25	5
		AWWs	3	1200	3
		Gram Pradhans	500	20	3
		Religious Priests Who May Be Responsible For Performing Marriages	1	10	1
		Service Providers During Marriage Functions Such As Printing Press, Tent Providers, Managers Of Marriage Halls, Caterer, Music	1	25	50

		Bands And Decorators Etc.			
46	Ujjain	CDPOs	1	15	0
		CWPOs	1	27	0
		CWCs	1	5	0
		AWWs	1	2120	1140
		Gram Pradhans	1	610	610
		Religious Priests Who May Be Responsible For Performing Marriages	6	97	0
		Service Providers During Marriage Functions Such As Printing Press, Tent Providers, Managers Of Marriage Halls, Caterer, Music Bands And Decorators Etc.	6	412	0
47	Umaria	CDPOs	26	1950	622
		CWPOs	20	1430	312
		CWCs	3	110	1
		AWWs	763	9156	763
		Gram Pradhans	234	3510	234
		Religious Priests Who May Be Responsible For Performing Marriages	3	45	3
		Service Providers During Marriage Functions Such As Printing Press, Tent Providers, Managers Of	2	115	2

	Marriage Halls, Caterer, Music Bands And Decorators Etc.			
TOTAL		22064	290696	86504

Activity 3: Identification of Vulnerable Children

Among the 47 districts, 19,387 blocks and villages were covered, wherein 23,430 schools were mapped out to identify children absent from school for 30 consecutive days without intimation to the Principal or Headmaster, and it was found that 42,840 numbers of children were mapped out. Further, 92007 schools were mapped to identify the number of children who dropped out of school, where 56,566 children were mapped out.

S. No.	District	Identification of Vulnerable Children	Number of Children Identified	Total No of Schools Mapped	Number of village/ Block etc. Covered
1	Agar Malwa	Number of children absent from school consecutively for 30 days without intimation to the Principal or Headmaster of the school. Rule 2B (2) of CLPRA Rules 2017)	1497	1097	4
		Children Who Are Drop Out, Out Of School And Not Attending School Regularly	819	1097	4
2	Alirajpur	Number of	0	0	0

		children absent from school consecutively for 30 days without intimation to the Principal or Headmaster of the school. Rule 2B (2) of CLPRA Rules 2017)			
		Children Who Are Drop Out, Out Of School And Not Attending School Regularly	6043	427	6
3	Anuppur	Number of children absent from school consecutively for 30 days without intimation to the Principal or Headmaster of the school. Rule 2B (2) of CLPRA Rules 2017)	0	139	4
		Children Who Are Drop Out, Out Of School And Not Attending School Regularly	282	139	4
4	Ashoknagar	Number of children absent from school consecutively for 30 days without intimation to the Principal or Headmaster of the school. Rule 2B	1350	665	4

		(2) of CLPRA Rules 2017)			
		Children Who Are Drop Out, Out Of School And Not Attending School Regularly	268	42	4
5	Balaghat	Number of children absent from school consecutively for 30 days without intimation to the Principal or Headmaster of the school. Rule 2B (2) of CLPRA Rules 2017)	4365	1538	10
		Children Who Are Drop Out, Out Of School And Not Attending School Regularly	539	463	10
6	Barwani	Number of children absent from school consecutively for 30 days without intimation to the Principal or Headmaster of the school. Rule 2B (2) of CLPRA Rules 2017)	0	0	0
		Children Who Are Drop Out, Out Of School And Not Attending School Regularly	5723	689	7

7	Betul	Number of children absent from school consecutively for 30 days without intimation to the Principal or Headmaster of the school. Rule 2B (2) of CLPRA Rules 2017)	0	0	0
		Children Who Are Drop Out, Out Of School And Not Attending School Regularly	1633	366	366
8	Bhind	Number of children absent from school consecutively for 30 days without intimation to the Principal or Headmaster of the school. Rule 2B (2) of CLPRA Rules 2017)	158	89	5
		Children Who Are Drop Out, Out Of School And Not Attending School Regularly	256	96	5
9.	Bhopal	Number of children absent from school consecutively for 30 days without intimation to the Principal or Headmaster of the	517	84	2

		school. Rule 2B (2) of CLPRA Rules 2017)			
		Children Who Are Drop Out, Out Of School And Not Attending School Regularly	913	84	2
10.	Burhanpur	Number of children absent from school consecutively for 30 days without intimation to the Principal or Headmaster of the school. Rule 2B (2) of CLPRA Rules 2017)	1132	90	2
		Children Who Are Drop Out, Out Of School And Not Attending School Regularly	2768	90	2
11	Chhindwara	Number of children absent from school consecutively for 30 days without intimation to the Principal or Headmaster of the school. Rule 2B (2) of CLPRA Rules 2017)	19	86	135
		Children Who Are Drop Out, Out Of School And Not Attending School Regularly	52	86	135

12	Damoh	Number of children absent from school consecutively for 30 days without intimation to the Principal or Headmaster of the school. Rule 2B (2) of CLPRA Rules 2017)	6768	1692	1692
		Children Who Are Drop Out, Out Of School And Not Attending School Regularly	1033	1692	1692
13	Datia	Number of children absent from school consecutively for 30 days without intimation to the Principal or Headmaster of the school. Rule 2B (2) of CLPRA Rules 2017)	934	122	3
		Children Who Are Drop Out, Out Of School And Not Attending School Regularly	2410	122	3
14	Dewas	Number of children absent from school consecutively for 30 days without intimation to the Principal or Headmaster of the	0	183	6

		school. Rule 2B (2) of CLPRA Rules 2017)			
		Children Who Are Drop Out, Out Of School And Not Attending School Regularly	583	183	6
15	Dhar	Number of children absent from school consecutively for 30 days without intimation to the Principal or Headmaster of the school. Rule 2B (2) of CLPRA Rules 2017)	0	0	0
		Children Who Are Drop Out, Out Of School And Not Attending School Regularly	10852	10852	13
16	Dindori	Number of children absent from school consecutively for 30 days without intimation to the Principal or Headmaster of the school. Rule 2B (2) of CLPRA Rules 2017)	0	0	0
		Children Who Are Drop Out, Out Of School And Not Attending School Regularly	0	0	0

17	Guna	Number of children absent from school consecutively for 30 days without intimation to the Principal or Headmaster of the school. Rule 2B (2) of CLPRA Rules 2017)	120	126	1200
		Children Who Are Drop Out, Out Of School And Not Attending School Regularly	1250	126	1200
18	Gwalior	Number of children absent from school consecutively for 30 days without intimation to the Principal or Headmaster of the school. Rule 2B (2) of CLPRA Rules 2017)	678	1425	6
		Children Who Are Drop Out, Out Of School And Not Attending School Regularly	1128	1425	26
19	Harda	Number of children absent from school consecutively for 30 days without intimation to the Principal or Headmaster of the	3	1150	220

		school. Rule 2B (2) of CLPRA Rules 2017)			
		Children Who Are Drop Out, Out Of School And Not Attending School Regularly	4	1150	220
20	Hoshangabad	Number of children absent from school consecutively for 30 days without intimation to the Principal or Headmaster of the school. Rule 2B (2) of CLPRA Rules 2017)	1137	83	831
		Children Who Are Drop Out, Out Of School And Not Attending School Regularly	841	81	742
21	Indore	Number of children absent from school consecutively for 30 days without intimation to the Principal or Headmaster of the school. Rule 2B (2) of CLPRA Rules 2017)	0	4726	4
		Children Who Are Drop Out, Out Of School And Not Attending School Regularly	0	63065	4

22	Jabalpur	Number of children absent from school consecutively for 30 days without intimation to the Principal or Headmaster of the school. Rule 2B (2) of CLPRA Rules 2017)	250	550	7
		Children Who Are Drop Out, Out Of School And Not Attending School Regularly	762	550	7
23	Jhabua	Number of children absent from school consecutively for 30 days without intimation to the Principal or Headmaster of the school. Rule 2B (2) of CLPRA Rules 2017)	10908	1528	6
		Children Who Are Drop Out, Out Of School And Not Attending School Regularly	2367	522	6
24.	Katni	Number of children absent from school consecutively for 30 days without intimation to the Principal or Headmaster of the	287	172	143

		school. Rule 2B (2) of CLPRA Rules 2017)			
		Children Who Are Drop Out, Out Of School And Not Attending School Regularly	586	202	192
25	Khandwa	Number of children absent from school consecutively for 30 days without intimation to the Principal or Headmaster of the school. Rule 2B (2) of CLPRA Rules 2017)	0	0	7
		Children Who Are Drop Out, Out Of School And Not Attending School Regularly	0	0	7
26	Khargone	Number of children absent from school consecutively for 30 days without intimation to the Principal or Headmaster of the school. Rule 2B (2) of CLPRA Rules 2017)	0	0	0
		Children Who Are Drop Out, Out Of School And Not Attending School Regularly	0	0	0

27	Mandla	Number of children absent from school consecutively for 30 days without intimation to the Principal or Headmaster of the school. Rule 2B (2) of CLPRA Rules 2017)	949	2613	1221
		Children Who Are Drop Out, Out Of School And Not Attending School Regularly	949	2613	1221
28	Mandsaur	Number of children absent from school consecutively for 30 days without intimation to the Principal or Headmaster of the school. Rule 2B (2) of CLPRA Rules 2017)	0	0	0
		Children Who Are Drop Out, Out Of School And Not Attending School Regularly	138	40	40
29.	Morena	Number of children absent from school consecutively for 30 days without intimation to the Principal or Headmaster of the	142	2183	7

		school. Rule 2B (2) of CLPRA Rules 2017)			
		Children Who Are Drop Out, Out Of School And Not Attending School Regularly	338	2183	7
30.	Narsinghpur	Number of children absent from school consecutively for 30 days without intimation to the Principal or Headmaster of the school. Rule 2B (2) of CLPRA Rules 2017)	156	72	72
		Children Who Are Drop Out, Out Of School And Not Attending School Regularly	156	72	72
31.	Neemuch	Number of children absent from school consecutively for 30 days without intimation to the Principal or Headmaster of the school. Rule 2B (2) of CLPRA Rules 2017)	0	0	0
		Children Who Are Drop Out, Out Of School And Not Attending School Regularly	1391	0	0

32	Niwari	Number of children absent from school consecutively for 30 days without intimation to the Principal or Headmaster of the school. Rule 2B (2) of CLPRA Rules 2017)	45	50	75
		Children Who Are Drop Out, Out Of School And Not Attending School Regularly	120	28	50
33	Panna	Number of children absent from school consecutively for 30 days without intimation to the Principal or Headmaster of the school. Rule 2B (2) of CLPRA Rules 2017)	35	21	21
		Children Who Are Drop Out, Out Of School And Not Attending School Regularly	352	132	132
34	Raisen	Number of children absent from school consecutively for 30 days without intimation to the Principal or Headmaster of the	0	185	7

		school. Rule 2B (2) of CLPRA Rules 2017)			
		Children Who Are Drop Out, Out Of School And Not Attending School Regularly	469	271	94
35	Rajgarh	Number of children absent from school consecutively for 30 days without intimation to the Principal or Headmaster of the school. Rule 2B (2) of CLPRA Rules 2017)	4079	343	343
		Children Who Are Drop Out, Out Of School And Not Attending School Regularly	4079	343	343
36	Ratlam	Number of children absent from school consecutively for 30 days without intimation to the Principal or Headmaster of the school. Rule 2B (2) of CLPRA Rules 2017)	0	0	0
		Children Who Are Drop Out, Out Of School And Not Attending School Regularly	0	0	0

37	Rewa	Number of children absent from school consecutively for 30 days without intimation to the Principal or Headmaster of the school. Rule 2B (2) of CLPRA Rules 2017)	1493	0	9
		Children Who Are Drop Out, Out Of School And Not Attending School Regularly	1493	0	9
38	Satna	Number of children absent from school consecutively for 30 days without intimation to the Principal or Headmaster of the school. Rule 2B (2) of CLPRA Rules 2017)	1409	335	345
		Children Who Are Drop Out, Out Of School And Not Attending School Regularly	823	210	243
39	Shahdol	Number of children absent from school consecutively for 30 days without intimation to the Principal or Headmaster of the	0	0	0

		school. Rule 2B (2) of CLPRA Rules 2017)			
		Children Who Are Drop Out, Out Of School And Not Attending School Regularly	529	312	317
40	Shajapur	Number of children absent from school consecutively for 30 days without intimation to the Principal or Headmaster of the school. Rule 2B (2) of CLPRA Rules 2017)	0	0	0
		Children Who Are Drop Out, Out Of School And Not Attending School Regularly	426	399	300
41	Sheopur	Number of children absent from school consecutively for 30 days without intimation to the Principal or Headmaster of the school. Rule 2B (2) of CLPRA Rules 2017)	0	36	3
		Children Who Are Drop Out, Out Of School And Not Attending School Regularly	47	21	3

42	Shivpuri	Number of children absent from school consecutively for 30 days without intimation to the Principal or Headmaster of the school. Rule 2B (2) of CLPRA Rules 2017)	793	217	2267
		Children Who Are Drop Out, Out Of School And Not Attending School Regularly	967	217	2267
43	Sidhi	Number of children absent from school consecutively for 30 days without intimation to the Principal or Headmaster of the school. Rule 2B (2) of CLPRA Rules 2017)	220	50	5
		Children Who Are Drop Out, Out Of School And Not Attending School Regularly	410	40	5
44	Singrauli	Number of children absent from school consecutively for 30 days without intimation to the Principal or Headmaster of the	112	7	3

		school. Rule 2B (2) of CLPRA Rules 2017)			
		Children Who Are Drop Out, Out Of School And Not Attending School Regularly	112	7	3
45	Tikamgarh	Number of children absent from school consecutively for 30 days without intimation to the Principal or Headmaster of the school. Rule 2B (2) of CLPRA Rules 2017)	0	25	3
		Children Who Are Drop Out, Out Of School And Not Attending School Regularly	12	30	3
46	Ujjain	Number of children absent from school consecutively for 30 days without intimation to the Principal or Headmaster of the school. Rule 2B (2) of CLPRA Rules 2017)	3284	848	542
		Children Who Are Drop Out, Out Of School And Not Attending School Regularly	2295	640	395

47	Umaria	Number of children absent from school consecutively for 30 days without intimation to the Principal or Headmaster of the school. Rule 2B (2) of CLPRA Rules 2017)	0	900	3
		Children Who Are Drop Out, Out Of School And Not Attending School Regularly	348	900	3
TOTAL			99406	115437	19387

MAHARASHTRA

There are 36 districts in the state of Maharashtra, but the Commission received data only from 31 districts. As per the Commission's instructions/directions, a total of 03 activities were to be conducted in each district.

Activity 1: Awareness Programmes

The data received by the Commission reveals that 17,896 villages/blocks were covered in the 31 districts. A total of 18,60,463 people participated in the programmes wherein 1,23,181 programme were conducted at Village Level Panchayat Level, 986 at the Block Level, 1,281 at the Urban/Ward Level, and 582 at the Zila Tehsil Level.

S. No.	District	Coverage	Number of Awareness Programme Conducted	Total Participants	Number of village/block covered
1	Ahmednag	Village Panchayat	568	12496	14

	ar	Level			
		Block Level	10	20000	600
		Urban/Ward Level	10	700	400
		Zila Tehsil	3	180	3
2	Akola	Village Panchayat Level	937	5622	937
		Block Level	7	70	7
		Urban/Ward Level	90	-360	90
		Zila Tehsil	7	70	7
3	Amravati	Village Panchayat Level	21	60000	1612
		Block Level	14	140	14
		Urban/Ward Level	4	650	40
		Zila Tehsil	6	300	1
4	Beed	Village Panchayat Level	359	84763	27
		Block Level	359	84763	27
		Urban/Ward Level	359	84763	27
		Zila Tehsil	10	2100	322
5	Bhandara	Village Panchayat Level	15	2500	15
		Block Level	5	3025	5
		Urban/Ward Level	3	163	3
		Zila Tehsil	2	750	7
6	Buldhana	Village Panchayat Level	6	2570	29
		Block Level	6	4880	6
		Urban/Ward Level	1	700	1
		Zila Tehsil	3	68	13
7	Chandrapur	Village Panchayat Level	3	269	2
		Block Level	23	3650	15
		Urban/Ward Level	3	455	1
		Zila Tehsil	1	510	1
8	Dhule	Village Panchayat Level	214	40545	686

		Level			
		Block Level	8	2472	686
		Urban/Ward Level	123	3444	123
		Zila Tehsil	6	1342	4
9	Gadchiroli	Village Panchayat Level	48	654	379
		Block Level	8	388	360
		Urban/Ward Level	122	3000	131
		Zila Tehsil	14	2557	14
10	Gondia	Village Panchayat Level	625	105032	600
		Block Level	3	320	3
		Urban/Ward Level	0	0	0
		Zila Tehsil	70	1200	7
11	Hingoli	Village Panchayat Level	1108	62348	563
		Block Level	171	6163	5
		Urban/Ward Level	32	613	32
		Zila Tehsil	171	6163	0
12	Jalgaon	Village Panchayat Level	1514	58560	1280
		Block Level	158	11986	15
		Urban/Ward Level	126	13452	126
		Zila Tehsil	4	26	15
13	Jalna	Village Panchayat Level	749	1833	749
		Block Level	8	1265	8
		Urban/Ward Level	1	54	60
		Zila Tehsil	1	1	260
14	Kolhapur	Village Panchayat Level	648	110915	1029
		Block Level	12	4116	12
		Urban/Ward Level	2	351	2
		Zila Tehsil	2	115	12
15	Mumbai	Village Panchayat Level	0	0	0

	City	Level			
		Block Level	0	0	0
		Urban/Ward Level	16	350	56
		Zila Tehsil	0	0	0
16	Mumbai Suburban	Village Panchayat Level	0	0	0
		Block Level	0	0	0
		Urban/Ward Level	14	365	95
		Zila Tehsil	0	0	0
17	Nagpur	Village Panchayat Level	3000	900000	1500
		Block Level	25	700	13
		Urban/Ward Level	45	1958	44
		Zila Tehsil	14	3100	10
18	Nandurbar	Village Panchayat Level	146	5402	121
		Block Level	3	518	3
		Urban/Ward Level	2	41	2
		Zila Tehsil	6	196	6
19	Nashik	Village Panchayat Level	16	980	0
		Block Level	18	16012	0
		Urban/Ward Level	203	7155	0
		Zila Tehsil	204	14337	0
20	Osmanabad	Village Panchayat Level	350	3500	350
		Block Level	12	2400	622
		Urban/Ward Level	10	100	10
		Zila Tehsil	6	600	600
21	Palghar	Village Panchayat Level	273	15451	8
		Block Level	36	14231	8
		Urban/Ward Level	3	1402	3
		Zila Tehsil	5	2531	8
22	Parbhani	Village Panchayat Level	399	4608	704

		Level			
		Block Level	18	4800	9
		Urban/Ward Level	36	4500	36
		Zila Tehsil	5	5600	1
23	Raigad	Village Panchayat Level	657	6342	248
		Block Level	15	380	15
		Urban/Ward Level	5	235	1
		Zila Tehsil	15	810	15
24	Ratnagiri	Village Panchayat Level	3	200	35
		Block Level	3	50	5
		Urban/Ward Level	4	50	7
		Zila Tehsil	2	30	4
25	Sangli	Village Panchayat Level	15	2500	10
		Block Level	4	200	10
		Urban/Ward Level	2	600	25
		Zila Tehsil	2	500	10
26	Sindhudurg	Village Panchayat Level	14	742	8
		Block Level	8	236	4
		Urban/Ward Level	1	12	1
		Zila Tehsil	2	159	1
27	Solapur	Village Panchayat Level	20	1000	20
		Block Level	10	500	10
		Urban/Ward Level	10	500	10
		Zila Tehsil	5	500	5
28	Thane	Village Panchayat Level	150	400	3
		Block Level	7	74	7
		Urban/Ward Level	24	342	4
		Zila Tehsil	1	44	1
29	Wardha	Village Panchayat Level	43	1400	8

		Level			
		Block Level	8	320	1382
		Urban/Ward Level	17	170	17
		Zila Tehsil	1	15	0
30	Washim	Village Panchayat Level	27	1400	6
		Block Level	11	1700	6
		Urban/Ward Level	8	650	4
		Zila Tehsil	12	168	6
31	Yavatmal	Village Panchayat Level	390	9050	390
		Block Level	16	2880	16
		Urban/Ward Level	5	540	5
		Zila Tehsil	2	215	1
Total			15167	1860463	17896

Activity 2: Meeting of Officials/ Functionaries

The number of meetings held by the officials and functionaries were 21. However, the total number of participants in these meetings were 238 among 53 blocks/villages.

S. No.	District	Meetings with Officials/Functionaries	Number of Meetings Held	Total Officials Participated	Number of village/Block etc. Covered
1	Ahmednagar	CDPOs	24	1236	14
		CWPOs	4	68	14
		CWCs	4	32	14
		AWWs	1286	30885	1486
		Gram Pradhans	0	0	0
		Religious Priests Who May Be Responsible For Performing Marriages	24	540	14
		Service Providers	24	540	14

		During Marriage Functions Such As Printing Press, Tent Providers, Managers Of Marriage Halls, Caterer, Music Bands And Decorators Etc.			
2.	Akola	CDPOs	7	550	7
		CWPOs	0	0	0
		CWCs	6	345	1
		AWWs	1540	3200	800
		Gram Pradhans	0	0	0
		Religious Priests Who May Be Responsible For Performing Marriages	0	0	0
		Service Providers During Marriage Functions Such As Printing Press, Tent Providers, Managers Of Marriage Halls, Caterer, Music Bands And Decorators Etc.	2	20	0
3	Amravati	CDPOs	56	560	1612
		CWPOs	56	560	1612
		CWCs	4	60	1
		AWWs	0	0	1
		Gram Pradhans	4	410	410
		Religious Priests Who May Be Responsible For Performing	4	60	1

		Marriages			
		Service Providers During Marriage Functions Such As Printing Press, Tent Providers, Managers Of Marriage Halls, Caterer, Music Bands And Decorators Etc.	4	200	1
4	Beed	CDPOs	15	222	1005
		CWPOs	0	0	0
		CWCs	210	230	210
		AWWs	0	0	0
		Gram Pradhans	0	0	0
		Religious Priests Who May Be Responsible For Performing Marriages	0	0	0
		Service Providers During Marriage Functions Such As Printing Press, Tent Providers, Managers Of Marriage Halls, Caterer, Music Bands And Decorators Etc.	0	0	0
5	Bhandara	CDPOs	8	1200	757
		CWPOs	37	646	7
		CWCs	0	0	0
		AWWs	541	8115	757
		Gram Pradhans	541	9500	7
		Religious Priests Who May Be	01	23	7

		Responsible For Performing Marriages			
		Service Providers During Marriage Functions Such As Printing Press, Tent Providers, Managers Of Marriage Halls, Caterer, Music Bands And Decorators Etc.	5	150	7
6	Buldhana	CDPOs	18	126	13
		CWPOs	05	90	13
		CWCs	03	60	13
		AWWs	13	800	870
		Gram Pradhans	51	310	48
		Religious Priests Who May Be Responsible For Performing Marriages	01	26	13
		Service Providers During Marriage Functions Such As Printing Press, Tent Providers, Managers Of Marriage Halls, Caterer, Music Bands And Decorators Etc.	01	10	4
7	Chandrapur	CDPOs	21	115	15
		CWPOs	1	300	34
		CWCs	1	22	1
		AWWs	2447	7592	1494
		Gram Pradhans	0	0	0

		Religious Priests Who May Be Responsible For Performing Marriages	4	185	3
		Service Providers During Marriage Functions Such As Printing Press, Tent Providers, Managers Of Marriage Halls, Caterer, Music Bands And Decorators Etc.	00	00	00
8	Dhule	CDPOs	9	20	4
		CWPOs	3	17	4
		CWCs	4	3	0
		AWWs	4	686	686
		Gram Pradhans	4	541	541
		Religious Priests Who May Be Responsible For Performing Marriages	1	10	4
		Service Providers During Marriage Functions Such As Printing Press, Tent Providers, Managers Of Marriage Halls, Caterer, Music Bands And Decorators Etc.	1	100	4
9	Gadchiroli	CDPOs	17	611	670
		CWPOs	07	1100	08
		CWCs	05	1390	02

		AWWs	1740	1623	1562
		Gram Pradhans	1769	3379	2241
		Religious Priests Who May Be Responsible For Performing Marriages	12	130	12
		Service Providers During Marriage Functions Such As Printing Press, Tent Providers, Managers Of Marriage Halls, Caterer, Music Bands And Decorators Etc.	12	150	12
10	Gondia	CDPOs	14	1269	7
		CWPOs	00	00	00
		CWCs	01	65	1
		AWWs	00	00	00
		Gram Pradhans	540	320	820
		Religious Priests Who May Be Responsible For Performing Marriages	00	00	00
		Service Providers During Marriage Functions Such As Printing Press, Tent Providers, Managers Of Marriage Halls, Caterer, Music Bands And Decorators Etc.	21	820	8
11	Hingoli	CDPOs	8	40	5

		CWPOs	8	208	5
		CWCs	8	40	1
		AWWs	4	579	475
		Gram Pradhans	6	327	268
		Religious Priests Who May Be Responsible For Performing Marriages	1	27	5
		Service Providers During Marriage Functions Such As Printing Press, Tent Providers, Managers Of Marriage Halls, Caterer, Music Bands And Decorators Etc.	1	32	5
12	Jalgaon	CDPOs	14	396	15
		CWPOs	5	30	15
		CWCs	6	30	15
		AWWs	486	19822	15
		Gram Pradhans	2	732	15
		Religious Priests Who May Be Responsible For Performing Marriages	20	246	15
		Service Providers During Marriage Functions Such As Printing Press, Tent Providers, Managers Of Marriage Halls, Caterer, Music Bands And	4	81	15

		Decorators Etc.			
13	Jalna	CDPOs	08	08	08
		CWPOs	08	360	507
		CWCs	1	5	1
		AWWs	8	749	749
		Gram Pradhans	0	0	0
		Religious Priests Who May Be Responsible For Performing Marriages	1	14	1
		Service Providers During Marriage Functions Such As Printing Press, Tent Providers, Managers Of Marriage Halls, Caterer, Music Bands And Decorators Etc.	1	45	56
14	Kolhapur	CDPOs	72	840	1029
		CWPOs	2	64	12
		CWCs	12	360	12
		AWWs	3629	37928	3629
		Gram Pradhans	1029	4116	12
		Religious Priests Who May Be Responsible For Performing Marriages	1	15	12
		Service Providers During Marriage Functions Such As Printing Press, Tent Providers, Managers Of Marriage Halls,	1	100	12

		Caterer, Music Bands And Decorators Etc.			
15	Mumbai City	CDPOs	75	1499	5
		CWPOs	35	135	35
		CWCs	2	12	2
		AWWs	188	1850	1
		Gram Pradhans	0	0	0
		Religious Priests Who May Be Responsible For Performing Marriages	1	50	1
		Service Providers During Marriage Functions Such As Printing Press, Tent Providers, Managers Of Marriage Halls, Caterer, Music Bands And Decorators Etc.	9	605	56
16 17	Mumbai Suburban	CDPOs	35	944	35
		CWPOs	15	392	2
		CWCs	2	10	2
		AWWs	144	350	5
		Gram Pradhans	0	0	0
		Religious Priests Who May Be Responsible For Performing Marriages	1	35	115
		Service Providers During Marriage Functions Such As Printing Press, Tent Providers,	15	554	50

		Managers Of Marriage Halls, Caterer, Music Bands And Decorators Etc.			
18	Nagpur	CDPOs	44	1159	44
		CWPOs	20	1750	20
		CWCs	2	10	0
		AWWs	1182	8583	1182
		Gram Pradhans	750	700000	750
		Religious Priests Who May Be Responsible For Performing Marriages	2	19	1
		Service Providers During Marriage Functions Such As Printing Press, Tent Providers, Managers Of Marriage Halls, Caterer, Music Bands And Decorators Etc.	2	25	1
19	Nandurbar	CDPOs	9	90	6
		CWPOs	5	48	6
		CWCs	9	27	6
		AWWs	17	108	17
		Gram Pradhans	13	18	13
		Religious Priests Who May Be Responsible For Performing Marriages	0	0	0
		Service Providers During Marriage Functions Such As	6	90	6

		Printing Press, Tent Providers, Managers Of Marriage Halls, Caterer, Music Bands And Decorators Etc.			
20	Nashik	CDPOs	04	396	04
		CWPOs	0	0	0
		CWCs	04	53	0
		AWWs	287	5393	76
		Gram Pradhans	0	0	0
		Religious Priests Who May Be Responsible For Performing Marriages	04	396	15
		Service Providers During Marriage Functions Such As Printing Press, Tent Providers, Managers Of Marriage Halls, Caterer, Music Bands And Decorators Etc.	80	80	15
21	Osmanabad	CDPOs	12	622	622
		CWPOs	12	216	130
		CWCs	12	160	120
		AWWs	622	1570	622
		Gram Pradhans	160	2600	160
		Religious Priests Who May Be Responsible For Performing Marriages	1	20	20
		Service Providers	2	40	10

		During Marriage Functions Such As Printing Press, Tent Providers, Managers Of Marriage Halls, Caterer, Music Bands And Decorators Etc.			
22	Palghar	CDPOs	3	21	8
		CWPOs	2	105	8
		CWCs	12	36	8
		AWWs	473	763	8
		Gram Pradhans	0	0	0
		Religious Priests Who May Be Responsible For Performing Marriages	1	27	3
		Service Providers During Marriage Functions Such As Printing Press, Tent Providers, Managers Of Marriage Halls, Caterer, Music Bands And Decorators Etc.	000	0	0
23	Parbhani	CDPOs	12	9	9
		CWPOs	12	19	9
		CWCs	4	5	1
		AWWs	186	665	1
		Gram Pradhans	724	5122	1
		Religious Priests Who May Be Responsible For Performing	1	12	1

		Marriages			
		Service Providers During Marriage Functions Such As Printing Press, Tent Providers, Managers Of Marriage Halls, Caterer, Music Bands And Decorators Etc.	1	28	1
24	Raigad	CDPOs	12	192	1125
		CWPOs	1	39	15
		CWCs	2	10	15
		AWWs	4	326	1680
		Gram Pradhans	15	825	825
		Religious Priests Who May Be Responsible For Performing Marriages	15	227	15
		Service Providers During Marriage Functions Such As Printing Press, Tent Providers, Managers Of Marriage Halls, Caterer, Music Bands And Decorators Etc.	15	1457	15
25	Ratnagiri	CDPOs	3	15	9
		CWPOs	2	36	9
		CWCs	3	40	0
		AWWs	3	50	9
		Gram Pradhans	0	0	0
		Religious Priests Who May Be	0	0	0

		Responsible For Performing Marriages			
		Service Providers During Marriage Functions Such As Printing Press, Tent Providers, Managers Of Marriage Halls, Caterer, Music Bands And Decorators Etc.	0	0	0
26	Sangli	CDPOs	2	8	10
		CWPOs	2	556	10
		CWCs	2	25	10
		AWWs	2	1000	10
		Gram Pradhans	0	0	0
		Religious Priests Who May Be Responsible For Performing Marriages	2	50	10
		Service Providers During Marriage Functions Such As Printing Press, Tent Providers, Managers Of Marriage Halls, Caterer, Music Bands And Decorators Etc.	2	100	10
27	Sindhudurg	CDPOs	8	112	22
		CWPOs	1	10	3
		CWCs	1	15	1
		AWWs	1	15	12
		Gram Pradhans	0	0	0

		Religious Priests Who May Be Responsible For Performing Marriages	0	0	0
		Service Providers During Marriage Functions Such As Printing Press, Tent Providers, Managers Of Marriage Halls, Caterer, Music Bands And Decorators Etc.	0	0	0
	Solapur	CDPOs	5	11	11
		CWPOs	5	11	11
		CWCs	5	10	11
		AWWs	10	500	11
		Gram Pradhans	10	500	11
		Religious Priests Who May Be Responsible For Performing Marriages	2	100	11
		Service Providers During Marriage Functions Such As Printing Press, Tent Providers, Managers Of Marriage Halls, Caterer, Music Bands And Decorators Etc.	2	100	11
28	Thane	CDPOs	14	32	7
		CWPOs	2	70	7
		CWCs	4	5	1

		AWWs	5	80	3
		Gram Pradhans	2	72	3
		Religious Priests Who May Be Responsible For Performing Marriages	2	22	3
		Service Providers During Marriage Functions Such As Printing Press, Tent Providers, Managers Of Marriage Halls, Caterer, Music Bands And Decorators Etc.	1	18	4
29	Wardha	CDPOs	1	16	1
		CWPOs	1	15	1
		CWCs	1	15	1
		AWWs	127	1204	8
		Gram Pradhans	32	428	8
		Religious Priests Who May Be Responsible For Performing Marriages	1	16	1
		Service Providers During Marriage Functions Such As Printing Press, Tent Providers, Managers Of Marriage Halls, Caterer, Music Bands And Decorators Etc.	1	15	1
30	Washim	CDPOs	6	250	6

		CWPOs	4	300	6
		CWCs	2	150	6
		AWWs	14	1700	6
		Gram Pradhans	78	1100	6
		Religious Priests Who May Be Responsible For Performing Marriages	1	17	3
		Service Providers During Marriage Functions Such As Printing Press, Tent Providers, Managers Of Marriage Halls, Caterer, Music Bands And Decorators Etc.	1	30	3
31	Yavatmal	CDPOs	5	16	1645
		CWPOs	0	0	0
		CWCs	5	40	1645
		AWWs	18	3600	1645
		Gram Pradhans	0	0	0
		Religious Priests Who May Be Responsible For Performing Marriages	1	32	16
		Service Providers During Marriage Functions Such As Printing Press, Tent Providers, Managers Of Marriage Halls, Caterer, Music Bands And	1	20	16

		Decorators Etc.			
Total			22164	900740	38962

Activity 3: Identification of vulnerable children

Among the 31 districts, 8,318 blocks and villages were covered, wherein 24,616 schools were mapped out to identify children absent from school for 30 consecutive days without intimation to the Principal or Headmaster, and it was found that 1,261 numbers of children were mapped. Further, 14,528 schools were mapped to identify the number of children who dropped out of school, where 2,303 no. children were mapped out.

S. No.	District	Identification of Vulnerable Children	Number of Children Identified	Total No of Schools Mapped	Number of village/Block etc. Covered
1	Ahmednagar	Number of children absent from school consecutively for 30 days without intimation to the Principal or Headmaster of the school. Rule 2B (2) of CLPRA Rules 2017)	14	5300	14
		Children Who Are Drop Out, Out Of School And Not Attending School Regularly	8	5300	14
2	Akola	Number of children absent from school consecutively for 30 days without intimation to the Principal or Headmaster of the school. Rule 2B (2) of CLPRA Rules 2017)	4	944	944

		Children Who Are Drop Out, Out Of School And Not Attending School Regularly	47	944	48
3	Amravati	Number of children absent from school consecutively for 30 days without intimation to the Principal or Headmaster of the school. Rule 2B (2) of CLPRA Rules 2017)	0	2876	1612
		Children Who Are Drop Out, Out Of School And Not Attending School Regularly	0	0	1612
4	Beed	Number of children absent from school consecutively for 30 days without intimation to the Principal or Headmaster of the school. Rule 2B (2) of CLPRA Rules 2017)	252	301	301
		Children Who Are Drop Out, Out Of School And Not Attending School Regularly	110	301	301
5	Bhandara	Number of children absent from school consecutively for 30 days without intimation to the Principal or Headmaster of the	0	354	7

		school. Rule 2B (2) of CLPRA Rules 2017)			
		Children Who Are Drop Out, Out Of School And Not Attending School Regularly	0	354	7
6	Buldhana	Number of children absent from school consecutively for 30 days without intimation to the Principal or Headmaster of the school. Rule 2B (2) of CLPRA Rules 2017)	99	57	8
		Children Who Are Drop Out, Out Of School And Not Attending School Regularly	19	6	2
7	Buldhana	Number of children absent from school consecutively for 30 days without intimation to the Principal or Headmaster of the school. Rule 2B (2) of CLPRA Rules 2017)	99	57	8
		Children Who Are Drop Out, Out Of School And Not Attending School Regularly	19	6	2
8	Chandrapur	Number of children absent from school consecutively for 30 days without	55	326	15

		intimation to the Principal or Headmaster of the school. Rule 2B (2) of CLPRA Rules 2017)			
		Children Who Are Drop Out, Out Of School And Not Attending School Regularly	28	18	7
9	Dhule	Number of children absent from school consecutively for 30 days without intimation to the Principal or Headmaster of the school. Rule 2B (2) of CLPRA Rules 2017)	86	33	4
		Children Who Are Drop Out, Out Of School And Not Attending School Regularly	1369	471	471
10	Gadchiroli	Number of children absent from school consecutively for 30 days without intimation to the Principal or Headmaster of the school. Rule 2B (2) of CLPRA Rules 2017)	111	2031	12
		Children Who Are Drop Out, Out Of School And Not Attending School Regularly	4	3	2
11	Gondia	Number of children	0	0	0

		absent from school consecutively for 30 days without intimation to the Principal or Headmaster of the school. Rule 2B (2) of CLPRA Rules 2017)			
		Children Who Are Drop Out, Out Of School And Not Attending School Regularly	0	0	0
12	Hingoli	Number of children absent from school consecutively for 30 days without intimation to the Principal or Headmaster of the school. Rule 2B (2) of CLPRA Rules 2017)	0	1324	5
		Children Who Are Drop Out, Out Of School And Not Attending School Regularly	0	1324	5
13	Jalgaon	Number of children absent from school consecutively for 30 days without intimation to the Principal or Headmaster of the school. Rule 2B (2) of CLPRA Rules 2017)	0	0	0
		Children Who Are Drop Out, Out Of School And Not Attending School	343	1822	15

		Regularly			
14	Jalna	Number of children absent from school consecutively for 30 days without intimation to the Principal or Headmaster of the school. Rule 2B (2) of CLPRA Rules 2017)	70	70	48
		Children Who Are Drop Out, Out Of School And Not Attending School Regularly	0	0	0
15	Kolhapur	Number of children absent from school consecutively for 30 days without intimation to the Principal or Headmaster of the school. Rule 2B (2) of CLPRA Rules 2017)	32	7	12
		Children Who Are Drop Out, Out Of School And Not Attending School Regularly	32	7	12
16	Mumbai City	Number of children absent from school consecutively for 30 days without intimation to the Principal or Headmaster of the school. Rule 2B (2) of CLPRA Rules 2017)	197	421	56
		Children Who Are	197	421	56

		Drop Out, Out Of School And Not Attending School Regularly			
17	Mumbai Suburban	Number of children absent from school consecutively for 30 days without intimation to the Principal or Headmaster of the school. Rule 2B (2) of CLPRA Rules 2017)	0	0	0
		Children Who Are Drop Out, Out Of School And Not Attending School Regularly	0	0	0
18	Nagpur	Number of children absent from school consecutively for 30 days without intimation to the Principal or Headmaster of the school. Rule 2B (2) of CLPRA Rules 2017)	13	10	10
		Children Who Are Drop Out, Out Of School And Not Attending School Regularly	0	0	0
19	Nandurbar	Number of children absent from school consecutively for 30 days without intimation to the Principal or Headmaster of the school. Rule 2B (2) of	0	13	3

		CLPRA Rules 2017)			
		Children Who Are Drop Out, Out Of School And Not Attending School Regularly	0	13	3
20	Nashik	Number of children absent from school consecutively for 30 days without intimation to the Principal or Headmaster of the school. Rule 2B (2) of CLPRA Rules 2017)	0	0	0
		Children Who Are Drop Out, Out Of School And Not Attending School Regularly	0	0	0
21	Osmanabad	Number of children absent from school consecutively for 30 days without intimation to the Principal or Headmaster of the school. Rule 2B (2) of CLPRA Rules 2017)	0	1061	1061
		Children Who Are Drop Out, Out Of School And Not Attending School Regularly	25	1061	1061
22	Palghar	Number of children absent from school consecutively for 30 days without intimation to the	11	104	8

		Principal or Headmaster of the school. Rule 2B (2) of CLPRA Rules 2017)			
		Children Who Are Drop Out, Out Of School And Not Attending School Regularly	5	401	8
23	Parbhani	Number of children absent from school consecutively for 30 days without intimation to the Principal or Headmaster of the school. Rule 2B (2) of CLPRA Rules 2017)	87	458	9
		Children Who Are Drop Out, Out Of School And Not Attending School Regularly	98	458	9
	Raigad	Number of children absent from school consecutively for 30 days without intimation to the Principal or Headmaster of the school. Rule 2B (2) of CLPRA Rules 2017)	174	2899	9
		Children Who Are Drop Out, Out Of School And Not Attending School Regularly	0	0	0
24	Ratnagiri	Number of children absent from school	0	0	0

		consecutively for 30 days without intimation to the Principal or Headmaster of the school. Rule 2B (2) of CLPRA Rules 2017)			
		Children Who Are Drop Out, Out Of School And Not Attending School Regularly	0	0	0
25	Sangli	Number of children absent from school consecutively for 30 days without intimation to the Principal or Headmaster of the school. Rule 2B (2) of CLPRA Rules 2017)	0	2900	10
		Children Who Are Drop Out, Out Of School And Not Attending School Regularly	0	0	0
26	Sindhudurg	Number of children absent from school consecutively for 30 days without intimation to the Principal or Headmaster of the school. Rule 2B (2) of CLPRA Rules 2017)	0	0	0
		Children Who Are Drop Out, Out Of School And Not Attending School Regularly	0	0	0

27	Solapur	Number of children absent from school consecutively for 30 days without intimation to the Principal or Headmaster of the school. Rule 2B (2) of CLPRA Rules 2017)	0	250	250
		Children Who Are Drop Out, Out Of School And Not Attending School Regularly	0	250	250
28	Thane	Number of children absent from school consecutively for 30 days without intimation to the Principal or Headmaster of the school. Rule 2B (2) of CLPRA Rules 2017)	20	5	3
		Children Who Are Drop Out, Out Of School And Not Attending School Regularly	0	0	0
29	Wardha	Number of children absent from school consecutively for 30 days without intimation to the Principal or Headmaster of the school. Rule 2B (2) of CLPRA Rules 2017)	20	1500	8
		Children Who Are Drop Out, Out Of School And Not	0	0	0

		Attending School Regularly			
30	Washim	Number of children absent from school consecutively for 30 days without intimation to the Principal or Headmaster of the school. Rule 2B (2) of CLPRA Rules 2017)	6	1366	6
		Children Who Are Drop Out, Out Of School And Not Attending School Regularly	0	1366	6
31	Yavatmal	Number of children absent from school consecutively for 30 days without intimation to the Principal or Headmaster of the school. Rule 2B (2) of CLPRA Rules 2017)	10	6	6
		Children Who Are Drop Out, Out Of School And Not Attending School Regularly	18	8	8
Total			3564	39144	8318

MANIPUR

There are 16 districts in the state, but the Commission received data from only 08 districts. As per the instruction/direction of the Commission, a total of 03 activities were to be conducted in each district.

Activity 1: Awareness Programmes

The data received by the Commission reveals that 121 villages were covered in 08 districts. A total of 4838 people participated in the programmes wherein 35 programmes were conducted at Village Panchayat level, 12 at Block level, 07 at Urban/Ward level and no programmes were conducted at Zila Tehsil Level.

S. No.	District	Coverage	Number of Awareness Programme Conducted	Total Participants	Number of village/block covered
1	Bishnupur	Village Panchayat Level	5	540	6
		Block Level	0	0	0
		Urban/Ward Level	0	0	0
		Zila Tehsil	0	0	0
2	Chandel	Village Panchayat Level	0	0	0
		Block Level	3	300	5
		Urban/Ward Level	6	850	5
		Zila Tehsil	0	0	0
3	Imphal East	Village Panchayat Level	3	263	3
		Block Level	0	0	0
		Urban/Ward Level	1	80	1
		Zila Tehsil	0	0	0
4	Imphal West	Village Panchayat Level	5	80	5
		Block Level	0	0	0
		Urban/Ward Level	0	0	0
		Zila Tehsil	0	0	0
5	Kamjong	Village Panchayat Level	7	470	7
		Block Level	2	85	50
		Urban/Ward Level	0	0	0
		Zila Tehsil	0	0	0

6	Tamenglong	Village Panchayat Level	5	950	18
		Block Level	6	440	4
		Urban/Ward Level	0	0	0
		Zila Tehsil	0	0	0
7	Tengnopal	Village Panchayat Level	0	0	0
		Block Level	1	80	1
		Urban/Ward Level	0	0	0
		Zila Tehsil	0	0	0
8	Ukhrul	Village Panchayat Level	10	700	16
		Block Level	0	0	0
		Urban/Ward Level	0	0	0
		Zila Tehsil	0	0	0
TOTAL			54	4838	121

Activity 2: Meeting of Officials/ Functionaries

The number of meetings held by the officials and functionaries were 36. The total numbers of participants in these meetings were 894 among 645 blocks/villages.

S. No.	District	Meetings with Officials/Functionaries	Number of Meetings Held	Total Officials Participated	Number of village/Block etc. Covered
1	Bishnupur	CDPOs	2	6	2
		CWPOs	1	25	3
		CWCs	1	25	0
		AWWs	0	0	0
		Gram Pradhans	0	0	0
		Religious Priests Who May Be Responsible For Performing	0	0	0

		Marriages			
		Service Providers During Marriage Functions Such As Printing Press, Tent Providers, Managers Of Marriage Halls, Caterer, Music Bands And Decorators Etc.	0	0	0
2	Chandel	CDPOs	1	25	3
		CWPOs	3	8	3
		CWCs	3	6	3
		AWWs	1	100	3
		Gram Pradhans	5	500	5
		Religious Priests Who May Be Responsible For Performing Marriages	1	10	1
		Service Providers During Marriage Functions Such As Printing Press, Tent Providers, Managers Of Marriage Halls, Caterer, Music Bands And Decorators Etc.	0	0	0
3	Imphal East	CDPOs	1	33	1
		CWPOs	0	0	0
		CWCs	0	0	0
		AWWs	0	0	0
		Gram Pradhans	0	0	0
		Religious Priests Who May Be	0	0	0

		Responsible For Performing Marriages			
		Service Providers During Marriage Functions Such As Printing Press, Tent Providers, Managers Of Marriage Halls, Caterer, Music Bands And Decorators Etc.	0	0	0
4	Imphal West	CDPOs	0	0	0
		CWPOs	0	0	0
		CWCs	1	4	1
		AWWs	0	0	0
		Gram Pradhans	4	10	2
		Religious Priests Who May Be Responsible For Performing Marriages	0	0	0
		Service Providers During Marriage Functions Such As Printing Press, Tent Providers, Managers Of Marriage Halls, Caterer, Music Bands And Decorators Etc.	0	0	0
5	Kamjong	CDPOs	0	0	0
		CWPOs	2	10	126
		CWCs	1	5	126
		AWWs	2	100	126
		Gram Pradhans	0	0	110

		Religious Priests Who May Be Responsible For Performing Marriages	0	0	0
		Service Providers During Marriage Functions Such As Printing Press, Tent Providers, Managers Of Marriage Halls, Caterer, Music Bands And Decorators Etc.	0	0	0
6	Tamenglong	CDPOs	3	15	126
		CWPOs	0	0	0
		CWCs	2	6	2
		AWWs	0	0	0
		Gram Pradhans	0	0	0
		Religious Priests Who May Be Responsible For Performing Marriages	0	0	0
		Service Providers During Marriage Functions Such As Printing Press, Tent Providers, Managers Of Marriage Halls, Caterer, Music Bands And Decorators Etc.	0	0	0
7	Tengnoupal	CDPOs	0	0	0
		CWPOs	0	0	0
		CWCs	0	0	0

		AWWs	0	0	0
		Gram Pradhans	0	0	0
		Religious Priests Who May Be Responsible For Performing Marriages	0	0	0
		Service Providers During Marriage Functions Such As Printing Press, Tent Providers, Managers Of Marriage Halls, Caterer, Music Bands And Decorators Etc.	0	0	0
8	Ukhrul	CDPOs	2	6	2
		CWPOs	0	0	0
		CWCs	0	0	0
		AWWs	0	0	0
		Gram Pradhans	0	0	0
		Religious Priests Who May Be Responsible For Performing Marriages	0	0	0
		Service Providers During Marriage Functions Such As Printing Press, Tent Providers, Managers Of Marriage Halls, Caterer, Music Bands And Decorators Etc.	0	0	0
TOTAL			36	894	645

Activity 3: Identification of vulnerable children

Among the 08 districts, 235 blocks and villages were covered. 368 schools were mapped out to identify children absent from school for 30 consecutive days without intimation to the Principal or Headmaster, where 807 number of children were mapped. Further 463 schools were mapped to identify number of children dropped out from school, out of school or not attending school regularly, where 2382 children were mapped.

S. No.	District	Identification of Vulnerable Children	Number of Children Identified	Total No of Schools Mapped	Number of village/Block etc. Covered
1	Bishnupur	Number of children absent from school consecutively for 30 days without intimation to the Principal or Headmaster of the school. Rule 2B (2) of CLPRA Rules 2017)	43	302	2
		Children Who Are Drop Out, Out Of School And Not Attending School Regularly	335	15	2
2	Chandel	Number of children absent from school consecutively for 30 days without intimation to the Principal or Headmaster of the school. Rule 2B (2) of CLPRA Rules 2017)	0	0	0

		Children Who Are Drop Out, Out Of School And Not Attending School Regularly	43	302	2
3	Imphal East	Number of children absent from school consecutively for 30 days without intimation to the Principal or Headmaster of the school. Rule 2B (2) of CLPRA Rules 2017)	609	38	90
		Children Who Are Drop Out, Out Of School And Not Attending School Regularly	737	70	3
4	Imphal West	Number of children absent from school consecutively for 30 days without intimation to the Principal or Headmaster of the school. Rule 2B (2) of CLPRA Rules 2017)	0	0	0
		Children Who Are Drop Out, Out Of School And Not Attending School Regularly	609	38	90
5	Kamjong	Number of children absent from school consecutively for 30 days without intimation to the Principal or Headmaster of the	0	0	0

		school. Rule 2B (2) of CLPRA Rules 2017)			
		Children Who Are Drop Out, Out Of School And Not Attending School Regularly	281	15	3
6	Tamenglong	Number of children absent from school consecutively for 30 days without intimation to the Principal or Headmaster of the school. Rule 2B (2) of CLPRA Rules 2017)	155	28	3
		Children Who Are Drop Out, Out Of School And Not Attending School Regularly	187	12	31
7	Tengnoupal	Number of children absent from school consecutively for 30 days without intimation to the Principal or Headmaster of the school. Rule 2B (2) of CLPRA Rules 2017)	0	0	0
		Children Who Are Drop Out, Out Of School And Not Attending School Regularly	137	7	7
8	Ukhrul	Number of children absent from school consecutively for 30 days without	0	0	0

		intimation to the Principal or Headmaster of the school. Rule 2B (2) of CLPRA Rules 2017)			
		Children Who Are Drop Out, Out Of School And Not Attending School Regularly	53	4	2
TOTAL			3189	831	235

MEGHALAYA

There are 12 districts in the State of Meghalaya, but the Commission received data from 11 districts. As per the Commission's instruction/direction, 03 activities were to be conducted in each district.

Activity 1: Awareness Programme

The data received by the Commission reveals that 461 villages/blocks were covered in the 11 districts. A total of 43,788 people participated in the programmes, wherein 243 were conducted at the Village Panchayat level, 24 at the Block Level, 24 at the Urban/Ward Level, and 02 at the Zila Tehsil Level.

S. No.	District	Coverage	Number of Awareness Programme Conducted	Total Participants	Number of village/block covered
1	East Garo Hills	Village Panchayat Level	03	172	06
		Block Level	09	562	03
		Urban/Ward Level	05	431	01
		Zila Tehsil	00	00	00
2	East Khasi Hills	Village Panchayat Level	11	600	7
		Block Level	4	400	11

		Urban/Ward Level	11	350	0
		Zila Tehsil	0	0	0
3	Eastern West Khasi Hills	Village Panchayat Level	0	0	0
		Block Level	0	0	00
		Urban/Ward Level	0	0	0
		Zila Tehsil	0	0	0
4	North Garo Hills	Village Panchayat Level	8	210	3
		Block Level	3	80	3
		Urban/Ward Level	2	130	1
		Zila Tehsil	0	0	0
5	Ri Bhoi	Village Panchayat Level	9	300	6
		Block Level	2	150	1
		Urban/Ward Level	3	150	3
		Zila Tehsil	0	0	0
6	South Garo Hills	Village Panchayat Level	02	70	02
		Block Level	01	110	01
		Urban/Ward Level	01	68	01
		Zila Tehsil	2	248	3
7	South West Garo Hills	Village Panchayat Level	5	200	3
		Block Level	1	100	1
		Urban/Ward Level	0	0	0
		Zila Tehsil	0	0	0
8	South West Khasi Hills	Village Panchayat Level	4	560	4
		Block Level	0	0	0
		Urban/Ward Level	0	0	0
		Zila Tehsil	0	0	0
9	West Garo Hills	Village Panchayat Level	3	98	3
		Block Level	0	0	0

		Urban/Ward Level	0	0	0
		Zila Tehsil	0	0	0
10	West Jaintia Hills	Village Panchayat Level	194	8394	197
		Block Level	3	30000	194
		Urban/Ward Level	0	0	0
		Zila Tehsil	0	0	0
11	West Khasi Hills	Village Panchayat Level	4	264	4
		Block Level	1	61	1
		Urban/Ward Level	2	80	2
		Zila Tehsil	0	0	0
TOTAL			293	43788	461

Activity 2: Meeting of Officials/ Functionaries

The number of meetings held by the officials and functionaries were 336. The total number of participants in these meetings were 4,456 among 2,023 blocks/villages.

S. No.	District	Meetings with Officials/Functionaries	Number of Meetings Held	Total Officials Participated	Number of village/Block etc. Covered
1	East Garo Hills	CDPOs	04	17	03
		CWPOs	03	17	03
		CWCs	01	03	01
		AWWs	01	128	03
		Gram Pradhans	01	126	03
		Religious Priests Who May Be Responsible For Performing Marriages	01	20	03
		Service Providers During Marriage Functions Such As	00	00	00

		Printing Press, Tent Providers, Managers Of Marriage Halls, Caterer, Music Bands And Decorators Etc.			
2	East Khasi Hills	CDPOs	0	0	0
		CWPOs	1	11	3
		CWCs	0	0	0
		AWWs	0	0	0
		Gram Pradhans	0	0	0
		Religious Priests Who May Be Responsible For Performing Marriages	0	0	0
		Service Providers During Marriage Functions Such As Printing Press, Tent Providers, Managers Of Marriage Halls, Caterer, Music Bands And Decorators Etc.	0	0	0
3	Eastern West Khasi Hills	CDPOs	0	0	0
		CWPOs	0	0	0
		CWCs	0	0	0
		AWWs	0	0	0
		Gram Pradhans	0	0	0
		Religious Priests Who May Be Responsible For Performing Marriages	0	0	0
		Service Providers During Marriage Functions Such As	0	0	0

		Printing Press, Tent Providers, Managers Of Marriage Halls, Caterer, Music Bands And Decorators Etc.			
4	North Garo Hills	CDPOs	3	16	3
		CWPOs	2	9	3
		CWCs	3	5	1
		AWWs	12	414	3
		Gram Pradhans	0	0	0
		Religious Priests Who May Be Responsible For Performing Marriages	2	25	3
		Service Providers During Marriage Functions Such As Printing Press, Tent Providers, Managers Of Marriage Halls, Caterer, Music Bands And Decorators Etc.	2	17	3
5	Ri Bhoi	CDPOs	0	0	0
		CWPOs	0	0	0
		CWCs	1	5	1
		AWWs	0	0	0
		Gram Pradhans	0	0	0
		Religious Priests Who May Be Responsible For Performing Marriages	0	0	0
		Service Providers During Marriage Functions Such As	0	0	0

		Printing Press, Tent Providers, Managers Of Marriage Halls, Caterer, Music Bands And Decorators Etc.			
6	South Garo Hills	CDPOs	0	0	0
		CWPOs	0	0	0
		CWCs	02	05	02
		AWWs	0	0	0
		Gram Pradhans	0	0	0
		Religious Priests Who May Be Responsible For Performing Marriages	0	0	0
		Service Providers During Marriage Functions Such As Printing Press, Tent Providers, Managers Of Marriage Halls, Caterer, Music Bands And Decorators Etc.	0	0	0
7	South West Garo Hills	CDPOs	2	3	3
		CWPOs	1	5	3
		CWCs	3	5	1
		AWWs	15	440	3
		Gram Pradhans	0	0	0
		Religious Priests Who May Be Responsible For Performing Marriages	1	5	3
		Service Providers During Marriage Functions Such As	0	0	0

		Printing Press, Tent Providers, Managers Of Marriage Halls, Caterer, Music Bands And Decorators Etc.			
8	South West Khasi Hills	CDPOs	3	207	2
		CWPOs	0	0	0
		CWCs	1	8	1
		AWWs	241	2365	241
		Gram Pradhans	0	0	0
		Religious Priests Who May Be Responsible For Performing Marriages	0	0	0
		Service Providers During Marriage Functions Such As Printing Press, Tent Providers, Managers Of Marriage Halls, Caterer, Music Bands And Decorators Etc.	0	0	0
9	West Garo Hills	CDPOs	1	7	1130
		CWPOs	0	0	0
		CWCs	1	2	8
		AWWs	0	0	0
		Gram Pradhans	0	0	0
		Religious Priests Who May Be Responsible For Performing Marriages	1	9	8
		West Garo Hills Service Providers During Marriage	0	0	0

		Functions Such As Printing Press, Tent Providers, Managers Of Marriage Halls, Caterer, Music Bands And Decorators Etc.			
10	West Jaintia Hills	CDPOs	0	0	0
		CWPOs	0	0	0
		CWCs	9	194	194
		AWWs	9	194	194
		Gram Pradhans	0	0	0
		Religious Priests Who May Be Responsible For Performing Marriages	9	194	194
		Service Providers During Marriage Functions Such As Printing Press, Tent Providers, Managers Of Marriage Halls, Caterer, Music Bands And Decorators Etc.	0	0	0
11	West Khasi Hills	CDPOs	0	0	0
		CWPOs	0	0	0
		CWCs	0	0	0
		AWWs	0	0	0
		Gram Pradhans	0	0	0
		Religious Priests Who May Be Responsible For Performing Marriages	0	0	0
		Service Providers During Marriage	0	0	0

		Functions Such As Printing Press, Tent Providers, Managers Of Marriage Halls, Caterer, Music Bands And Decorators Etc.			
Total			336	4456	2023

Activity 3: Identification of vulnerable children

Among the 11 districts, 88 blocks and villages were covered, and 1,779 schools were mapped out to identify children absent from school for 30 consecutive days without intimation to the Principal or Headmaster, and it was found that 2,103 children were mapped. Further, 1,931 schools were mapped to identify the number of children who dropped out from school, wherein 2,745 children were mapped out.

S. No.	District	Identification of Vulnerable Children	Number of Children Identified	Total No of Schools Mapped	Number of village/Block etc. Covered
1	East Garo Hills	Number of children absent from school consecutively for 30 days without intimation to the Principal or Headmaster of the school. Rule 2B (2) of CLPRA Rules 2017)	111	45	03
		Children Who Are Drop Out, Out Of School And Not Attending School Regularly	111	45	03
2	East Khasi Hills	Number of children absent from school	24	23	6

		consecutively for 30 days without intimation to the Principal or Headmaster of the school. Rule 2B (2) of CLPRA Rules 2017)			
		Children Who Are Drop Out, Out Of School And Not Attending School Regularly	1766	0	12
3	Eastern West Khasi Hills	Number of children absent from school consecutively for 30 days without intimation to the Principal or Headmaster of the school. Rule 2B (2) of CLPRA Rules 2017)	12	8	2
		Children Who Are Drop Out, Out Of School And Not Attending School Regularly	359	140	2
4	North Garo Hills	Number of children absent from school consecutively for 30 days without intimation to the Principal or Headmaster of the school. Rule 2B (2) of CLPRA Rules 2017)	61	26	3
		Children Who Are Drop Out, Out Of School And Not Attending School Regularly	229	23	3

5	Ri Bhoi	Number of children absent from school consecutively for 30 days without intimation to the Principal or Headmaster of the school. Rule 2B (2) of CLPRA Rules 2017)	1737	247	4
		Children Who Are Drop Out, Out Of School And Not Attending School Regularly	0	247	0
6	South Garo Hills	Number of children absent from school consecutively for 30 days without intimation to the Principal or Headmaster of the school. Rule 2B (2) of CLPRA Rules 2017)	59	10	20
		Children Who Are Drop Out, Out Of School And Not Attending School Regularly	57	10	4
7	South West Garo Hills	Number of children absent from school consecutively for 30 days without intimation to the Principal or Headmaster of the school. Rule 2B (2) of CLPRA Rules 2017)	99	40	3
		Children Who Are Drop Out, Out Of School And Not	99	40	3

		Attending School Regularly			
8	South West Khasi Hills	Number of children absent from school consecutively for 30 days without intimation to the Principal or Headmaster of the school. Rule 2B (2) of CLPRA Rules 2017)	0	0	0
		Children Who Are Drop Out, Out Of School And Not Attending School Regularly	83	38	2
9	West Garo Hills	Number of children absent from school consecutively for 30 days without intimation to the Principal or Headmaster of the school. Rule 2B (2) of CLPRA Rules 2017)	0	1380	8
		Children Who Are Drop Out, Out Of School And Not Attending School Regularly	29	1380	8
10	West Jaintia Hills	Number of children absent from school consecutively for 30 days without intimation to the Principal or Headmaster of the school. Rule 2B (2) of CLPRA Rules 2017)	0	0	0

		Children Who Are Drop Out, Out Of School And Not Attending School Regularly	0	0	0
11	West Khasi Hills	Number of children absent from school consecutively for 30 days without intimation to the Principal or Headmaster of the school. Rule 2B (2) of CLPRA Rules 2017)	0	0	0
		Children Who Are Drop Out, Out Of School And Not Attending School Regularly	12	8	2
Total			4848	3710	88

MIZORAM

There are 11 districts in the state, but the Commission received data from only 05 districts. As per the instruction/direction of the Commission, a total of 03 activities were to be conducted in each district.

Activity 1: Awareness Programmes

The data received by the Commission reveals that 67 villages were covered in the 05 districts. A total of 3686 people participated in the programmes wherein 53 programmes were conducted at Village Panchayat Level, 08 at Block Level, 11 at Urban/Ward Level and 04 at Zila Tehsil Level.

S. No.	District	Coverage	Number of Awareness Programme Conducted	Total Participants	Number of village/block covered
--------	----------	----------	---	--------------------	---------------------------------

			d		
1.	Aizawl	Village Panchayat Level	0	0	0
		Block Level	0	0	0
		Urban/Ward Level	5	608	4
		Zila Tehsil	0	0	0
2.	Kolasib	Village Panchayat Level	9	64	9
		Block Level	2	236	2
		Urban/Ward Level	2	120	1
		Zila Tehsil	3	224	3
3.	Lawngtlai	Village Panchayat Level	12	646	12
		Block Level	5	231	4
		Urban/Ward Level	3	258	4
		Zila Tehsil	0	0	0
4.	Lunglei	Village Panchayat Level	5	110	5
		Block Level	1	20	1
		Urban/Ward Level	1	30	3
		Zila Tehsil	1	15	1
5.	Mamit	Village Panchayat Level	27	1124	18
		Block Level	0	0	0
		Urban/Ward Level	0	0	0
		Zila Tehsil	0	0	0
TOTAL			76	3686	67

Activity 2: Meeting of Officials/ Functionaries

The number of meetings held by the officials and functionaries were 121. The total numbers of participants in these meetings were 2079 among 287 blocks/villages.

S. No.	District	Meetings with Officials/Function	Number of Meetings	Total Officials	Number of village/Bloc
--------	----------	----------------------------------	--------------------	-----------------	------------------------

		aries	Held	Participate d	k Covered	etc.
1.	Aizawl	CDPOs	0	0	0	
		CWPOs	0	0	0	
		CWCs	0	0	0	
		AWWs	0	0	0	
		Gram Pradhans	0	0	0	
		Religious Priests Who May Be Responsible For Performing Marriages	0	0	0	
		Service Providers During Marriage Functions Such As Printing Press, Tent Providers, Managers Of Marriage Halls, Caterer, Music Bands And Decorators Etc.	0	0	0	
2.	Kolasib	CDPOs	2	22	2	
		CWPOs	1	9	4	
		CWCs	4	21	1	
		AWWs	6	22	6	
		Gram Pradhans	7	1862	7	
		Religious Priests Who May Be Responsible For Performing Marriages	3	8	3	
		Service Providers During Marriage Functions Such As Printing Press, Tent Providers, Managers Of Marriage Halls, Caterer, Music	2	6	2	

		Bands And Decorators Etc.			
3.	Lawngtlai	CDPOs	0	0	0
		CWPOs	0	0	0
		CWCs	0	0	0
		AWWs	1	20	1
		Gram Pradhans	2	32	2
		Religious Priests Who May Be Responsible For Performing Marriages	0	0	0
		Service Providers During Marriage Functions Such As Printing Press, Tent Providers, Managers Of Marriage Halls, Caterer, Music Bands And Decorators Etc.	0	0	0
4.	Lunglei	CDPOs	10	5	5
		CWPOs	30	10	20
		CWCs	5	2	3
		AWWs	10	5	10
		Gram Pradhans	10	3	10
		Religious Priests Who May Be Responsible For Performing Marriages	10	5	5
		Service Providers During Marriage Functions Such As Printing Press, Tent Providers, Managers Of Marriage Halls, Caterer, Music	10	5	10

		Bands And Decorators Etc.			
5.	Mamit	CDPOs	1	5	41
		CWPOs	4	30	56
		CWCs	3	7	99
		AWWs	0	0	0
		Gram Pradhans	0	0	0
		Religious Priests Who May Be Responsible For Performing Marriages	0	0	0
		Service Providers During Marriage Functions Such As Printing Press, Tent Providers, Managers Of Marriage Halls, Caterer, Music Bands And Decorators Etc.	0	0	0
Total			121	2079	287

Activity 3: Identification of vulnerable children

Among the 05 districts, 654 blocks and villages were covered, where 1647 schools were mapped out to identify children absent from school for 30 consecutive days without intimation to the Principal or Headmaster, and it was found that 288 numbers of children were mapped. Further 1647 schools were mapped to identify number of children dropped out from school, where 768 number of children were mapped out.

S. No.	District	Identification of Vulnerable Children	Number of Children Identified	Total No of Schools Mapped	Number of village/Block etc. Covered
1.	Aizawl	Number of children	0	882	160

		absent from school consecutively for 30 days without intimation to the Principal or Headmaster of the school. Rule 2B (2) of CLPRA Rules 2017)			
		Children Who Are Drop Out, Out Of School And Not Attending School Regularly	15	882	160
2.	Kolasib	Number of children absent from school consecutively for 30 days without intimation to the Principal or Headmaster of the school. Rule 2B (2) of CLPRA Rules 2017)	0	281	47
		Children Who Are Drop Out, Out Of School And Not Attending School Regularly	127	281	47
3.	Lawngtlai	Number of children absent from school consecutively for 30 days without intimation to the Principal or Headmaster of the school. Rule 2B (2) of CLPRA Rules 2017)	0	69	4
		Children Who Are Drop Out, Out Of School And Not Attending School Regularly	310	69	4
4.	Lunglei	Number of children absent from school consecutively for 30 days without intimation	288	35	17

		to the Principal or Headmaster of the school. Rule 2B (2) of CLPRA Rules 2017)			
		Children Who Are Drop Out, Out Of School And Not Attending School Regularly	288	35	17
5.	Mamit	Number of children absent from school consecutively for 30 days without intimation to the Principal or Headmaster of the school. Rule 2B (2) of CLPRA Rules 2017)	0	380	99
		Children Who Are Drop Out, Out Of School And Not Attending School Regularly	28	380	99
Total			1056	3294	654

NAGALAND

There are 16 districts in the state, but the Commission received data from only 10 districts. As per the instruction/direction of the Commission, a total of 03 activities were to be conducted in each district.

Activity 1: Awareness Programmes

The data received by the Commission reveals that 387 villages were covered in 10 districts. A total of 6420 people participated in the programmes wherein 92 programmes were conducted at Village Panchayat level, 38 at Block Level, 120 at Urban/Ward Level and 14 at Zila Tehsil Level.

S. No.	District	Coverage	Number of Awareness Programmes	Total Participants	Number of villages/
--------	----------	----------	--------------------------------	--------------------	---------------------

			e Conducte d		block covered
1	Dimapur	Village Panchayat Level	2	100	2
		Block Level	3	150	3
		Urban/Ward Level	3	150	3
		Zila Tehsil	2	150	2
2	Kiphire	Village Panchayat Level	10	350	10
		Block Level	1	280	1
		Urban/Ward Level	5	600	5
		Zila Tehsil	1	320	1
3	Kohima	Village Panchayat Level	4	435	3
		Block Level	2	256	3
		Urban/Ward Level	0	0	0
		Zila Tehsil	0	0	0
4	Mokokchung	Village Panchayat Level	2	80	5
		Block Level	2	100	14
		Urban/Ward Level	1	80	13
		Zila Tehsil	1	40	6
5	Mon	Village Panchayat Level	11	320	8
		Block Level	8	260	8
		Urban/Ward Level	35	380	8
		Zila Tehsil	0	0	0
6	Peren	Village Panchayat Level	2	102	28
		Block Level	2	82	4
		Urban/Ward Level	01	86	1
		Zila Tehsil	1	46	3
7	Phek	Village Panchayat Level	42	65	99

		Block Level	6	110	6
		Urban/Ward Level	0	0	0
		Zila Tehsil	0	0	0
8	Tuensang	Village Panchayat Level	8	234	25
		Block Level	6	180	21
		Urban/Ward Level	35	268	14
		Zila Tehsil	9	70	8
9	Wokha	Village Panchayat Level	01	40	8
		Block Level	0	0	0
		Urban/Ward Level	0	0	0
		Zila Tehsil	0	0	0
10	Zunheboto	Village Panchayat Level	10	480	32
		Block Level	8	256	28
		Urban/Ward Level	40	350	15
		Zila Tehsil	0	0	0
TOTAL			264	6420	387

Activity 2: Meeting of Officials/ Functionaries

The number of meetings held by the officials and functionaries were 423. The total numbers of participants in these meetings were 1317 among 750 blocks/villages.

S. No.	District	Meetings with Officials/Functionaries	Number of Meetings Held	Total Officials Participated	Number of village/Block etc. Covered
1	Dimapur	CDPOs	3	5	18
		CWPOs	3	6	2
		CWCs	4	8	5
		AWWs	2	6	1
		Gram Pradhans	1	5	1
		Religious Priests	1	3	1

		Who May Be Responsible For Performing Marriages			
		Service Providers During Marriage Functions Such As Printing Press, Tent Providers, Managers Of Marriage Halls, Caterer, Music Bands And Decorators Etc.	2	5	334
2	Kiphire	CDPOs	1	5	1
		CWPOs	1	3	1
		CWCs	1	5	1
		AWWs	5	60	5
		Gram Pradhans	1	5	1
		Religious Priests Who May Be Responsible For Performing Marriages	1	25	1
		Service Providers During Marriage Functions Such As Printing Press, Tent Providers, Managers Of Marriage Halls, Caterer, Music Bands And Decorators Etc.	1	30	1
3	Kohima	CDPOs	2	6	2
		CWPOs	1	3	1
		CWCs	3	6	1
		AWWs	2	26	2

		Gram Pradhans	0	0	0
		Religious Priests Who May Be Responsible For Performing Marriages	2	16	2
		Service Providers During Marriage Functions Such As Printing Press, Tent Providers, Managers Of Marriage Halls, Caterer, Music Bands And Decorators Etc.	2	9	2
4	Mokokchung	CDPOs	1	4	1
		CWPOs	1	4	1
		CWCs	4	4	1
		AWWs	10	2	4
		Gram Pradhans	1	2	2
		Religious Priests Who May Be Responsible For Performing Marriages	0	0	0
		Service Providers During Marriage Functions Such As Printing Press, Tent Providers, Managers Of Marriage Halls, Caterer, Music Bands And Decorators Etc.	0	0	0
5	Mon	CDPOs	3	6	8
		CWPOs	1	14	8

		CWCs	6	24	8
		AWWs	2	480	8
		Gram Pradhans	1	11	5
		Religious Priests Who May Be Responsible For Performing Marriages	1	30	8
		Service Providers During Marriage Functions Such As Printing Press, Tent Providers, Managers Of Marriage Halls, Caterer, Music Bands And Decorators Etc.	1	12	2
6	Peren	CDPOs	2	8	6
		CWPOs	2	16	0
		CWCs	4	12	0
		AWWs	2	30	28
		Gram Pradhans	2	54	2
		Religious Priests Who May Be Responsible For Performing Marriages	0	0	0
		Service Providers During Marriage Functions Such As Printing Press, Tent Providers, Managers Of Marriage Halls, Caterer, Music Bands And Decorators Etc.	2	25	2

7	Phek	CDPOs	13	13	30
		CWPOs	2	18	32
		CWCs	4	8	30
		AWWs	2	27	25
		Gram Pradhans	0	0	0
		Religious Priests Who May Be Responsible For Performing Marriages	0	0	0
		Service Providers During Marriage Functions Such As Printing Press, Tent Providers, Managers Of Marriage Halls, Caterer, Music Bands And Decorators Etc.	0	0	0
8	Tuensang	CDPOs	7	6	21
		CWPOs	1	4	3
		CWCs	4	23	19
		AWWs	94	3	6
		Gram Pradhans	4	65	7
		Religious Priests Who May Be Responsible For Performing Marriages	4	18	7
		Service Providers During Marriage Functions Such As Printing Press, Tent Providers, Managers Of Marriage Halls, Caterer, Music	1	8	6

		Bands And Decorators Etc.			
9	Wokha	CDPOs	1	0	0
		CWPOs	0	0	0
		CWCs	1	40	8
		AWWs	1	40	8
		Gram Pradhans	0	0	0
		Religious Priests Who May Be Responsible For Performing Marriages	0	0	0
		Service Providers During Marriage Functions Such As Printing Press, Tent Providers, Managers Of Marriage Halls, Caterer, Music Bands And Decorators Etc.	0	0	0
10	Zunheboto	CDPOs	8	6	24
		CWPOs	1	4	3
		CWCs	5	25	20
		AWWs	180	4	8
		Gram Pradhans	0	0	0
		Religious Priests Who May Be Responsible For Performing Marriages	4	20	8
		Service Providers During Marriage Functions Such As Printing Press, Tent Providers, Managers Of	1	10	8

		Marriage Halls, Caterer, Music Bands And Decorators Etc.			
TOTAL			423	1317	750

Activity 3: Identification of vulnerable children

Among the 10 districts, 217 blocks and villages were covered. 557 schools were mapped out to identify children absent from school for 30 consecutive days without intimation to the Principal or Headmaster, and it was found that 90 children were mapped. Further 519 schools were mapped to identify number of children dropped out from school, where 880 children were mapped out.

S. No.	District	Identification of Vulnerable Children	Number of Children Identified	Total No of Schools Mapped	Number of village/Block etc. Covered
1	Dimapur	Number of children absent from school consecutively for 30 days without intimation to the Principal or Headmaster of the school. Rule 2B (2) of CLPRA Rules 2017)	0	12	12
		Children Who Are Drop Out, Out Of School And Not Attending School Regularly	334	12	12
2	Kiphire	Number of children absent from school consecutively for 30 days without	5	14	14

		intimation to the Principal or Headmaster of the school. Rule 2B (2) of CLPRA Rules 2017)			
		Children Who Are Drop Out, Out Of School And Not Attending School Regularly	42	14	14
3	Kohima	Number of children absent from school consecutively for 30 days without intimation to the Principal or Headmaster of the school. Rule 2B (2) of CLPRA Rules 2017)	5	63	96
		Children Who Are Drop Out, Out Of School And Not Attending School Regularly	3	4	6
4	Mokokchung	Number of children absent from school consecutively for 30 days without intimation to the Principal or Headmaster of the school. Rule 2B (2) of CLPRA Rules 2017)	3	11	2
		Children Who Are Drop Out, Out Of School And Not Attending School	47	39	3

		Regularly			
5	Mon	Number of children absent from school consecutively for 30 days without intimation to the Principal or Headmaster of the school. Rule 2B (2) of CLPRA Rules 2017)	22	121	8
		Children Who Are Drop Out, Out Of School And Not Attending School Regularly	20	121	8
6	Peren	Number of children absent from school consecutively for 30 days without intimation to the Principal or Headmaster of the school. Rule 2B (2) of CLPRA Rules 2017)	0	20	4
		Children Who Are Drop Out, Out Of School And Not Attending School Regularly	25	20	4
7	Phek	Number of children absent from school consecutively for 30 days without intimation to the Principal or Headmaster of the school. Rule 2B (2) of CLPRA Rules	0	0	0

		2017)			
		Children Who Are Drop Out, Out Of School And Not Attending School Regularly	0	0	0
8	Tuensang	Number of children absent from school consecutively for 30 days without intimation to the Principal or Headmaster of the school. Rule 2B (2) of CLPRA Rules 2017)	25	148	7
		Children Who Are Drop Out, Out Of School And Not Attending School Regularly	160	121	6
9	Wokha	Number of children absent from school consecutively for 30 days without intimation to the Principal or Headmaster of the school. Rule 2B (2) of CLPRA Rules 2017)	0	0	0
		Children Who Are Drop Out, Out Of School And Not Attending School Regularly	50	20	5
10	Zunheboto	Number of children absent from school consecutively for 30	30	168	8

		days without intimation to the Principal or Headmaster of the school. Rule 2B (2) of CLPRA Rules 2017)			
		Children Who Are Drop Out, Out Of School And Not Attending School Regularly	199	168	8
TOTAL			970	1076	217

ODISHA

There are 30 districts in the state, but the Commission received data from only 24 districts. As per the instruction/direction of the Commission, a total of 03 activities were to be conducted in each district.

Activity 1: Awareness Programmes

The data received by the Commission reveals that 30755 villages were covered in the 24 districts. A total of 393922 people participated in the programmes wherein 30867 programmes were conducted at Village Panchayat Level, 880 at Block Level, 1030 at Urban/Ward Level and 499 at Zila Tehsil Level.

S. No.	District	Coverage	Number of Awareness Programme Conducted	Total Participants	Number of village/block covered
1	Angul	Village Panchayat Level	1709	32137	1310
		Block Level	8	339	08
		Urban/Ward Level	04	356	04
		Zila Tehsil	01	111	01
2	Balangir	Village Panchayat Level	317	22144	858

		Block Level	42	2587	14
		Urban/Ward Level	5	620	5
		Zila Tehsil	8	860	1
3	Balasore	Village Panchayat Level	2083	13940	2391
		Block Level	52	1047	3140
		Urban/Ward Level	12	55	818
		Zila Tehsil	0	0	0
4	Bargarh	Village Panchayat Level	253	3224	1157
		Block Level	12	151	12
		Urban/Ward Level	142	1545	63
		Zila Tehsil	01	17	0
5	Bhadrak	Village Panchayat Level	872	32587	872
		Block Level	32	4562	7
		Urban/Ward Level	16	320	16
		Zila Tehsil	4	485	7
6	Deogarh	Village Panchayat Level	788	72785	717
		Block Level	12	750	3
		Urban/Ward Level	15	1200	11
		Zila Tehsil	09	4000	1
7	Gajapati	Village Panchayat Level	398	3186	7
		Block Level	25	405	1153
		Urban/Ward Level	1	35	16
		Zila Tehsil	2	153	9
8	Ganjam	Village Panchayat Level	4551	56147	3322
		Block Level	22	413	22
		Urban/Ward Level	280	2049	280
		Zila Tehsil	1	62	22
9	Jagatsinghapur	Village Panchayat Level	198	2970	8
		Block Level	8	160	8
		Urban/Ward Level	39	702	2
		Zila Tehsil	0	0	0
10	Jajpur	Village Panchayat Level	23	1642	126
		Block Level	3	134	126

		Urban/Ward Level	0	0	0
		Zila Tehsil	0	0	0
11	Jharsuguda	Village Panchayat Level	78	7945	354
		Block Level	5	1120	5
		Urban/Ward Level	3	742	3
		Zila Tehsil	4	256	5
12	Kalahandi	Village Panchayat Level	1248	25712	1248
		Block Level	13	894	1248
		Urban/Ward Level	6	584	12
		Zila Tehsil	1	212	8
13	Kendrapara	Village Panchayat Level	1025	18198	1108
		Block Level	44	845	103
		Urban/Ward Level	30	398	37
		Zila Tehsil	5	2029	9
14	Kendujhar (Keonjhar)	Village Panchayat Level	11124	133284	3132
		Block Level	13	780	0
		Urban/Ward Level	35	5400	0
		Zila Tehsil	0	0	0
15	Khordha	Village Panchayat Level	388	7775	148
		Block Level	380	6500	10
		Urban/Ward Level	351	5598	3
		Zila Tehsil	436	11227	1
16	Koraput	Village Panchayat Level	880	42500	380
		Block Level	42	2221	14
		Urban/Ward Level	32	623	72
		Zila Tehsil	12	820	14
17	Malkangiri	Village Panchayat Level	333	4995	111
		Block Level	21	525	07
		Urban/Ward Level	06	132	02
		Zila Tehsil	3	105	1
18	Mayurbhanj	Village Panchayat Level	404	4040	404
		Block Level	26	1236	404
		Urban/Ward Level	30	600	404

		Zila Tehsil	1	100	26
19	Nabarangpur	Village Panchayat Level	2321	31364	2321
		Block Level	10	386	10
		Urban/Ward Level	2	108	2
		Zila Tehsil	1	50	10
20	Nayagarh	Village Panchayat Level	256	15598	1354
		Block Level	38	1678	8
		Urban/Ward Level	4	98	4
		Zila Tehsil	2	70	1
21	Nuapada	Village Panchayat Level	131	6550	5
		Block Level	5	400	5
		Urban/Ward Level	3	180	3
		Zila Tehsil	2	120	2
22	Puri	Village Panchayat Level	676	8112	169
		Block Level	44	1760	11
		Urban/Ward Level	6	670	30
		Zila Tehsil	2	190	11
23	Sonepur	Village Panchayat Level	151	3158	109
		Block Level	6	390	6
		Urban/Ward Level	4	204	4
		Zila Tehsil	3	231	1
24	Sundargarh	Village Panchayat Level	660	31324	748
		Block Level	17	2313	102
		Urban/Ward Level	4	4081	48
		Zila Tehsil	1	179	1
Total			33276	660490	30755

Activity 2: Meeting of Officials/ Functionaries

The number of meetings held by the officials and functionaries were 65611. The total numbers of participants in these meetings were 499223 among 51539 blocks/villages.

S.	District	Meetings with	Number	Total	Number
----	----------	---------------	--------	-------	--------

No		Officials/Functionaries	of Meetings Held	Officials Participated	of village/Block etc. Covered
1	Angul	CDPOs	02	16	08
		CWPOs	0	0	0
		CWCs	1	9	08
		AWWs	08	1420	08
		Gram Pradhans	04	176	04
		Religious Priests Who May Be Responsible For Performing Marriages	8	421	8
		Service Providers During Marriage Functions Such As Printing Press, Tent Providers, Managers Of Marriage Halls, Caterer, Music Bands And Decorators Etc.	8	345	8
2	Balangir	CDPOs	14	890	14
		CWPOs	4	208	22
		CWCs	4	30	14
		AWWs	2775	5670	1759
		Gram Pradhans	317	336	317
		Religious Priests Who May Be Responsible For Performing Marriages	3	150	4
		Service Providers During Marriage Functions Such As Printing Press, Tent Providers, Managers Of Marriage Halls, Caterer, Music Bands And Decorators Etc.	3	120	4
3	Balasore	CDPOs	60	572	2145
		CWPOs	0	0	0

		CWCs	1	11	2
		AWWs	10265	11765	2927
		Gram Pradhans	1	11	12
		Religious Priests Who May Be Responsible For Performing Marriages	1	12	15
		Service Providers During Marriage Functions Such As Printing Press, Tent Providers, Managers Of Marriage Halls, Caterer, Music Bands And Decorators Etc.	0	0	0000
4	Bargarh	CDPOs	13	151	1157
		CWPOs	13	190	13
		CWCs	04	60	13
		AWWs	2332	25652	2919
		Gram Pradhans	253	406	1157
		Religious Priests Who May Be Responsible For Performing Marriages	12	68	12
		Service Providers During Marriage Functions Such As Printing Press, Tent Providers, Managers Of Marriage Halls, Caterer, Music Bands And Decorators Etc.	12	163	12
5	Bhadrak	CDPOs	32	81	7
		CWPOs	4	17	7
		CWCs	4	20	1
		AWWs	872	2435	7
		Gram Pradhans	4	225	200
		Religious Priests Who May Be Responsible For Performing Marriages	4	32	7
		Service Providers During	4	75	7

		Marriage Functions Such As Printing Press, Tent Providers, Managers Of Marriage Halls, Caterer, Music Bands And Decorators Etc.			
6	Deogarh	CDPOs	12	264	3
		CWPOs	7	75	5
		CWCs	3	25	1
		AWWs	58	798	60
		Gram Pradhans	70	70	70
		Religious Priests Who May Be Responsible For Performing Marriages	12	78	70
		Service Providers During Marriage Functions Such As Printing Press, Tent Providers, Managers Of Marriage Halls, Caterer, Music Bands And Decorators Etc.	12	145	70
7	Gajapati	CDPOs	2	12	7
		CWPOs	1	11	7
		CWCs	2	8	1
		AWWs	398	2789	7
		Gram Pradhans	112	112	7
		Religious Priests Who May Be Responsible For Performing Marriages	0	0	0
		Service Providers During Marriage Functions Such As Printing Press, Tent Providers, Managers Of Marriage Halls, Caterer, Music Bands And Decorators Etc.	1	52	5
8	Ganjam	CDPOs	5	110	22

		CWPOs	0	0	0
		CWCs	0	0	0
		AWWs	210	5161	3322
		Gram Pradhans	4551	2116	22
		Religious Priests Who May Be Responsible For Performing Marriages	136	1613	22
		Service Providers During Marriage Functions Such As Printing Press, Tent Providers, Managers Of Marriage Halls, Caterer, Music Bands And Decorators Etc.	0	0	0
9	Jagatsingh apur	CDPOs	1	8	8
		CWPOs	0	0	0
		CWCs	1	5	1
		AWWs	74	1815	8
		Gram Pradhans	1	19	1
		Religious Priests Who May Be Responsible For Performing Marriages	0	0	0
		Service Providers During Marriage Functions Such As Printing Press, Tent Providers, Managers Of Marriage Halls, Caterer, Music Bands And Decorators Etc.	0	0	0
10	Jajpur	CDPOs	0	0	0
		CWPOs	0	0	0
		CWCs	0	0	0
		AWWs	12	201	126
		Gram Pradhans	0	0	0
		Religious Priests Who May Be Responsible For Performing Marriages	0	0	0

		Service Providers During Marriage Functions Such As Printing Press, Tent Providers, Managers Of Marriage Halls, Caterer, Music Bands And Decorators Etc.	0	0	0
11	Jharsuguda	CDPOs	4	240	7
		CWPOs	12	6232	8
		CWCs	4	100	5
		AWWs	967	2825	419
		Gram Pradhans	78	3745	78
		Religious Priests Who May Be Responsible For Performing Marriages	4	200	5
		Service Providers During Marriage Functions Such As Printing Press, Tent Providers, Managers Of Marriage Halls, Caterer, Music Bands And Decorators Etc.	4	212	5
12	Kalahandi	CDPOs	14	112	1248
		CWPOs	1	60	1248
		CWCs	1	5	1248
		AWWs	2363	82705	1248
		Gram Pradhans	6	310	1248
		Religious Priests Who May Be Responsible For Performing Marriages	1	120	843
		Service Providers During Marriage Functions Such As Printing Press, Tent Providers, Managers Of Marriage Halls, Caterer, Music Bands And Decorators Etc.	2	300	1248

13	Kendrapar a	CDPOs	45	993	228
		CWPOs	0	0	0
		CWCs	7	69	3
		AWWs	949	7162	1196
		Gram Pradhans	64	64	69
		Religious Priests Who May Be Responsible For Performing Marriages	39	142	340
		Service Providers During Marriage Functions Such As Printing Press, Tent Providers, Managers Of Marriage Halls, Caterer, Music Bands And Decorators Etc.	18	93	17
14	Kendujhar (Keonjhar)	CDPOs	14	168	0
		CWPOs	0	0	0
		CWCs	14	3000	0
		AWWs	3352	0	2132
		Gram Pradhans	297	3245	0
		Religious Priests Who May Be Responsible For Performing Marriages	2	10	5
		Service Providers During Marriage Functions Such As Printing Press, Tent Providers, Managers Of Marriage Halls, Caterer, Music Bands And Decorators Etc.	0	0	0
15	Khordha	CDPOs	55	120	1480
		CWPOs	0	0	0
		CWCs	4	120	20
		AWWs	10216	73	1495
		Gram Pradhans	190	50	1491
		Religious Priests Who May	1113	25	194

		Be Responsible For Performing Marriages			
		Service Providers During Marriage Functions Such As Printing Press, Tent Providers, Managers Of Marriage Halls, Caterer, Music Bands And Decorators Etc.	950	20	194
16	Koraput	CDPOs	14	840	14
		CWPOs	25	250	14
		CWCs	12	181	14
		AWWs	3397	62400	3397
		Gram Pradhans	220	2225	220
		Religious Priests Who May Be Responsible For Performing Marriages	50	560	140
		Service Providers During Marriage Functions Such As Printing Press, Tent Providers, Managers Of Marriage Halls, Caterer, Music Bands And Decorators Etc.	20	320	14
17	Malkangiri	CDPOs	21	525	7
		CWPOs	21	525	7
		CWCs	9	237	9
		AWWs	7043	84516	3136
		Gram Pradhans	22	330	330
		Religious Priests Who May Be Responsible For Performing Marriages	111	555	185
		Service Providers During Marriage Functions Such As Printing Press, Tent Providers, Managers Of Marriage Halls, Caterer,	03	36	36

		Music Bands And Decorators Etc.			
18	Mayurbhanj	CDPOs	26	260	404
		CWPOs	0	0	0
		CWCs	0	0	0
		AWWs	5153	61306	3700
		Gram Pradhans	0	0	0
		Religious Priests Who May Be Responsible For Performing Marriages	0	0	0
		Service Providers During Marriage Functions Such As Printing Press, Tent Providers, Managers Of Marriage Halls, Caterer, Music Bands And Decorators Etc.	0	0	0
19	Nabarangpur	CDPOs	182	89	182
		CWPOs	0	0	0
		CWCs	0	0	0
		AWWs	2321	31364	2321
		Gram Pradhans	189	2907	189
		Religious Priests Who May Be Responsible For Performing Marriages	10	324	10
		Service Providers During Marriage Functions Such As Printing Press, Tent Providers, Managers Of Marriage Halls, Caterer, Music Bands And Decorators Etc.	0	0	0
20	Nayagarh	CDPOs	3	105	8
		CWPOs	1	26	8
		CWCs	1	4	1
		AWWs	1	195	123

		Gram Pradhans	4	189	189
		Religious Priests Who May Be Responsible For Performing Marriages	1	36	1
		Service Providers During Marriage Functions Such As Printing Press, Tent Providers, Managers Of Marriage Halls, Caterer, Music Bands And Decorators Etc.	0	0	0
21	Nuapada	CDPOs	5	25	300
		CWPOs	5	25	300
		CWCs	1	7	1
		AWWs	5	25	300
		Gram Pradhans	0	0	0
		Religious Priests Who May Be Responsible For Performing Marriages	0	0	0
		Service Providers During Marriage Functions Such As Printing Press, Tent Providers, Managers Of Marriage Halls, Caterer, Music Bands And Decorators Etc.	0	0	0
22	Puri	CDPOs	45	450	169
		CWPOs	1	90	11
		CWCs	20	70	1
		AWWs	169	8112	169
		Gram Pradhans	169	1760	11
		Religious Priests Who May Be Responsible For Performing Marriages	6	201	11
		Service Providers During Marriage Functions Such As Printing Press, Tent	1	72	11

		Providers, Managers Of Marriage Halls, Caterer, Music Bands And Decorators Etc.			
23	Sonepur	CDPOs	3	58	6
		CWPOs	1	48	6
		CWCs	3	3	6
		AWWs	6	422	4
		Gram Pradhans	2	78	2
		Religious Priests Who May Be Responsible For Performing Marriages	3	114	3
		Service Providers During Marriage Functions Such As Printing Press, Tent Providers, Managers Of Marriage Halls, Caterer, Music Bands And Decorators Etc.	3	56	3
24	Sundargarh	CDPOs	21	23732	168
		CWPOs	0	0	0
		CWCs	2	5	1
		AWWs	2595	31214	807
		Gram Pradhans	136	2296	189
		Religious Priests Who May Be Responsible For Performing Marriages	35	298	35
		Service Providers During Marriage Functions Such As Printing Press, Tent Providers, Managers Of Marriage Halls, Caterer, Music Bands And Decorators Etc.	1	13	1
TOTAL			65611	499223	51539

Activity 3: Identification of vulnerable children

Among the 24 districts, 19683 blocks and villages were covered, 13331 schools were mapped out to identify children absent from school for 30 consecutive days without intimation to the Principal or Headmaster, and it was found that 5570 numbers of children were mapped. Further 13084 schools were mapped to identify number of children dropped out from school, where 5483 number of children were mapped out.

S. No.	District	Identification of Vulnerable Children	Number of Children Identified	Total No of Schools Mapped	Number of village/Block etc. Covered
1	Angul	Number of children absent from school consecutively for 30 days without intimation to the Principal or Headmaster of the school. Rule 2B (2) of CLPRA Rules 2017)	911	750	8
		Children Who Are Drop Out, Out Of School And Not Attending School Regularly	0	750	8
2	Balangir	Number of children absent from school consecutively for 30 days without intimation to the Principal or Headmaster of the school. Rule 2B (2) of CLPRA Rules 2017)	89	621	1759
		Children Who Are Drop Out, Out Of School And Not Attending School Regularly	1011	365	1759
3	Balasore	Number of children absent from school	0	0	0

		consecutively for 30 days without intimation to the Principal or Headmaster of the school. Rule 2B (2) of CLPRA Rules 2017)			
		Children Who Are Drop Out, Out Of School And Not Attending School Regularly	0	0	0
4	Bargarh	Number of children absent from school consecutively for 30 days without intimation to the Principal or Headmaster of the school. Rule 2B (2) of CLPRA Rules 2017)	204	1884	1208
		Children Who Are Drop Out, Out Of School And Not Attending School Regularly	204	1884	1208
5	Bhadrak	Number of children absent from school consecutively for 30 days without intimation to the Principal or Headmaster of the school. Rule 2B (2) of CLPRA Rules 2017)	288	310	7
		Children Who Are Drop Out, Out Of School And Not Attending School Regularly	0	310	7
6	Deogarh	Number of children absent from school consecutively for 30 days without intimation to the Principal or	0	0	0

		Headmaster of the school. Rule 2B (2) of CLPRA Rules 2017)			
		Children Who Are Drop Out, Out Of School And Not Attending School Regularly	0	0	0
7	Gajapati	Number of children absent from school consecutively for 30 days without intimation to the Principal or Headmaster of the school. Rule 2B (2) of CLPRA Rules 2017)	28	1009	7
		Children Who Are Drop Out, Out Of School And Not Attending School Regularly	28	1009	7
8	Ganjam	Number of children absent from school consecutively for 30 days without intimation to the Principal or Headmaster of the school. Rule 2B (2) of CLPRA Rules 2017)	389	1150	1520
		Children Who Are Drop Out, Out Of School And Not Attending School Regularly	389	1150	1520
9	Jagatsinghapur	Number of children absent from school consecutively for 30 days without intimation to the Principal or Headmaster of the school. Rule 2B (2) of CLPRA Rules 2017)	16	11	11

		Children Who Are Drop Out, Out Of School And Not Attending School Regularly	44	20	20
10	Jajpur	Number of children absent from school consecutively for 30 days without intimation to the Principal or Headmaster of the school. Rule 2B (2) of CLPRA Rules 2017)	0	0	0
		Children Who Are Drop Out, Out Of School And Not Attending School Regularly	0	0	0
11	Jharsuguda	Number of children absent from school consecutively for 30 days without intimation to the Principal or Headmaster of the school. Rule 2B (2) of CLPRA Rules 2017)	0	760	5
		Children Who Are Drop Out, Out Of School And Not Attending School Regularly	0	760	5
12	Kalahandi	Number of children absent from school consecutively for 30 days without intimation to the Principal or Headmaster of the school. Rule 2B (2) of CLPRA Rules 2017)	3	2584	1248
		Children Who Are Drop Out, Out Of School And Not Attending School	0	2584	1248

		Regularly			
13	Kendrapa ra	Number of children absent from school consecutively for 30 days without intimation to the Principal or Headmaster of the school. Rule 2B (2) of CLPRA Rules 2017)	0	1515	1507
		Children Who Are Drop Out, Out Of School And Not Attending School Regularly	7	1515	1507
14	Kendujhar (Keonjhar)	Number of children absent from school consecutively for 30 days without intimation to the Principal or Headmaster of the school. Rule 2B (2) of CLPRA Rules 2017)	0	0	0
		Children Who Are Drop Out, Out Of School And Not Attending School Regularly	0	0	0
15	Khordha	Number of children absent from school consecutively for 30 days without intimation to the Principal or Headmaster of the school. Rule 2B (2) of CLPRA Rules 2017)	1366	184	10
		Children Who Are Drop Out, Out Of School And Not Attending School Regularly	1366	184	10
16		Number of children absent from school	0	0	0

	Koraput	consecutively for 30 days without intimation to the Principal or Headmaster of the school. Rule 2B (2) of CLPRA Rules 2017)			
		Children Who Are Drop Out, Out Of School And Not Attending School Regularly	0	0	0
17	Malkangiri	Number of children absent from school consecutively for 30 days without intimation to the Principal or Headmaster of the school. Rule 2B (2) of CLPRA Rules 2017)	591	737	737
		Children Who Are Drop Out, Out Of School And Not Attending School Regularly	591	737	737
18	Mayurbhanj	Number of children absent from school consecutively for 30 days without intimation to the Principal or Headmaster of the school. Rule 2B (2) of CLPRA Rules 2017)	0	0	0
		Children Who Are Drop Out, Out Of School And Not Attending School Regularly	0	0	0
19	Nabarangpur	Number of children absent from school consecutively for 30 days without intimation to the Principal or	1197	331	10

		Headmaster of the school. Rule 2B (2) of CLPRA Rules 2017)			
		Children Who Are Drop Out, Out Of School And Not Attending School Regularly	1197	331	10
20	Nayagarh	Number of children absent from school consecutively for 30 days without intimation to the Principal or Headmaster of the school. Rule 2B (2) of CLPRA Rules 2017)	116	1344	1779
		Children Who Are Drop Out, Out Of School And Not Attending School Regularly	395	1344	1779
21	Nuapada	Number of children absent from school consecutively for 30 days without intimation to the Principal or Headmaster of the school. Rule 2B (2) of CLPRA Rules 2017)	0	0	0
		Children Who Are Drop Out, Out Of School And Not Attending School Regularly	0	0	0
22	Puri	Number of children absent from school consecutively for 30 days without intimation to the Principal or Headmaster of the school. Rule 2B (2) of CLPRA Rules 2017)	0	30	1

		Children Who Are Drop Out, Out Of School And Not Attending School Regularly	5	30	1
23	Sonapur	Number of children absent from school consecutively for 30 days without intimation to the Principal or Headmaster of the school. Rule 2B (2) of CLPRA Rules 2017)	347	107	06
		Children Who Are Drop Out, Out Of School And Not Attending School Regularly	221	107	6
24	Sundargarh	Number of children absent from school consecutively for 30 days without intimation to the Principal or Headmaster of the school. Rule 2B (2) of CLPRA Rules 2017)	25	4	14
		Children Who Are Drop Out, Out Of School And Not Attending School Regularly	25	4	14
Total			11053	26415	19683

PUNJAB

There are 23 districts in the state, but the Commission received data from only 22 districts. As per the instruction/direction of the Commission, a total of 03 activities were to be conducted in each district.

Activity 1: Awareness Programmes

The data received by the Commission reveals that 7393 villages were covered in the 22 districts. A total of 359979 people participated in the

programmes wherein 9492 programmes were conducted at Village Panchayat Level, 331 at Block Level, 1125 at Urban/Ward Level and 141 at Zila Tehsil Level.

S. No.	District	Coverage	Number of Awareness Programme Conducted	Total Participants	Number of village/block covered
1	Amritsar	Village Panchayat Level	150	3210	48
		Block Level	38	450	45
		Urban/Ward Level	150	3498	30
		Zila Tehsil	2	1200	12
2	Barnala	Village Panchayat Level	170	3400	170
		Block Level	3	498	3
		Urban/Ward Level	3	250	25
		Zila Tehsil	1	150	1
3	Bathinda	Village Panchayat Level	62	1154	8
		Block Level	4	350	4
		Urban/Ward Level	3	1240	1
		Zila Tehsil	0	0	0
4	Faridkot	Village Panchayat Level	16	505	9
		Block Level	2	350	2
		Urban/Ward Level	5	300	2
		Zila Tehsil	0	0	0
5	Fazilka	Village Panchayat Level	500	15000	428
		Block Level	6	1000	70
		Urban/Ward Level	2	400	30
		Zila Tehsil	0	0	0

6	Ferozepur	Village Panchayat Level	469	6320	413
		Block Level	38	1233	104
		Urban/Ward Level	58	995	66
		Zila Tehsil	0	0	0
7	Gurdaspur	Village Panchayat Level	951	15684	960
		Block Level	96	2821	457
		Urban/Ward Level	80	1308	41
		Zila Tehsil	0	0	0
8	Hoshiarpur	Village Panchayat Level	4319	57013	1344
		Block Level	6	990	6
		Urban/Ward Level	259	4100	60
		Zila Tehsil	12	3500	01
9	Jalandhar	Village Panchayat Level	02	2	1
		Block Level	0	0	0
		Urban/Ward Level	0	0	0
		Zila Tehsil	0	0	0
10	Kapurthala	Village Panchayat Level	105	1575	105
		Block Level	1	180	100
		Urban/Ward Level	1	90	13
		Zila Tehsil	0	0	0
11	Ludhiana	Village Panchayat Level	151	1681	151
		Block Level	16	305	16
		Urban/Ward Level	50	400	4
		Zila Tehsil	12	870	4
12	Malerkotla	Village Panchayat Level	99	885	102
		Block Level	2	130	30
		Urban/Ward Level	122	900	32
		Zila Tehsil	3	250	10

13	Mansa	Village Panchayat Level	150	1900	5
		Block Level	5	500	5
		Urban/Ward Level	5	500	5
		Zila Tehsil	72	1050	5
14	Moga	Village Panchayat Level	227	6768	227
		Block Level	7	985	7
		Urban/Ward Level	260	3500	260
		Zila Tehsil	15	3600	1
15	Muktsar	Village Panchayat Level	92	2700	92
		Block Level	1	70	1
		Urban/Ward Level	1	70	1
		Zila Tehsil	1	70	1
16	Nawanshah r (Shahid Bhagat Singh Nagar)	Village Panchayat Level	610	5646	164
		Block Level	10	420	4
		Urban/Ward Level	29	420	17
		Zila Tehsil	4	150	186
17	Pathankot	Village Panchayat Level	112	2800	3
		Block Level	0	0	0
		Urban/Ward Level	15	500	2
		Zila Tehsil	0	0	0
18	Patiala	Village Panchayat Level	242	687	118
		Block Level	70	102	44
		Urban/Ward Level	55	98	23
		Zila Tehsil	19	57	09
19	Rupnagar	Village Panchayat Level	274	6242	274
		Block Level	6	478	6
		Urban/Ward Level	4	174	7
		Zila Tehsil	0	0	0

20	Sahibzada Ajit Singh Nagar (Mohali)	Village Panchayat Level	189	2405	189
		Block Level	2	195	2
		Urban/Ward Level	3	97	3
		Zila Tehsil	0	0	0
21	Sangrur	Village Panchayat Level	54	1051	94
		Block Level	10	320	24
		Urban/Ward Level	17	387	17
		Zila Tehsil	0	0	0
22	Tarn Taran	Village Panchayat Level	548	180000	548
		Block Level	8	1350	96
		Urban/Ward Level	3	500	45
		Zila Tehsil	0	00	0
Total			11089	359979	7393

Activity 2: Meeting of Officials/ Functionaries

The number of meetings held by the officials and functionaries were 9938. The total numbers of participants in these meetings were 138157 among 11242 blocks/villages.

S. No.	District	Meetings with Officials/Functionaries	Number of Meetings Held	Total Officials Participated	Number of village/Block etc. Covered
1	Amritsar	CDPOs	15	95	22
		CWPOs	10	150	24
		CWCs	5	25	30
		AWWs	532	2002	262
		Gram Pradhans	5	30	10
		Religious Priests Who May Be Responsible For Performing	5	40	4

		Marriages			
		Service Providers During Marriage Functions Such As Printing Press, Tent Providers, Managers Of Marriage Halls, Caterer, Music Bands And Decorators Etc.	5	245	345
2	Barnala	CDPOs	3	15	3
		CWPOs	1	25	3
		CWCs	2	3	0
		AWWs	5	140	75
		Gram Pradhans	42	588	152
		Religious Priests Who May Be Responsible For Performing Marriages	3	32	170
		Service Providers During Marriage Functions Such As Printing Press, Tent Providers, Managers Of Marriage Halls, Caterer, Music Bands And Decorators Etc.	3	15	3
3	Bathinda	CDPOs	4	20	4
		CWPOs	1	22	1
		CWCs	1	8	1
		AWWs	62	350	8
		Gram Pradhans	32	354	4
		Religious Priests Who May Be	3	50	1

		Responsible For Performing Marriages			
		Service Providers During Marriage Functions Such As Printing Press, Tent Providers, Managers Of Marriage Halls, Caterer, Music Bands And Decorators Etc.	0	0	0
4	Faridkot	CDPOs	3	15	3
		CWPOs	3	15	3
		CWCs	3	15	3
		AWWs	7	430	3
		Gram Pradhans	16	470	9
		Religious Priests Who May Be Responsible For Performing Marriages	16	470	9
		Service Providers During Marriage Functions Such As Printing Press, Tent Providers, Managers Of Marriage Halls, Caterer, Music Bands And Decorators Etc.	0	0	0
5	Fazilka	CDPOs	4	35	4
		CWPOs	1	39	13
		CWCs	2	8	0
		AWWs	13	600	250
		Gram Pradhans	70	800	250

		Religious Priests Who May Be Responsible For Performing Marriages	3	40	250
		Service Providers During Marriage Functions Such As Printing Press, Tent Providers, Managers Of Marriage Halls, Caterer, Music Bands And Decorators Etc.	1	30	250
6	Ferozpur	CDPOs	2	60	6
		CWPOs	2	42	1
		CWCs	4	6	1
		AWWs	72	1261	72
		Gram Pradhans	365	3470	311
		Religious Priests Who May Be Responsible For Performing Marriages	91	1235	92
		Service Providers During Marriage Functions Such As Printing Press, Tent Providers, Managers Of Marriage Halls, Caterer, Music Bands And Decorators Etc.	49	608	48
7	Gurdaspur	CDPOs	73	2555	858
		CWPOs	0	0	0
		CWCs	0	0	0

		AWWs	1885	24703	1164
		Gram Pradhans	0	0	0
		Religious Priests Who May Be Responsible For Performing Marriages	0	0	0
		Service Providers During Marriage Functions Such As Printing Press, Tent Providers, Managers Of Marriage Halls, Caterer, Music Bands And Decorators Etc.	0	0	0
8	Hoshiarpur	CDPOs	14	140	18
		CWPOs	10	120	10
		CWCs	12	300	12
		AWWs	3705	60000	1926
		Gram Pradhans	0	0	0
		Religious Priests Who May Be Responsible For Performing Marriages	0	0	0
		Service Providers During Marriage Functions Such As Printing Press, Tent Providers, Managers Of Marriage Halls, Caterer, Music Bands And Decorators Etc.	0	0	0
9	Jalandhar	CDPOs	0	0	0

		CWPOs	0	0	0
		CWCs	0	0	0
		AWWs	0	0	0
		Gram Pradhans	0	0	0
		Religious Priests Who May Be Responsible For Performing Marriages	0	0	0
		Service Providers During Marriage Functions Such As Printing Press, Tent Providers, Managers Of Marriage Halls, Caterer, Music Bands And Decorators Etc.	0	0	0
10	Kapurthala	CDPOs	1	158	105
		CWPOs	107	1737	5
		CWCs	0	0	0
		AWWs	480	5576	258
		Gram Pradhans	0	0	0
		Religious Priests Who May Be Responsible For Performing Marriages	0	0	0
		Service Providers During Marriage Functions Such As Printing Press, Tent Providers, Managers Of Marriage Halls, Caterer, Music Bands And	0	0	0

		Decorators Etc.			
11	Ludhiana	CDPOs	2	35	16
		CWPOs	3	46	46
		CWCs	2	38	2
		AWWs	39	1458	16
		Gram Pradhans	0	0	0
		Religious Priests Who May Be Responsible For Performing Marriages	29	207	16
		Service Providers During Marriage Functions Such As Printing Press, Tent Providers, Managers Of Marriage Halls, Caterer, Music Bands And Decorators Etc.	8	67	8
12	Malerkotla	CDPOs	4	20	21
		CWPOs	2	12	0
		CWCs	3	4	0
		AWWs	24	529	192
		Gram Pradhans	0	0	0
		Religious Priests Who May Be Responsible For Performing Marriages	0	0	0
		Service Providers During Marriage Functions Such As Printing Press, Tent Providers, Managers Of Marriage Halls,	0	0	0

		Caterer, Music Bands And Decorators Etc.			
13	Mansa	CDPOs	4	8	5
		CWPOs	4	5	5
		CWCs	8	5	5
		AWWs	15	30	160
		Gram Pradhans	11	8	5
		Religious Priests Who May Be Responsible For Performing Marriages	2	5	5
		Service Providers During Marriage Functions Such As Printing Press, Tent Providers, Managers Of Marriage Halls, Caterer, Music Bands And Decorators Etc.	5	5	50
14	Moga	CDPOs	10	40	227
		CWPOs	6	43	5
		CWCs	6	43	5
		AWWs	4	240	5
		Gram Pradhans	16	125	5
		Religious Priests Who May Be Responsible For Performing Marriages	4	48	5
		Service Providers During Marriage Functions Such As Printing Press, Tent Providers,	4	93	5

		Managers Of Marriage Halls, Caterer, Music Bands And Decorators Etc.			
15	Muktsar	CDPOs	1	10	1
		CWPOs	4	16	4
		CWCs	1	9	1
		AWWs	92	360	92
		Gram Pradhans	0	0	0
		Religious Priests Who May Be Responsible For Performing Marriages	92	360	92
		Service Providers During Marriage Functions Such As Printing Press, Tent Providers, Managers Of Marriage Halls, Caterer, Music Bands And Decorators Etc.	0	0	0
16	Nawanshahar (Shahid Bhagat Singh Nagar)	CDPOs	72	633	5
		CWPOs	3	20	3
		CWCs	30	547	16
		AWWs	393	4600	55
		Gram Pradhans	371	4100	3
		Religious Priests Who May Be Responsible For Performing Marriages	18	58	3
		Service Providers During Marriage Functions Such As	3	15	6

		Printing Press, Tent Providers, Managers Of Marriage Halls, Caterer, Music Bands And Decorators Etc.			
17	Pathankot	CDPOs	0	0	0
		CWPOs	0	0	0
		CWCs	0	0	0
		AWWs	0	0	0
		Gram Pradhans	0	0	0
		Religious Priests Who May Be Responsible For Performing Marriages	0	0	0
		Service Providers During Marriage Functions Such As Printing Press, Tent Providers, Managers Of Marriage Halls, Caterer, Music Bands And Decorators Etc.	0	0	0
18	Patiala	CDPOs	4	20	10
		CWPOs	5	17	3
		CWCs	4	8	7
		AWWs	57	81	22
		Gram Pradhans	7	22	7
		Religious Priests Who May Be Responsible For Performing Marriages	8	78	62
		Service Providers	0	0	0

		During Marriage Functions Such As Printing Press, Tent Providers, Managers Of Marriage Halls, Caterer, Music Bands And Decorators Etc.			
19	Rupnagar	CDPOs	8	616	8
		CWPOs	0	0	0
		CWCs	0	0	0
		AWWs	358	7296	364
		Gram Pradhans	0	0	0
		Religious Priests Who May Be Responsible For Performing Marriages	0	0	0
		Service Providers During Marriage Functions Such As Printing Press, Tent Providers, Managers Of Marriage Halls, Caterer, Music Bands And Decorators Etc.	0	0	0
20	Sahibzada Ajit Singh Nagar (Mohali)	CDPOs	7	720	118
		CWPOs	4	90	3
		CWCs	1	10	1
		AWWs	145	1457	185
		Gram Pradhans	75	75	185
		Religious Priests Who May Be Responsible For Performing	1	30	1

		Marriages			
		Service Providers During Marriage Functions Such As Printing Press, Tent Providers, Managers Of Marriage Halls, Caterer, Music Bands And Decorators Etc.	2	30	2
21	Sangrur	CDPOs	16	662	18
		CWPOs	03	210	03
		CWCs	05	172	07
		AWWs	57	444	78
		Gram Pradhans	12	332	07
		Religious Priests Who May Be Responsible For Performing Marriages	0	0	0
		Service Providers During Marriage Functions Such As Printing Press, Tent Providers, Managers Of Marriage Halls, Caterer, Music Bands And Decorators Etc.	0	0	0
22	Tarn Taran	CDPOs	8	75	8
		CWPOs	1	32	8
		CWCs	2	8	0
		AWWs	13	1250	548
		Gram Pradhans	83	1350	345
		Religious Priests Who May Be	3	48	548

	Responsible For Performing Marriages			
	Service Providers During Marriage Functions Such As Printing Press, Tent Providers, Managers Of Marriage Halls, Caterer, Music Bands And Decorators Etc.	1	35	548
Total		9938	138157	11242

Activity 3: Identification of vulnerable children

Among the 22 districts, 4405 blocks and villages were covered, where 5377 schools were mapped out to identify children absent from school for 30 consecutive days without intimation to the Principal or Headmaster, and it was found that 4429 numbers of children were mapped. Further 7148 schools were mapped to identify number of children dropped out from school, where 6366 number of children were mapped out.

S. No.	District	Identification of Vulnerable Children	Number of Children Identified	Total No of Schools Mapped	Number of village/Block etc. Covered
1	Amritsar	Number of children absent from school consecutively for 30 days without intimation to the Principal or Headmaster of the school. Rule 2B (2) of CLPRA Rules 2017)	0	2551	15
		Children Who Are Drop Out, Out Of	1958	981	15

		School And Not Attending School Regularly			
2	Barnala	Number of children absent from school consecutively for 30 days without intimation to the Principal or Headmaster of the school. Rule 2B (2) of CLPRA Rules 2017)	25	280	170
		Children Who Are Drop Out, Out Of School And Not Attending School Regularly	15	155	155
3	Bathinda	Number of children absent from school consecutively for 30 days without intimation to the Principal or Headmaster of the school. Rule 2B (2) of CLPRA Rules 2017)	278	278	9
		Children Who Are Drop Out, Out Of School And Not Attending School Regularly	55	278	9
4	Faridkot	Number of children absent from school consecutively for 30 days without intimation to the Principal or Headmaster of the school. Rule 2B (2) of CLPRA Rules 2017)	391	156	5

		Children Who Are Drop Out, Out Of School And Not Attending School Regularly	391	156	5
5	Fazlika	Number of children absent from school consecutively for 30 days without intimation to the Principal or Headmaster of the school. Rule 2B (2) of CLPRA Rules 2017)	67	30	428
		Children Who Are Drop Out, Out Of School And Not Attending School Regularly	67	25	428
6	Ferozpur	Number of children absent from school consecutively for 30 days without intimation to the Principal or Headmaster of the school. Rule 2B (2) of CLPRA Rules 2017)	0	0	0
		Children Who Are Drop Out, Out Of School And Not Attending School Regularly	458	224	879
7	Gurdaspur	Number of children absent from school consecutively for 30 days without intimation to the Principal or Headmaster of the	3587	237	19

		school. Rule 2B (2) of CLPRA Rules 2017)			
		Children Who Are Drop Out, Out Of School And Not Attending School Regularly	193	237	19
8	Hoshiarpur	Number of children absent from school consecutively for 30 days without intimation to the Principal or Headmaster of the school. Rule 2B (2) of CLPRA Rules 2017)	21	8	21
		Children Who Are Drop Out, Out Of School And Not Attending School Regularly	457	164	21
9	Jalandhar	Number of children absent from school consecutively for 30 days without intimation to the Principal or Headmaster of the school. Rule 2B (2) of CLPRA Rules 2017)	0	0	0
		Children Who Are Drop Out, Out Of School And Not Attending School Regularly	0	0	0
10	Kapurthala	Number of children absent from school consecutively for 30 days without	0	0	0

		intimation to the Principal or Headmaster of the school. Rule 2B (2) of CLPRA Rules 2017)			
		Children Who Are Drop Out, Out Of School And Not Attending School Regularly	22	782	9
11	Ludhiana	Number of children absent from school consecutively for 30 days without intimation to the Principal or Headmaster of the school. Rule 2B (2) of CLPRA Rules 2017)	0	0	0
		Children Who Are Drop Out, Out Of School And Not Attending School Regularly	219	1051	19
12	Malerkotla	Number of children absent from school consecutively for 30 days without intimation to the Principal or Headmaster of the school. Rule 2B (2) of CLPRA Rules 2017)	0	0	0
		Children Who Are Drop Out, Out Of School And Not Attending School Regularly	170	185	212
13	Mansa	Number of children	0	152	5

		absent from school consecutively for 30 days without intimation to the Principal or Headmaster of the school. Rule 2B (2) of CLPRA Rules 2017)			
		Children Who Are Drop Out, Out Of School And Not Attending School Regularly	377	157	5
14	Moga	Number of children absent from school consecutively for 30 days without intimation to the Principal or Headmaster of the school. Rule 2B (2) of CLPRA Rules 2017)	0	0	0
		Children Who Are Drop Out, Out Of School And Not Attending School Regularly	126	237	237
15	Muktsar	Number of children absent from school consecutively for 30 days without intimation to the Principal or Headmaster of the school. Rule 2B (2) of CLPRA Rules 2017)	1	1	1
		Children Who Are Drop Out, Out Of School And Not Attending School	1	1	1

		Regularly			
16	Nawanshahr (Shahid Bhagat Singh Nagar)	Number of children absent from school consecutively for 30 days without intimation to the Principal or Headmaster of the school. Rule 2B (2) of CLPRA Rules 2017)	10	804	7
		Children Who Are Drop Out, Out Of School And Not Attending School Regularly	21	804	7
17	Pathankot	Number of children absent from school consecutively for 30 days without intimation to the Principal or Headmaster of the school. Rule 2B (2) of CLPRA Rules 2017)	0	0	0
		Children Who Are Drop Out, Out Of School And Not Attending School Regularly	1313	0	0
18	Patiala	Number of children absent from school consecutively for 30 days without intimation to the Principal or Headmaster of the school. Rule 2B (2) of CLPRA Rules 2017)	0	0	0
		Children Who Are	112	95	95

		Drop Out, Out Of School And Not Attending School Regularly			
19	Rupnagar	Number of children absent from school consecutively for 30 days without intimation to the Principal or Headmaster of the school. Rule 2B (2) of CLPRA Rules 2017)	0	50	10
		Children Who Are Drop Out, Out Of School And Not Attending School Regularly	33	57	10
20	Sahibzada Ajit Singh Nagar (Mohali)	Number of children absent from school consecutively for 30 days without intimation to the Principal or Headmaster of the school. Rule 2B (2) of CLPRA Rules 2017)	0	56	11
		Children Who Are Drop Out, Out Of School And Not Attending School Regularly	297	766	19
21	Sangrur	Number of children absent from school consecutively for 30 days without intimation to the Principal or Headmaster of the school. Rule 2B (2) of	0	0	0

		CLPRA Rules 2017)			
		Children Who Are Drop Out, Out Of School And Not Attending School Regularly	63	19	19
22	TarnTaran	Number of children absent from school consecutively for 30 days without intimation to the Principal or Headmaster of the school. Rule 2B (2) of CLPRA Rules 2017)	49	774	774
		Children Who Are Drop Out, Out Of School And Not Attending School Regularly	18	774	766
TOTAL			10795	12525	4405

RAJASTHAN

There are 53 districts in the state, but the Commission received data from only 20 districts. As per the instruction/direction of the Commission, a total of 03 activities were to be conducted in each district.

Activity 1: Awareness Programmes

The data received by the Commission reveals that 6094 villages were covered in the 20 districts. A total of 367976 people participated in the programmes wherein 4196 programmes were conducted at Village Panchayat Level, 308 at Block Level, 478 at Urban/Ward Level and 147 at Zila Tehsil Level.

S. No.	District	Coverage	Number of Awareness Programme Conducted	Total Participants	Number of village/block covered
--------	----------	----------	---	--------------------	---------------------------------

			d		
1	Banswara	Village Panchayat Level	30	500	218
		Block Level	10	350	08
		Urban/Ward Level	10	342	06
		Zila Tehsil	5	2	7
2	Baran	Village Panchayat Level	7	300	12
		Block Level	5	450	16
		Urban/Ward Level	8	350	10
		Zila Tehsil	6	310	20
3	Bharatpur	Village Panchayat Level	1	60	1
		Block Level	2	150	2
		Urban/Ward Level	0	0	0
		Zila Tehsil	7	510	7
4	Bhilwara	Village Panchayat Level	39	935	27
		Block Level	5	325	5
		Urban/Ward Level	2	35	2
		Zila Tehsil	3	250	1
5	Bundi	Village Panchayat Level	150	3750	4
		Block Level	12	425	4
		Urban/Ward Level	0	0	0
		Zila Tehsil	5	230	5
6	Chittorgarh	Village Panchayat Level	75	1500	97
		Block Level	12	480	12
		Urban/Ward Level	15	200	15
		Zila Tehsil	3	119	1
7	Dausa	Village Panchayat Level	287	3420	690
		Block Level	11	155	345
		Urban/Ward Level	1	8	0

		Zila Tehsil	1	13	0
8	Dungarpur	Village Panchayat Level	25	950	04
		Block Level	10	250	02
		Urban/Ward Level	10	200	01
		Zila Tehsil	02	55	6
9	Hanumangarh	Village Panchayat Level	269	14140	458
		Block Level	21	947	07
		Urban/Ward Level	217	3030	07
		Zila Tehsil	21	947	07
10	Jalore	Village Panchayat Level	1071	136444	435
		Block Level	44	1046	55
		Urban/Ward Level	95	3280	77
		Zila Tehsil	59	1137	113
11	Jhalawar	Village Panchayat Level	254	2454	254
		Block Level	8	155	8
		Urban/Ward Level	5	859	5
		Zila Tehsil	0	0	0
12	Jhunjhunu	Village Panchayat Level	248	7440	248
		Block Level	09	660	9
		Urban/Ward Level	12	240	12
		Zila Tehsil	1	49	9
13	Karauli	Village Panchayat Level	3	23241	235
		Block Level	3	567	8
		Urban/Ward Level	3	1205	4
		Zila Tehsil	3	845	4
14	Kota	Village Panchayat Level	05	500	05
		Block Level	01	25	01
		Urban/Ward Level	01	50	01

		Zila Tehsil	01	30	05
15	Nagaur	Village Panchayat Level	2	1850	1632
		Block Level	2	975	15
		Urban/Ward Level	2	475	15
		Zila Tehsil	2	405	15
16	Pali	Village Panchayat Level	562	10189	351
		Block Level	50	2197	10
		Urban/Ward Level	38	643	37
		Zila Tehsil	22	1172	10
17	Sikar	Village Panchayat Level	08	1846	13
		Block Level	06	1150	17
		Urban/Ward Level	21	450	21
		Zila Tehsil	02	1500	05
18	Sri Ganganagar	Village Panchayat Level	1125	120996	203
		Block Level	95	3277	62
		Urban/Ward Level	37	3205	24
		Zila Tehsil	3	390	02
19	Tonk	Village Panchayat Level	35	1228	92
		Block Level	2	51	61
		Urban/Ward Level	1	31	7
		Zila Tehsil	1	31	7
20	Udaipur	Village Panchayat Level	0	0	0
		Block Level	0	0	0
		Urban/Ward Level	0	0	0
		Zila Tehsil	0	0	0
TOTAL			5129	367976	6094

Activity 2: Meeting of Officials/ Functionaries

The number of meetings held by the officials and functionaries

were 6119. The total numbers of participants in these meetings were 86109 among 4262 blocks/villages.

S. No.	District	Meetings with Officials/Functionaries	Number of Meetings Held	Total Officials Participated	Number of village/Block etc. Covered
1	Banswara	CDPOs	0	0	0
		CWPOs	0	0	0
		CWCs	0	0	0
		AWWs	0	0	0
		Gram Pradhans	0	0	0
		Religious Priests Who May Be Responsible For Performing Marriages	15	40	14
		Service Providers During Marriage Functions Such As Printing Press, Tent Providers, Managers Of Marriage Halls, Caterer, Music Bands And Decorators Etc.	0	0	0
2	Baran	CDPOs	1	15	5
		CWPOs	1	11	6
		CWCs	5	10	5
		AWWs	5	15	8
		Gram Pradhans	7	14	7
		Religious Priests Who May Be Responsible For Performing Marriages	5	5	5
		Service Providers During Marriage Functions Such As Printing Press, Tent Providers, Managers Of Marriage Halls,	15	17	15

		Caterer, Music Bands And Decorators Etc.			
3	Bharatpur	CDPOs	1	60	1
		CWPOs	2	30	1
		CWCs	3	40	1
		AWWs	1	65	1
		Gram Pradhans	0	0	0
		Religious Priests Who May Be Responsible For Performing Marriages	0	0	0
		Service Providers During Marriage Functions Such As Printing Press, Tent Providers, Managers Of Marriage Halls, Caterer, Music Bands And Decorators Etc.	0	0	0
4	Bhilwara	CDPOs	3	165	3
		CWPOs	2	15	2
		CWCs	5	28	5
		AWWs	8	136	8
		Gram Pradhans	5	48	5
		Religious Priests Who May Be Responsible For Performing Marriages	0	0	0
		Service Providers During Marriage Functions Such As Printing Press, Tent Providers, Managers Of Marriage Halls, Caterer, Music Bands And Decorators Etc.	2	11	2
5	Bundi	CDPOs	2	35	4

		CWPOs	2	30	4
		CWCs	4	185	5
		AWWs	25	850	5
		Gram Pradhans	125	1500	5
		Religious Priests Who May Be Responsible For Performing Marriages	0	0	0
		Service Providers During Marriage Functions Such As Printing Press, Tent Providers, Managers Of Marriage Halls, Caterer, Music Bands And Decorators Etc.	1	35	5
6	Chittorgarh	CDPOs	1	45	1
		CWPOs	27	67	110
		CWCs	1	45	1
		AWWs	12	1760	12
		Gram Pradhans	0	0	0
		Religious Priests Who May Be Responsible For Performing Marriages	1	23	1
		Service Providers During Marriage Functions Such As Printing Press, Tent Providers, Managers Of Marriage Halls, Caterer, Music Bands And Decorators Etc.	1	14	1
7	Dausa	CDPOs	1	11	11
		CWPOs	0	0	0
		CWCs	1	13	0
		AWWs	0	0	0

		Gram Pradhans	0	0	0
		Religious Priests Who May Be Responsible For Performing Marriages	0	0	0
		Service Providers During Marriage Functions Such As Printing Press, Tent Providers, Managers Of Marriage Halls, Caterer, Music Bands And Decorators Etc.	0	0	0
8	Dungarpur	CDPOs	01	05	02
		CWPOs	01	04	04
		CWCs	02	08	01
		AWWs	0	0	0
		Gram Pradhans	0	0	0
		Religious Priests Who May Be Responsible For Performing Marriages	0	0	0
		Service Providers During Marriage Functions Such As Printing Press, Tent Providers, Managers Of Marriage Halls, Caterer, Music Bands And Decorators Etc.	5	50	15
9	Hanumang arh	CDPOs	21	947	07
		CWPOs	4	94	03
		CWCs	05	416	03
		AWWs	2496	22464	458
		Gram Pradhans	269	14140	269
		Religious Priests Who May Be Responsible For Performing	0	0	0

		Marriages			
		Service Providers During Marriage Functions Such As Printing Press, Tent Providers, Managers Of Marriage Halls, Caterer, Music Bands And Decorators Etc.	02	560	02
10	Jalore	CDPOs	4	32	20
		CWPOs	124	1785	221
		CWCs	30	60	20
		AWWs	56	1550	306
		Gram Pradhans	40	430	65
		Religious Priests Who May Be Responsible For Performing Marriages	22	112	42
		Service Providers During Marriage Functions Such As Printing Press, Tent Providers, Managers Of Marriage Halls, Caterer, Music Bands And Decorators Etc.	32	248	32
11	Jhalawar	CDPOs	2	16	8
		CWPOs	0	0	0
		CWCs	3	11	1
		AWWs	8	1215	8
		Gram Pradhans	8	45	8
		Religious Priests Who May Be Responsible For Performing Marriages	1	1	1
		Service Providers During Marriage Functions Such As	2	165	8

		Printing Press, Tent Providers, Managers Of Marriage Halls, Caterer, Music Bands And Decorators Etc.			
12	Jhunjhunu	CDPOs	9	108	9
		CWPOs	1	25	9
		CWCs	5	5	5
		AWWs	200	4600	9
		Gram Pradhans	248	7440	248
		Religious Priests Who May Be Responsible For Performing Marriages	5	45	5
		Service Providers During Marriage Functions Such As Printing Press, Tent Providers, Managers Of Marriage Halls, Caterer, Music Bands And Decorators Etc.	3	30	3
13	Karauli	CDPOs	7	25	7
		CWPOs	0	0	0
		CWCs	12	189	8
		AWWs	1245	8955	850
		Gram Pradhans	0	0	0
		Religious Priests Who May Be Responsible For Performing Marriages	0	0	0
		Service Providers During Marriage Functions Such As Printing Press, Tent Providers, Managers Of Marriage Halls, Caterer, Music Bands	0	0	0

		And Decorators Etc.			
14	Kota	CDPOs	0	0	0
		CWPOs	01	18	01
		CWCs	01	12	05
		AWWs	0	0	0
		Gram Pradhans	0	0	0
		Religious Priests Who May Be Responsible For Performing Marriages	01	43	01
		Service Providers During Marriage Functions Such As Printing Press, Tent Providers, Managers Of Marriage Halls, Caterer, Music Bands And Decorators Etc.	01	43	01
15	Nagaur	CDPOs	2	8	14
		CWPOs	2	32	15
		CWCs	5	100	15
		AWWs	2	2872	15
		Gram Pradhans	2	1500	15
		Religious Priests Who May Be Responsible For Performing Marriages	2	50	15
		Service Providers During Marriage Functions Such As Printing Press, Tent Providers, Managers Of Marriage Halls, Caterer, Music Bands And Decorators Etc.	2	30	15
16	Pali	CDPOs	10	98	10
		CWPOs	36	219	8

		CWCs	4	58	6
		AWWs	240	2385	220
		Gram Pradhans	0	0	0
		Religious Priests Who May Be Responsible For Performing Marriages	52	289	127
		Service Providers During Marriage Functions Such As Printing Press, Tent Providers, Managers Of Marriage Halls, Caterer, Music Bands And Decorators Etc.	85	496	125
17	Sikar	CDPOs	04	165	09
		CWPOs	02	70	23
		CWCs	07	210	09
		AWWs	08	235	12
		Gram Pradhans	05	50	07
		Religious Priests Who May Be Responsible For Performing Marriages	02	120	04
		Service Providers During Marriage Functions Such As Printing Press, Tent Providers, Managers Of Marriage Halls, Caterer, Music Bands And Decorators Etc.	01	30	08
18	Sri Ganganagar	CDPOs	21	185	39
		CWPOs	27	800	15
		CWCs	6	150	10
		AWWs	375	3914	245
		Gram Pradhans	17	240	35

		Religious Priests Who May Be Responsible For Performing Marriages	09	150	10
		Service Providers During Marriage Functions Such As Printing Press, Tent Providers, Managers Of Marriage Halls, Caterer, Music Bands And Decorators Etc.	18	260	29
19	Tonk	CDPOs	1	31	25
		CWPOs	1	31	22
		CWCs	1	31	7
		AWWs	1	31	25
		Gram Pradhans	0	0	0
		Religious Priests Who May Be Responsible For Performing Marriages	1	4	35
		Service Providers During Marriage Functions Such As Printing Press, Tent Providers, Managers Of Marriage Halls, Caterer, Music Bands And Decorators Etc.	1	31	169
20	Udaipur	CDPOs	0	0	0
		CWPOs	0	0	0
		CWCs	0	0	0
		AWWs	0	0	0
		Gram Pradhans	0	0	0
		Religious Priests Who May Be Responsible For Performing Marriages	0	0	0

		Service Providers During Marriage Functions Such As Printing Press, Tent Providers, Managers Of Marriage Halls, Caterer, Music Bands And Decorators Etc.	0	0	0
TOTAL			6119	86109	4262

Activity 3: Identification of vulnerable children

Among the 20 districts, 1919 blocks and villages were covered, where 10240 schools were mapped out to identify children absent from school for 30 consecutive days without intimation to the Principal or Headmaster, and it was found that 15983 numbers of children were mapped. Further 14617 schools were mapped to identify number of children dropped out from school, where 28911 number of children were mapped out.

S. No.	District	Identification of Vulnerable Children	Number of Children Identified	Total No of Schools Mapped	Number of village/Block etc. Covered
1	Banswara	Number of children absent from school consecutively for 30 days without intimation to the Principal or Headmaster of the school. Rule 2B (2) of CLPRA Rules 2017)	00	00	00
		Children Who Are Drop Out, Out Of School And Not Attending School	00	00	00

		Regularly			
2	Baran	Number of children absent from school consecutively for 30 days without intimation to the Principal or Headmaster of the school. Rule 2B (2) of CLPRA Rules 2017)	2	1	1
		Children Who Are Drop Out, Out Of School And Not Attending School Regularly	2	1	1
3	Bharatpur	Number of children absent from school consecutively for 30 days without intimation to the Principal or Headmaster of the school. Rule 2B (2) of CLPRA Rules 2017)	0	0	0
		Children Who Are Drop Out, Out Of School And Not Attending School Regularly	7622	1753	12
4	Bhilwara	Number of children absent from school consecutively for 30 days without intimation to the Principal or Headmaster of the school. Rule 2B (2) of CLPRA Rules 2017)	15	2834	13
		Children Who Are	847	2834	13

		Drop Out, Out Of School And Not Attending School Regularly			
5	Bundi	Number of children absent from school consecutively for 30 days without intimation to the Principal or Headmaster of the school. Rule 2B (2) of CLPRA Rules 2017)	0	0	0
		Children Who Are Drop Out, Out Of School And Not Attending School Regularly	40	12	3
6	Chittorgarh	Number of children absent from school consecutively for 30 days without intimation to the Principal or Headmaster of the school. Rule 2B (2) of CLPRA Rules 2017)	0	0	0
		Children Who Are Drop Out, Out Of School And Not Attending School Regularly	5674	1783	11
7	Dausa	Number of children absent from school consecutively for 30 days without intimation to the	0	0	0

		Principal or Headmaster of the school. Rule 2B (2) of CLPRA Rules 2017)			
		Children Who Are Drop Out, Out Of School And Not Attending School Regularly	0	0	0
8	Dungarpur	Number of children absent from school consecutively for 30 days without intimation to the Principal or Headmaster of the school. Rule 2B (2) of CLPRA Rules 2017)	205	395	10
		Children Who Are Drop Out, Out Of School And Not Attending School Regularly	310	0	10
9	Hanumang arh	Number of children absent from school consecutively for 30 days without intimation to the Principal or Headmaster of the school. Rule 2B (2) of CLPRA Rules 2017)	4336	1099	07
		Children Who Are Drop Out, Out Of School And Not Attending School Regularly	482	1099	07
10	Jalore	Number of children absent from school	0	825	05

		consecutively for 30 days without intimation to the Principal or Headmaster of the school. Rule 2B (2) of CLPRA Rules 2017)			
		Children Who Are Drop Out, Out Of School And Not Attending School Regularly	300	825	05
11	Jhalawar	Number of children absent from school consecutively for 30 days without intimation to the Principal or Headmaster of the school. Rule 2B (2) of CLPRA Rules 2017)	6715	1661	8
		Children Who Are Drop Out, Out Of School And Not Attending School Regularly	6734	1661	8
12	Jhunjhunu	Number of children absent from school consecutively for 30 days without intimation to the Principal or Headmaster of the school. Rule 2B (2) of CLPRA Rules 2017)	0	0	0
		Children Who Are Drop Out, Out Of School And Not Attending School Regularly	179	1567	981

13	Karauli	Number of children absent from school consecutively for 30 days without intimation to the Principal or Headmaster of the school. Rule 2B (2) of CLPRA Rules 2017)	0	0	0
		Children Who Are Drop Out, Out Of School And Not Attending School Regularly	330	0	0
14	Kota	Number of children absent from school consecutively for 30 days without intimation to the Principal or Headmaster of the school. Rule 2B (2) of CLPRA Rules 2017)	0	728	6
		Children Who Are Drop Out, Out Of School And Not Attending School Regularly	0	728	06
15	Nagaur	Number of children absent from school consecutively for 30 days without intimation to the Principal or Headmaster of the school. Rule 2B (2) of CLPRA Rules 2017)	0	220	15
		Children Who Are Drop Out, Out Of School And Not	0	220	15

		Attending School Regularly			
16	Pali	Number of children absent from school consecutively for 30 days without intimation to the Principal or Headmaster of the school. Rule 2B (2) of CLPRA Rules 2017)	3386	1763	10
		Children Who Are Drop Out, Out Of School And Not Attending School Regularly	5866	1763	10
17	Sikar	Number of children absent from school consecutively for 30 days without intimation to the Principal or Headmaster of the school. Rule 2B (2) of CLPRA Rules 2017)	592	85	53
		Children Who Are Drop Out, Out Of School And Not Attending School Regularly	297	96	44
18	Sri Ganganagar	Number of children absent from school consecutively for 30 days without intimation to the Principal or Headmaster of the school. Rule 2B (2) of CLPRA Rules 2017)	732	629	372

		Children Who Are Drop Out, Out Of School And Not Attending School Regularly	228	275	293
19	Tonk	Number of children absent from school consecutively for 30 days without intimation to the Principal or Headmaster of the school. Rule 2B (2) of CLPRA Rules 2017)	0	0	0
		Children Who Are Drop Out, Out Of School And Not Attending School Regularly	0	0	0
20	Udaipur	Number of children absent from school consecutively for 30 days without intimation to the Principal or Headmaster of the school. Rule 2B (2) of CLPRA Rules 2017)	0	0	0
		Children Who Are Drop Out, Out Of School And Not Attending School Regularly	0	0	0
TOTAL			44894	24857	1919

SIKKIM

There are 06 districts in the state, but the Commission received data from only 04 districts. As per the instruction/direction of the Commission, a total of 03 activities were to be conducted in each district.

Activity 1: Awareness Programmes

The data received by the Commission reveals that 93 villages were covered in the 04 districts. A total of 3407 people participated in the programmes wherein 23 programmes were conducted at Village Panchayat Level, 11 at Block Level, 7 at Urban/Ward Level and 03 at Zila Tehsil Level.

S. No.	District	Coverage	Number of Awareness Programme Conducted	Total Participants	Number of village/block covered
1	Gangtok	Village Panchayat Level	1	70	2
		Block Level	1	50	2
		Urban/Ward Level	1	55	4
		Zila Tehsil	1	80	5
2	Gyalshing	Village Panchayat Level	7	1080	11
		Block Level	1	200	4
		Urban/Ward Level	0	0	0
		Zila Tehsil	1	212	10
3	Mangan	Village Panchayat Level	10	100	4
		Block Level	4	150	4
		Urban/Ward Level	1	50	1
		Zila Tehsil	1	80	1
4	Namchi	Village Panchayat Level	5	190	20
		Block Level	5	190	20
		Urban/Ward Level	5	900	5
		Zila Tehsil	00	00	00
TOTAL			44	3407	93

Activity 2: Meeting of Officials/ Functionaries

The number of meetings held by the officials and functionaries

were 25. The Total numbers of participants in these meetings were 303 among 65 blocks/villages.

S. No.	District	Meetings with Officials/Functionaries	Number of Meetings Held	Total Officials Participated	Number of village/Block etc. Covered
1	Gangtok	CDPOs	1	5	5
		CWPOs	1	10	5
		CWCs	1	5	5
		AWWs	1	37	5
		Gram Pradhans	2	32	3
		Religious Priests Who May Be Responsible For Performing Marriages	0	0	0
		Service Providers During Marriage Functions Such As Printing Press, Tent Providers, Managers Of Marriage Halls, Caterer, Music Bands And Decorators Etc.	00	00	00
2	Gyalshing	CDPOs	1	6	5
		CWPOs	0	0	0
		CWCs	07	14	07
		AWWs	01	60	05
		Gram Pradhans	01	15	05
		Religious Priests Who May Be Responsible For Performing Marriages	0	0	0
		Service Providers During Marriage	0	0	0

		Functions Such As Printing Press, Tent Providers, Managers Of Marriage Halls, Caterer, Music Bands And Decorators Etc.			
3	Mangan	CDPOs	1	20	4
		CWPOs	1	20	4
		CWCs	1	20	4
		AWWs	1	20	4
		Gram Pradhans	1	20	4
		Religious Priests Who May Be Responsible For Performing Marriages	0	0	0
		Service Providers During Marriage Functions Such As Printing Press, Tent Providers, Managers Of Marriage Halls, Caterer, Music Bands And Decorators Etc.	0	0	0
4	Namchi	CDPOs	00	00	00
		CWPOs	00	00	00
		CWCs	04	19	00
		AWWs	00	00	00
		Gram Pradhans	00	00	00
		Religious Priests Who May Be Responsible For Performing Marriages	00	00	00
		Service Providers During Marriage	00	00	00

		Functions Such As Printing Press, Tent Providers, Managers Of Marriage Halls, Caterer, Music Bands And Decorators Etc.			
Total			25	303	65

Activity 3: Identification of vulnerable children

Among the 04 districts, 94 blocks and villages were covered, 383 schools were mapped out to identify children absent from school for 30 consecutive day without intimation to the Principal or Headmaster, and it was found that 50 children were mapped. Further 383 schools were mapped to identify number of children dropped out from school, where 216 number of Children were mapped out.

S. No.	District	Identification of Vulnerable Children	Number of Children Identified	Total No of Schools Mapped	Number of village/Block etc. Covered
1	Gangtok	Number of children absent from school consecutively for 30 days without intimation to the Principal or Headmaster of the school. Rule 2B (2) of CLPRA Rules 2017)	46	114	5
		Children Who Are Drop Out, Out Of School And Not Attending School Regularly	75	114	5
2	Gyalshing	Number of children absent from school consecutively for 30 days without intimation	04	126	05

		to the Principal or Headmaster of the school. Rule 2B (2) of CLPRA Rules 2017)			
		Children Who Are Drop Out, Out Of School And Not Attending School Regularly	67	126	05
3	Mangan	Number of children absent from school consecutively for 30 days without intimation to the Principal or Headmaster of the school. Rule 2B (2) of CLPRA Rules 2017)	0	110	4
		Children Who Are Drop Out, Out Of School And Not Attending School Regularly	3	110	4
4	Namchi	Number of children absent from school consecutively for 30 days without intimation to the Principal or Headmaster of the school. Rule 2B (2) of CLPRA Rules 2017)	00	33	33
		Children Who Are Drop Out, Out Of School And Not Attending School Regularly	71	33	33
Total			266	766	94

TAMIL NADU

There are 38 districts in the state, but the Commission received data from only 33 districts. As per the instruction/direction of the Commission, a total of 03 activities were to be conducted in each district.

Activity 1: Awareness Programmes

The data received by the Commission reveals that 7064 villages were covered in 33 districts. A total of 1460314 people participated in the programmes wherein 8654 programmes were conducted at Village Panchayat Level, 2242 at Block Level, 5387 at Urban/Ward Level and 259 at Zila Tehsil Level.

S. No.	District	Coverage	Number of Awareness Programme Conducted	Total Participants	Number of village/block covered
1	Ariyalur	Village Panchayat Level	23	1894	10
		Block Level	3	1120	2
		Urban/Ward Level	2	245	1
		Zila Tehsil	2	230	1
2	Chengalattu	Village Panchayat Level	109	6789	109
		Block Level	8	87	8
		Urban/Ward Level	0	0	0
		Zila Tehsil	0	0	0
3	Coimbatore	Village Panchayat Level	152	2550	60
		Block Level	80	650	10
		Urban/Ward Level	25	278	12
		Zila Tehsil	9	520	15
4	Cuddalore	Village Panchayat Level	1104	68900	683
		Block Level	21	762	14
		Urban/Ward Level	3	28	13
		Zila Tehsil	0	0	0
5	Dindigul	Village Panchayat Level	1048	103925	306
		Block Level	849	53487	14
		Urban/Ward Level	58	8198	23
		Zila Tehsil	10	631	3
6	Erode	Village Panchayat Level	21	2666	14
		Block Level	7	320	14
		Urban/Ward Level	0	0	0

		Zila Tehsil	2	2260	14
7	Kallakurichi	Village Panchayat Level	220	33000	220
		Block Level	9	33000	9
		Urban/Ward Level	3	16500	3
		Zila Tehsil	10	1500	9
8	Kanchipuram	Village Panchayat Level	522	3672	134
		Block Level	73	380	5
		Urban/Ward Level	5	160	5
		Zila Tehsil	40	302	5
9	Karur	Village Panchayat Level	157	57298	8
		Block Level	8	57298	8
		Urban/Ward Level	0	0	0
		Zila Tehsil	0	0	0
10	Krishnagiri	Village Panchayat Level	186	25802	186
		Block Level	12	2930	10
		Urban/Ward Level	39	78620	7
		Zila Tehsil	2	850	2
11	Madurai	Village Panchayat Level	43	6560	77
		Block Level	13	1031	7
		Urban/Ward Level	7	1339	3
		Zila Tehsil	00	00	00
12	Kanniyakumari	Village Panchayat Level	128	2304	95
		Block Level	14	252	9
		Urban/Ward Level	0	0	0
		Zila Tehsil	0	0	0
13	Namakkal	Village Panchayat Level	24	5059	15
		Block Level	10	1204	15
		Urban/Ward Level	3	993	3
		Zila Tehsil	1	600	1
14	Perambalur	Village Panchayat Level	25	2725	62
		Block Level	14	2100	4
		Urban/Ward Level	2	225	1
		Zila Tehsil	14	2100	4
15	Pudukkottai	Village Panchayat Level	18	1636	18

	tai	Block Level	10	140	10
		Urban/Ward Level	4	56	4
		Zila Tehsil	0	0	0
16	Ramanat hapuram	Village Panchayat Level	173	1710	173
		Block Level	44	475	11
		Urban/Ward Level	37	483	37
		Zila Tehsil	8	72133	393
17	Ranipet	Village Panchayat Level	90	9826	7
		Block Level	42	1268	7
		Urban/Ward Level	5	820	5
		Zila Tehsil	7	756	7
18	Salem	Village Panchayat Level	164	12420	164
		Block Level	51	4276	212
		Urban/Ward Level	34	2432	180
		Zila Tehsil	5	756	120
19	Sivaganga i	Village Panchayat Level	128	30675	123
		Block Level	48	912	12
		Urban/Ward Level	44	836	11
		Zila Tehsil	10	8500	4
20	Tenkasi	Village Panchayat Level	278	18053	125
		Block Level	88	4985	0
		Urban/Ward Level	7	358	0
		Zila Tehsil	15	5474	0
21	Thanjavu r	Village Panchayat Level	327	7230	427
		Block Level	14	730	14
		Urban/Ward Level	17	2953	1
		Zila Tehsil	8	355	8
22	Theni	Village Panchayat Level	615	22131	562
		Block Level	94	11869	71
		Urban/Ward Level	45	902	22
		Zila Tehsil	4	420	4
23	Thiruvall ur	Village Panchayat Level	920	50600	526
		Block Level	70	4700	14
		Urban/Ward Level	25	1500	3

		Zila Tehsil	40	2000	2
24	Thiruvarur	Village Panchayat Level	139	47980	93
		Block Level	88	21550	10
		Urban/Ward Level	12	430	4
		Zila Tehsil	0	0	0
25	Thoothukudi (Tuticorin)	Village Panchayat Level	25	1500	25
		Block Level	30	2700	13
		Urban/Ward Level	22	3800	22
		Zila Tehsil	8	650	8
26	Tirichirappalli	Village Panchayat Level	427	77571	259
		Block Level	213	73537	48
		Urban/Ward Level	4777	228856	16
		Zila Tehsil	0	0	0
27	Tirunelveli	Village Panchayat Level	476	23800	204
		Block Level	66	6600	9
		Urban/Ward Level	43	4300	10
		Zila Tehsil	38	3800	10
28	Tirupathur	Village Panchayat Level	426	44420	208
		Block Level	6	160	6
		Urban/Ward Level	9	1061	18
		Zila Tehsil	3	300	3
29	Tiruppur	Village Panchayat Level	23	3000	13
		Block Level	13	1525	13
		Urban/Ward Level	27	2553	13
		Zila Tehsil	10	2100	13
30	The Nilgiris	Village Panchayat Level	98	6564	35
		Block Level	131	77	4
		Urban/Ward Level	60	574	4
		Zila Tehsil	1	874	50
31	Vellore	Village Panchayat Level	407	6105	247
		Block Level	17	425	7
		Urban/Ward Level	60	3000	2
		Zila Tehsil	2	100	6

32	Viluppuram	Village Panchayat Level	134	8402	116
		Block Level	85	2111	13
		Urban/Ward Level	7	480	2
		Zila Tehsil	0	0	0
33	Virudhunagar	Village Panchayat Level	24	720	24
		Block Level	11	275	11
		Urban/Ward Level	5	200	5
		Zila Tehsil	10	500	10
TOTAL			16542	1460314	7064

Activity 2: Meeting of Officials/ Functionaries

The number of meetings held by the officials and functionaries were 33777. The total numbers of participants in these meetings were 718447 among 111976 blocks/villages.

S. No.	District	Meetings with Officials/Functionaries	Number of Meetings Held	Total Officials Participated	Number of village/Block etc. Covered
1	Ariyalur	CDPOs	1	60	1
		CWPOs	0	0	0
		CWCs	0	0	0
		AWWs	2	125	2
		Gram Pradhans	1	45	1
		Religious Priests Who May Be Responsible For Performing Marriages	0	0	0
		Service Providers During Marriage Functions Such As Printing Press, Tent Providers, Managers Of	0	0	0

		Marriage Halls, Caterer, Music Bands And Decorators Etc.			
2	Chengalpattu	CDPOs	8	8	8
		CWPOs	10	10	10
		CWCs	1	4	1
		AWWs	8	1266	8
		Gram Pradhans	0	0	0
		Religious Priests Who May Be Responsible For Performing Marriages	0	0	0
		Service Providers During Marriage Functions Such As Printing Press, Tent Providers, Managers Of Marriage Halls, Caterer, Music Bands And Decorators Etc.	0	0	0
4	Coimbatore	CDPOs	2	36	18
		CWPOs	12	52	12
		CWCs	4	55	13
		AWWs	16	235	12
		Gram Pradhans	32	916	3
		Religious Priests Who May Be Responsible For Performing Marriages	15	5	8
		Service Providers During Marriage Functions Such As Printing Press, Tent	12	15	6

		Providers, Managers Of Marriage Halls, Caterer, Music Bands And Decorators Etc.			
5	Cuddalore	CDPOs	02	26	13
		CWPOs	0	0	0
		CWCs	01	02	01
		AWWs	05	120	50
		Gram Pradhans	0	0	0
		Religious Priests Who May Be Responsible For Performing Marriages	0	0	0
		Service Providers During Marriage Functions Such As Printing Press, Tent Providers, Managers Of Marriage Halls, Caterer, Music Bands And Decorators Etc.	93	372	93
7	Dindigul	CDPOs	168	2097	40
		CWPOs	147	14179	14
		CWCs	9	161	1
		AWWs	1309	12082	354
		Gram Pradhans	1261	11807	306
		Religious Priests Who May Be Responsible For Performing Marriages	0	0	0
		Service Providers During Marriage	56	113	14

		Functions Such As Printing Press, Tent Providers, Managers Of Marriage Halls, Caterer, Music Bands And Decorators Etc.			
8	Erode	CDPOs	1	14	14
		CWPOs	0	0	0
		CWCs	1	4	1
		AWWs	0	0	0
		Gram Pradhans	1	220	14
		Religious Priests Who May Be Responsible For Performing Marriages	4	158	13
		Service Providers During Marriage Functions Such As Printing Press, Tent Providers, Managers Of Marriage Halls, Caterer, Music Bands And Decorators Etc.	0	0	0
9	Kallakurichi	CDPOs	55	14000	9
		CWPOs	216	10448	9
		CWCs	7	2500	9
		AWWs	55	14000	9
		Gram Pradhans	2	75	9
		Religious Priests Who May Be Responsible For Performing Marriages	0	0	0

		Service Providers During Marriage Functions Such As Printing Press, Tent Providers, Managers Of Marriage Halls, Caterer, Music Bands And Decorators Etc.	0	0	0
10	Kancheepuram	CDPOs	21	10	5
		CWPOs	442	35	5
		CWCs	586	20	5
		AWWs	230	10	230
		Gram Pradhans	134	3	134
		Religious Priests Who May Be Responsible For Performing Marriages	52	2	5
		Service Providers During Marriage Functions Such As Printing Press, Tent Providers, Managers Of Marriage Halls, Caterer, Music Bands And Decorators Etc.	30	2	5
11	Karur	CDPOs	0	0	0
		CWPOs	0	0	0
		CWCs	0	0	0
		AWWs	0	0	0
		Gram Pradhans	0	0	0
		Religious Priests Who May Be Responsible For	0	0	0

		Performing Marriages			
		Service Providers During Marriage Functions Such As Printing Press, Tent Providers, Managers Of Marriage Halls, Caterer, Music Bands And Decorators Etc.	0	0	0
12	Krishnagiri	CDPOs	4	30	10
		CWPOs	50	50	50
		CWCs	3	4	0
		AWWs	15	750	10
		Gram Pradhans	1332	333	333
		Religious Priests Who May Be Responsible For Performing Marriages	1	10	2
		Service Providers During Marriage Functions Such As Printing Press, Tent Providers, Managers Of Marriage Halls, Caterer, Music Bands And Decorators Etc.	5	20	2
13	Madurai	CDPOs	8	8	8
		CWPOs	2	2	2
		CWCs	00	00	00
		AWWs	23	122	12
		Gram Pradhans	00	00	00
		Religious Priests	00	00	00

		Who May Be Responsible For Performing Marriages			
		Service Providers During Marriage Functions Such As Printing Press, Tent Providers, Managers Of Marriage Halls, Caterer, Music Bands And Decorators Etc.	00	00	00
16	Kanniyakumari	CDPOs	1	9	9
		CWPOs	0	0	0
		CWCs	0	0	0
		AWWs	1	75	2
		Gram Pradhans	0	0	0
		Religious Priests Who May Be Responsible For Performing Marriages	0	0	0
		Service Providers During Marriage Functions Such As Printing Press, Tent Providers, Managers Of Marriage Halls, Caterer, Music Bands And Decorators Etc.	0	0	0
17	Namakkal	CDPOs	1	30	15
		CWPOs	0	0	0
		CWCs	1	70	15
		AWWs	7	540	15

		Gram Pradhans	22	855	15
		Religious Priests Who May Be Responsible For Performing Marriages	0	0	0
		Service Providers During Marriage Functions Such As Printing Press, Tent Providers, Managers Of Marriage Halls, Caterer, Music Bands And Decorators Etc.	0	0	0
18	Perambalur	CDPOs	1	3	4
		CWPOs	2	10	4
		CWCs	1	5	4
		AWWs	4	100	4
		Gram Pradhans	3	60	4
		Religious Priests Who May Be Responsible For Performing Marriages	0	0	0
		Service Providers During Marriage Functions Such As Printing Press, Tent Providers, Managers Of Marriage Halls, Caterer, Music Bands And Decorators Etc.	0	0	0
19	Pudukottai	CDPOs	2	18	13
		CWPOs	2	88	44

		CWCs	2	12	2
		AWWs	3	1200	497
		Gram Pradhans	2	60	30
		Religious Priests Who May Be Responsible For Performing Marriages	0	0	0
		Service Providers During Marriage Functions Such As Printing Press, Tent Providers, Managers Of Marriage Halls, Caterer, Music Bands And Decorators Etc.	0	0	0
20	Ramanathapuram	CDPOs	600	9000	429
		CWPOs	471	71300	429
		CWCs	20	1000	20
		AWWs	14540	145400	429
		Gram Pradhans	2000	150000	429
		Religious Priests Who May Be Responsible For Performing Marriages	1	20	1
		Service Providers During Marriage Functions Such As Printing Press, Tent Providers, Managers Of Marriage Halls, Caterer, Music Bands And Decorators Etc.	0	0	0

21	Ranipet	CDPOs	2	160	5
		CWPOs	2	140	3
		CWCs	3	15	3
		AWWs	25	633	7
		Gram Pradhans	2	65	3
		Religious Priests Who May Be Responsible For Performing Marriages	2	18	3
		Service Providers During Marriage Functions Such As Printing Press, Tent Providers, Managers Of Marriage Halls, Caterer, Music Bands And Decorators Etc.	1	16	2
22	Salem	CDPOs	1	22	380
		CWPOs	23	63	380
		CWCs	2	5	15
		AWWs	12	186	180
		Gram Pradhans	1	245	245
		Religious Priests Who May Be Responsible For Performing Marriages	1	1	200
		Service Providers During Marriage Functions Such As Printing Press, Tent Providers, Managers Of Marriage Halls, Caterer, Music	1	24	146

		Bands And Decorators Etc.			
23	Sivagangai	CDPOs	10	1500	10
		CWPOs	3	250	12
		CWCs	5	25	1
		AWWs	20	280	30
		Gram Pradhans	445	8455	445
		Religious Priests Who May Be Responsible For Performing Marriages	5	30	10
		Service Providers During Marriage Functions Such As Printing Press, Tent Providers, Managers Of Marriage Halls, Caterer, Music Bands And Decorators Etc.	2	10	2
24	Tenkasi	CDPOs	6	3	81
		CWPOs	6	33	0
		CWCs	3	5	0
		AWWs	3	274	64
		Gram Pradhans	4	102	134
		Religious Priests Who May Be Responsible For Performing Marriages	0	0	0
		Service Providers During Marriage Functions Such As Printing Press, Tent Providers, Managers Of	0	0	0

		Marriage Halls, Caterer, Music Bands And Decorators Etc.			
25	Thanjavur	CDPOs	1	6	6
		CWPOs	1	48	14
		CWCs	1	5	14
		AWWs	1	150	3
		Gram Pradhans	1178	117800	589
		Religious Priests Who May Be Responsible For Performing Marriages	0	0	0
		Service Providers During Marriage Functions Such As Printing Press, Tent Providers, Managers Of Marriage Halls, Caterer, Music Bands And Decorators Etc.	0	0	0
26	Theni	CDPOs	20	909	137
		CWPOs	132	3900	48
		CWCs	0	0	0
		AWWs	3300	35068	248
		Gram Pradhans	0	0	0
		Religious Priests Who May Be Responsible For Performing Marriages	0	0	0
		Service Providers During Marriage Functions Such As Printing Press, Tent	0	0	0

		Providers, Managers Of Marriage Halls, Caterer, Music Bands And Decorators Etc.			
27	Thiruvallur	CDPOs	0	0	0
		CWPOs	0	0	0
		CWCs	10	5	14
		AWWs	0	0	0
		Gram Pradhans	0	0	0
		Religious Priests Who May Be Responsible For Performing Marriages	0	0	0
		Service Providers During Marriage Functions Such As Printing Press, Tent Providers, Managers Of Marriage Halls, Caterer, Music Bands And Decorators Etc.	0	0	0
28	Thiruvarur	CDPOs	10	750	10
		CWPOs	4	53	10
		CWCs	4	6	1
		AWWs	93	83	93
		Gram Pradhans	0	0	0
		Religious Priests Who May Be Responsible For Performing Marriages	15	75	7
		Service Providers During Marriage	45	150	101412

		Functions Such As Printing Press, Tent Providers, Managers Of Marriage Halls, Caterer, Music Bands And Decorators Etc.			
29	Thoothukudi	CDPOs	2	19	13
		CWPOs	8	12	8
		CWCs	5	12	5
		AWWs	13	169	13
		Gram Pradhans	13	320	13
		Religious Priests Who May Be Responsible For Performing Marriages	5	52	5
		Service Providers During Marriage Functions Such As Printing Press, Tent Providers, Managers Of Marriage Halls, Caterer, Music Bands And Decorators Etc.	7	36	4
30	Trichirappalli	CDPOs	1	16	16
		CWPOs	1	70	14
		CWCs	9	162	15
		AWWs	2	79	2
		Gram Pradhans	0	0	0
		Religious Priests Who May Be Responsible For Performing Marriages	1	35000	16

		Service Providers During Marriage Functions Such As Printing Press, Tent Providers, Managers Of Marriage Halls, Caterer, Music Bands And Decorators Etc.	1	35000	16
31	Thirunelveli	CDPOs	1	31	10
		CWPOs	4	160	10
		CWCs	1	4	1
		AWWs	10	1022	10
		Gram Pradhans	10	204	204
		Religious Priests Who May Be Responsible For Performing Marriages	1	20	4
		Service Providers During Marriage Functions Such As Printing Press, Tent Providers, Managers Of Marriage Halls, Caterer, Music Bands And Decorators Etc.	0	0	0
32	Tirupathur	CDPOs	6	700	6
		CWPOs	2	300	6
		CWCs	3	10	6
		AWWs	6	1000	6
		Gram Pradhans	35	750	150
		Religious Priests Who May Be Responsible For	2	210	2

		Performing Marriages			
		Service Providers During Marriage Functions Such As Printing Press, Tent Providers, Managers Of Marriage Halls, Caterer, Music Bands And Decorators Etc.	1	300	3
33	Tiruppur	CDPOs	10	12	13
		CWPOs	11	12	13
		CWCs	8	11	13
		AWWs	8	10	13
		Gram Pradhans	5	12	13
		Religious Priests Who May Be Responsible For Performing Marriages	0	0	0
		Service Providers During Marriage Functions Such As Printing Press, Tent Providers, Managers Of Marriage Halls, Caterer, Music Bands And Decorators Etc.	0	0	0
35	The Nilgiris	CDPOs	1	2	4
		CWPOs	31	31	4
		CWCs	4	3	4
		AWWs	1	220	4
		Gram Pradhans	1	35	4
		Religious Priests	1	21	4

		Who May Be Responsible For Performing Marriages			
		Service Providers During Marriage Functions Such As Printing Press, Tent Providers, Managers Of Marriage Halls, Caterer, Music Bands And Decorators Etc.	0	0	0
36	Vellore	CDPOs	51	8	43
		CWPOs	2405	32	247
		CWCs	12	4	247
		AWWs	1075	810	1075
		Gram Pradhans	407	247	247
		Religious Priests Who May Be Responsible For Performing Marriages	0	0	0
		Service Providers During Marriage Functions Such As Printing Press, Tent Providers, Managers Of Marriage Halls, Caterer, Music Bands And Decorators Etc.	0	0	0
37	Viluppuram	CDPOs	5	1000	10
		CWPOs	2	400	15
		CWCs	3	50	7
		AWWs	10	300	13

		Gram Pradhans	15	700	10
		Religious Priests Who May Be Responsible For Performing Marriages	4	200	12
		Service Providers During Marriage Functions Such As Printing Press, Tent Providers, Managers Of Marriage Halls, Caterer, Music Bands And Decorators Etc.	3	250	22
38	Virudhunagar	CDPOs	1	12	12
		CWPOs	1	1	1
		CWCs	1	10	1
		AWWs	1	202	1
		Gram Pradhans	1	40	40
		Religious Priests Who May Be Responsible For Performing Marriages	1	40	40
		Service Providers During Marriage Functions Such As Printing Press, Tent Providers, Managers Of Marriage Halls, Caterer, Music Bands And Decorators Etc.	1	70	11
TOTAL			33777	718447	111976

Activity 3: Identification of vulnerable children

Among the 33 districts, 1351 blocks and villages were covered. 8725 schools were mapped out to identify children absent from school for 30 consecutive days without intimation to the Principal or Headmaster, and it was found that 26212 numbers of children were mapped. Further 7279 schools were mapped to identify number of children dropped out from school, wherein 12517 children were mapped out.

S. No.	District	Identification of Vulnerable Children	Number of Children Identified	Total No of Schools Mapped	Number of village/Block etc. Covered
1	Ariyalur	Number of children absent from school consecutively for 30 days without intimation to the Principal or Headmaster of the school. Rule 2B (2) of CLPRA Rules 2017)	322	78	6
		Children Who Are Drop Out, Out Of School And Not Attending School Regularly	66	43	6
2	Chengalpattu	Number of children absent from school consecutively for 30 days without intimation to the Principal or Headmaster of the school. Rule 2B (2) of CLPRA Rules 2017)	2381	953	8
		Children Who Are Drop Out, Out Of	895	1489	8

		School And Not Attending School Regularly			
4	Coimbatore	Number of children absent from school consecutively for 30 days without intimation to the Principal or Headmaster of the school. Rule 2B (2) of CLPRA Rules 2017)	18	6	5
		Children Who Are Drop Out, Out Of School And Not Attending School Regularly	134	16	12
5	Cuddalore	Number of children absent from school consecutively for 30 days without intimation to the Principal or Headmaster of the school. Rule 2B (2) of CLPRA Rules 2017)	2529	1434	14
		Children Who Are Drop Out, Out Of School And Not Attending School Regularly	2529	1434	14
7	Dindigul	Number of children absent from school consecutively for 30 days without intimation to the Principal or Headmaster of the	1394	456	14

		school. Rule 2B (2) of CLPRA Rules 2017)			
		Children Who Are Drop Out, Out Of School And Not Attending School Regularly	332	121	13
8	Erode	Number of children absent from school consecutively for 30 days without intimation to the Principal or Headmaster of the school. Rule 2B (2) of CLPRA Rules 2017)	12	2	1
		Children Who Are Drop Out, Out Of School And Not Attending School Regularly	9	2	3
9	Kallakurichi	Number of children absent from school consecutively for 30 days without intimation to the Principal or Headmaster of the school. Rule 2B (2) of CLPRA Rules 2017)	46	46	9
		Children Who Are Drop Out, Out Of School And Not Attending School Regularly	46	46	9
10	Kancheepura	Number of children	279	80	5

	m	absent from school consecutively for 30 days without intimation to the Principal or Headmaster of the school. Rule 2B (2) of CLPRA Rules 2017)			
		Children Who Are Drop Out, Out Of School And Not Attending School Regularly	279	80	5
11	Karur	Number of children absent from school consecutively for 30 days without intimation to the Principal or Headmaster of the school. Rule 2B (2) of CLPRA Rules 2017)	0	0	0
		Children Who Are Drop Out, Out Of School And Not Attending School Regularly	539	0	8
12	Krushnagiri	Number of children absent from school consecutively for 30 days without intimation to the Principal or Headmaster of the school. Rule 2B (2) of CLPRA Rules 2017)	248	110	110
		Children Who Are	248	110	110

		Drop Out, Out Of School And Not Attending School Regularly			
13	Madurai	Number of children absent from school consecutively for 30 days without intimation to the Principal or Headmaster of the school. Rule 2B (2) of CLPRA Rules 2017)	3124	569	13
		Children Who Are Drop Out, Out Of School And Not Attending School Regularly	164	41	11
16	Kanniyakumari	Number of children absent from school consecutively for 30 days without intimation to the Principal or Headmaster of the school. Rule 2B (2) of CLPRA Rules 2017)	423	1224	9
		Children Who Are Drop Out, Out Of School And Not Attending School Regularly	140	1224	9
17	Namakkal	Number of children absent from school consecutively for 30 days without intimation to the Principal or	474	135	15

		Headmaster of the school. Rule 2B (2) of CLPRA Rules 2017)			
		Children Who Are Drop Out, Out Of School And Not Attending School Regularly	374	143	15
18	Perambalur	Number of children absent from school consecutively for 30 days without intimation to the Principal or Headmaster of the school. Rule 2B (2) of CLPRA Rules 2017)	54	35	4
		Children Who Are Drop Out, Out Of School And Not Attending School Regularly	98	54	4
19	Pudukottai	Number of children absent from school consecutively for 30 days without intimation to the Principal or Headmaster of the school. Rule 2B (2) of CLPRA Rules 2017)	1192	290	13
		Children Who Are Drop Out, Out Of School And Not Attending School Regularly	230	142	26

20	Ramanathapuram	Number of children absent from school consecutively for 30 days without intimation to the Principal or Headmaster of the school. Rule 2B (2) of CLPRA Rules 2017)	0	0	0
		Children Who Are Drop Out, Out Of School And Not Attending School Regularly	193	51	46
21	Ranipet	Number of children absent from school consecutively for 30 days without intimation to the Principal or Headmaster of the school. Rule 2B (2) of CLPRA Rules 2017)	292	81	7
		Children Who Are Drop Out, Out Of School And Not Attending School Regularly	472	86	7
22	Salem	Number of children absent from school consecutively for 30 days without intimation to the Principal or Headmaster of the school. Rule 2B (2) of CLPRA Rules 2017)	440	56	20

		Children Who Are Drop Out, Out Of School And Not Attending School Regularly	823	56	20
23	Sivagangai	Number of children absent from school consecutively for 30 days without intimation to the Principal or Headmaster of the school. Rule 2B (2) of CLPRA Rules 2017)	112	70	70
		Children Who Are Drop Out, Out Of School And Not Attending School Regularly	20	10	10
24	Tenkasi	Number of children absent from school consecutively for 30 days without intimation to the Principal or Headmaster of the school. Rule 2B (2) of CLPRA Rules 2017)	807	176	184
		Children Who Are Drop Out, Out Of School And Not Attending School Regularly	182	70	70
25	Thanjavur	Number of children absent from school consecutively for 30 days without intimation to the	105	32	28

		Principal or Headmaster of the school. Rule 2B (2) of CLPRA Rules 2017)			
		Children Who Are Drop Out, Out Of School And Not Attending School Regularly	23	18	12
26	Theni	Number of children absent from school consecutively for 30 days without intimation to the Principal or Headmaster of the school. Rule 2B (2) of CLPRA Rules 2017)	550	53	33
		Children Who Are Drop Out, Out Of School And Not Attending School Regularly	378	208	130
27	Thiruvallur	Number of children absent from school consecutively for 30 days without intimation to the Principal or Headmaster of the school. Rule 2B (2) of CLPRA Rules 2017)	5247	671	13
		Children Who Are Drop Out, Out Of School And Not Attending School Regularly	779	209	13

28	Thiruvarur	Number of children absent from school consecutively for 30 days without intimation to the Principal or Headmaster of the school. Rule 2B (2) of CLPRA Rules 2017)	1412	312	10
		Children Who Are Drop Out, Out Of School And Not Attending School Regularly	393	62	10
29	Thoothkudi	Number of children absent from school consecutively for 30 days without intimation to the Principal or Headmaster of the school. Rule 2B (2) of CLPRA Rules 2017)	122	49	10
		Children Who Are Drop Out, Out Of School And Not Attending School Regularly	108	49	10
30	Trichirappalli	Number of children absent from school consecutively for 30 days without intimation to the Principal or Headmaster of the school. Rule 2B (2) of CLPRA Rules 2017)	240	108	16

		Children Who Are Drop Out, Out Of School And Not Attending School Regularly	241	108	16
31	Thirunelveli	Number of children absent from school consecutively for 30 days without intimation to the Principal or Headmaster of the school. Rule 2B (2) of CLPRA Rules 2017)	1959	298	11
		Children Who Are Drop Out, Out Of School And Not Attending School Regularly	577	156	11
32	Tirupathur	Number of children absent from school consecutively for 30 days without intimation to the Principal or Headmaster of the school. Rule 2B (2) of CLPRA Rules 2017)	952	10	10
		Children Who Are Drop Out, Out Of School And Not Attending School Regularly	30	10	10
33	Tiruppur	Number of children absent from school consecutively for 30 days without intimation to the	689	586	14

		Principal or Headmaster of the school. Rule 2B (2) of CLPRA Rules 2017)			
		Children Who Are Drop Out, Out Of School And Not Attending School Regularly	280	169	14
35	The Nilgiris	Number of children absent from school consecutively for 30 days without intimation to the Principal or Headmaster of the school. Rule 2B (2) of CLPRA Rules 2017)	274	698	4
		Children Who Are Drop Out, Out Of School And Not Attending School Regularly	324	698	4
36	Vellore	Number of children absent from school consecutively for 30 days without intimation to the Principal or Headmaster of the school. Rule 2B (2) of CLPRA Rules 2017)	202	70	7
		Children Who Are Drop Out, Out Of School And Not Attending School Regularly	742	116	7

37	Viluppuram	Number of children absent from school consecutively for 30 days without intimation to the Principal or Headmaster of the school. Rule 2B (2) of CLPRA Rules 2017)	261	15	13
		Children Who Are Drop Out, Out Of School And Not Attending School Regularly	247	16	13
38	Virudhunagar	Number of children absent from school consecutively for 30 days without intimation to the Principal or Headmaster of the school. Rule 2B (2) of CLPRA Rules 2017)	52	22	11
		Children Who Are Drop Out, Out Of School And Not Attending School Regularly	622	242	8
TOTAL			38729	16004	1351

TELANGANA

There are 33 districts in the state, but the Commission received data from only 25 districts. As per the instruction/direction of the Commission, a total of 03 activities were to be conducted in each district.

Activity 1: Awareness Programmes

The data received by the Commission reveals that 8004 awareness programmes were conducted in the 25 districts. A total of 222777 people participated in the programmes wherein 6517 programmes were conducted at Village Panchayat Level, 356 at Block Level, 1065 at Urban/ Ward Level and 66 at Zila Tehsil Level.

S. No.	District	Coverage	Number of Awareness Programs Conducted	Total Participants	Number of village / block covered
1.	Adilabad	Village Panchayat Level	26	1430	26
		Block Level	20	884	9
		Urban/Ward Level	0	0	0
		Zila Tehsil	6	511	9
2.	Bhadrakoti thagudem	Village Panchayat Level	481	5773	481
		Block Level	5	380	5
		Urban/Ward Level	10	200	10
		Zila Tehsil	1	63	12
3.	Jagtial	Village Panchayat Level	115	4945	380
		Block Level	9	372	6
		Urban/Ward Level	2	275	5
		Zila Tehsil	0	0	0
4.	Jangaon	Village Panchayat Level	275	2975	230
		Block Level	16	280	13
		Urban/Ward Level	80	780	67
		Zila Tehsil	6	150	1
5.	Jayashankar Bhoopalpally	Village Panchayat Level	22	770	22

		Block Level	18	900	18
		Urban/Ward Level	25	1200	30
		Zila Tehsil	1	100	18
6.	JogulambaGadwal	Village Panchayat Level	134	7807	134
		Block Level	7	310	7
		Urban/Ward Level	12	614	12
		Zila Tehsil	1	120	1
7.	Khammam	Village Panchayat Level	589	17743	589
		Block Level	34	1530	20
		Urban/Ward Level	118	4248	134
		Zila Tehsil	1	30	1
8.	Komaram Bheem Asifabad	Village Panchayat Level	327	14500	327
		Block Level	16	546	16
		Urban/Ward Level	24	740	24
		Zila Tehsil	3	126	3
9.	Mahabubnagar	Village Panchayat Level	35	18800	441
		Block Level	22	1430	14
		Urban/Ward Level	26	1025	26
		Zila Tehsil	6	1208	4
10.	Mancherial	Village Panchayat Level	492	7600	311
		Block Level	13	2100	13
		Urban/Ward Level	3	435	3
		Zila Tehsil	2	220	1
11.	Medak	Village Panchayat Level	469	1136	469
		Block Level	0	0	0
		Urban/Ward Level	26	721	19
		Zila Tehsil	0	0	0
12.	Medchal	Village Panchayat Level	102	2550	102

		Block Level	21	2531	21
		Urban/Ward Level	108	2583	108
		Zila Tehsil	1	750	1
13.	Nalgonda	Village Panchayat Level	417	8243	417
		Block Level	17	2550	17
		Urban/Ward Level	7	616	7
		Zila Tehsil	2	110	2
14.	Narayanpet	Village Panchayat Level	173	3460	173
		Block Level	27	3129	27
		Urban/Ward Level	115	2864	6
		Zila Tehsil	7	748	1
15.	Nirmal	Village Panchayat Level	98	3763	67
		Block Level	0	0	0
		Urban/Ward Level	108	1208	108
		Zila Tehsil	1	45	1
16.	Rajanna Sircilla	Village Panchayat Level	260	3800	255
		Block Level	23	460	23
		Urban/Ward Level	160	2880	160
		Zila Tehsil	1	107	1
17.	Rangareddy	Village Panchayat Level	56	736	56
		Block Level	7	1000	7
		Urban/Ward Level	6	560	6
		Zila Tehsil	9	680	18
18.	Sangareddy	Village Panchayat Level	600	1800	600
		Block Level	37	1500	16
		Urban/Ward Level	50	955	21
		Zila Tehsil	2	200	16
19.	Siddipet	Village Panchayat Level	499	9981	499

		Block Level	5	248	5
		Urban/Ward Level	47	564	47
		Zila Tehsil	2	435	15
20.	Suryapet	Village Panchayat Level	354	12390	354
		Block Level	15	150	15
		Urban/Ward Level	12	120	12
		Zila Tehsil	1	100	1
21.	Vikarabad	Village Panchayat Level	27	2310	27
		Block Level	12	290	12
		Urban/Ward Level	33	380	33
		Zila Tehsil	1	200	1
22.	Wanaparthy	Village Panchayat Level	72	4840	72
		Block Level	10	950	10
		Urban/Ward Level	26	250	26
		Zila Tehsil	3	145	0
23.	Warangal (Mulugu)	Village Panchayat Level	12	402	12
		Block Level	1	378	3
		Urban/Ward Level	17	275	17
		Zila Tehsil	0	0	0
24.	YadadriBhuvanagiri	Village Panchayat Level	421	21050	421
		Block Level	21	1237	21
		Urban/Ward Level	46	687	13
		Zila Tehsil	5	1100	0
Total			8004	222777	8233

Activity 2: Meeting of Officials/ Functionaries

The number of meetings held by the officials and functionaries were 12648. The total numbers of participants in these meetings were

162948 among 14812blocks/villages.

S. No.	District	Meetings with Officials/Functionaries	Number of Meetings Held	Total Officials Participated	Number of village/Block etc. Covered
1.	Adilabad	CDPOs	7	1000	7
		CWPOs	7	1000	7
		CWCs	9	680	18
		AWWs	26	1430	26
		Gram Pradhans	26	1430	26
		Religious Priests Who May Be Responsible For Performing Marriages	1	75	1
		Service Providers During Marriage Functions Such As Printing Press, Tent Providers, Managers Of Marriage Halls, Caterer, Music Bands And Decorators Etc.	1	220	1
2.	Bhadradi Kothagudem	CDPOs	3	17	481
		CWPOs	0	0	0
		CWCs	0	0	0
		AWWs	1	2060	481
		Gram Pradhans	0	0	0
		Religious Priests Who May Be Responsible For Performing Marriages	0	0	0
		Service Providers During Marriage Functions Such As Printing Press, Tent	0	0	0

		Providers, Managers Of Marriage Halls, Caterer, Music Bands And Decorators Etc.			
3.	Jagtial	CDPOs	56	2804	400
		CWPOs	42	1806	104
		CWCs	18	748	35
		AWWs	1180	10590	380
		Gram Pradhans	58	1060	58
		Religious Priests Who May Be Responsible For Performing Marriages	1	147	18
		Service Providers During Marriage Functions Such As Printing Press, Tent Providers, Managers Of Marriage Halls, Caterer, Music Bands And Decorators Etc.	3	147	15
4.	Jangaon	CDPOs	18	190	29
		CWPOs	8	200	10
		CWCs	1	1	1
		AWWs	800	3182	289
		Gram Pradhans	30	680	70
		Religious Priests Who May Be Responsible For Performing Marriages	0	0	0
		Service Providers During Marriage Functions Such As Printing Press, Tent Providers, Managers Of Marriage Halls, Caterer, Music Bands And Decorators Etc.	0	0	0

5.	Jayashankar Bhoopalpally	CDPOs	2	28	4
		CWPOs	4	30	4
		CWCs	6	71	6
		AWWs	4	16	4
		Gram Pradhans	0	0	0
		Religious Priests Who May Be Responsible For Performing Marriages	1	7	4
		Service Providers During Marriage Functions Such As Printing Press, Tent Providers, Managers Of Marriage Halls, Caterer, Music Bands And Decorators Etc.	4	14	3
6.	JogulambaGadwal	CDPOs	12	240	12
		CWPOs	4	1800	12
		CWCs	2	100	2
		AWWs	255	3835	255
		Gram Pradhans	0	0	0
		Religious Priests Who May Be Responsible For Performing Marriages	0	0	0
		Service Providers During Marriage Functions Such As Printing Press, Tent Providers, Managers Of Marriage Halls, Caterer, Music Bands And Decorators Etc.	0	0	0
7.	Khammam	CDPOs	77	697	77
		CWPOs	0	0	0
		CWCs	0	0	0

		AWWs	1321	5621	641
		Gram Pradhans	0	0	0
		Religious Priests Who May Be Responsible For Performing Marriages	0	0	0
		Service Providers During Marriage Functions Such As Printing Press, Tent Providers, Managers Of Marriage Halls, Caterer, Music Bands And Decorators Etc.	0	0	0
8.	Komaram Bheem Asifabad	CDPOs	2	10	0
		CWPOs	2	30	0
		CWCs	3	12	0
		AWWs	25	375	375
		Gram Pradhans	74	155	74
		Religious Priests Who May Be Responsible For Performing Marriages	1	132	0
		Service Providers During Marriage Functions Such As Printing Press, Tent Providers, Managers Of Marriage Halls, Caterer, Music Bands And Decorators Etc.	1	40	108
9.	Mahabubnagar	CDPOs	10	30	16
		CWPOs	1	70	16
		CWCs	2	40	16
		AWWs	300	2000	441
		Gram Pradhans	30	30	30
		Religious Priests Who	0	0	0

		May Be Responsible For Performing Marriages			
		Service Providers During Marriage Functions Such As Printing Press, Tent Providers, Managers Of Marriage Halls, Caterer, Music Bands And Decorators Etc.	0	0	0
10.	Mancherial	CDPOs	60	4438	18
		CWPOs	0	0	0
		CWCs	0	0	0
		AWWs	476	5100	120
		Gram Pradhans	1	252	229
		Religious Priests Who May Be Responsible For Performing Marriages	1	10	10
		Service Providers During Marriage Functions Such As Printing Press, Tent Providers, Managers Of Marriage Halls, Caterer, Music Bands And Decorators Etc.	0	0	0
11.	Medak	CDPOs	4	60	20
		CWPOs	20	400	20
		CWCs	2	10	20
		AWWs	1076	1200	469
		Gram Pradhans	0	0	0
		Religious Priests Who May Be Responsible For Performing Marriages	1	30	20
		Service Providers	0	0	0

		During Marriage Functions Such As Printing Press, Tent Providers, Managers Of Marriage Halls, Caterer, Music Bands And Decorators Etc.			
12.	Medchal	CDPOs	12	187	15
		CWPOs	7	126	15
		CWCs	2	115	15
		AWWs	4	436	180
		Gram Pradhans	74	1112	74
		Religious Priests Who May Be Responsible For Performing Marriages	2	48	76
		Service Providers During Marriage Functions Such As Printing Press, Tent Providers, Managers Of Marriage Halls, Caterer, Music Bands And Decorators Etc.	2	184	132
13.	Nagarkurnool	CDPOs	20	80	211
		CWPOs	0	0	0
		CWCs	10	60	100
		AWWs	500	1500	150
		Gram Pradhans	0	0	0
		Religious Priests Who May Be Responsible For Performing Marriages	2	60	2
		Service Providers During Marriage Functions Such As Printing Press, Tent Providers, Managers	0	0	0

		Of Marriage Halls, Caterer, Music Bands And Decorators Etc.			
14.	Nalgonda	CDPOs	11	129	33
		CWPOs	4	60	33
		CWCs	2	124	1
		AWWs	30	1850	844
		Gram Pradhans	4	4560	844
		Religious Priests Who May Be Responsible For Performing Marriages	2	122	2
		Service Providers During Marriage Functions Such As Printing Press, Tent Providers, Managers Of Marriage Halls, Caterer, Music Bands And Decorators Etc.	2	184	2
15.	Narayanpet	CDPOs	6	117	13
		CWPOs	11	110	11
		CWCs	4	320	13
		AWWs	4	706	280
		Gram Pradhans	4	280	280
		Religious Priests Who May Be Responsible For Performing Marriages	1	120	280
		Service Providers During Marriage Functions Such As Printing Press, Tent Providers, Managers Of Marriage Halls, Caterer, Music Bands And Decorators Etc.	0	0	0
16.	Nirmal	CDPOs	1	54	6

		CWPOs	0	0	0
		CWCs	1	12	1
		AWWs	192	4124	58
		Gram Pradhans	0	0	0
		Religious Priests Who May Be Responsible For Performing Marriages	0	0	0
		Service Providers During Marriage Functions Such As Printing Press, Tent Providers, Managers Of Marriage Halls, Caterer, Music Bands And Decorators Etc.	0	0	0
17.	Rajanna Sircilla	CDPOs	16	160	330
		CWPOs	14	120	13
		CWCs	332	3500	330
		AWWs	580	5500	255
		Gram Pradhans	255	2400	255
		Religious Priests Who May Be Responsible For Performing Marriages	13	150	13
		Service Providers During Marriage Functions Such As Printing Press, Tent Providers, Managers Of Marriage Halls, Caterer, Music Bands And Decorators Etc.	5	800	13
18.	Rangareddy	CDPOs	7	117	7
		CWPOs	0	0	0
		CWCs	2	500	0
		AWWs	74	1389	76

		Gram Pradhans	0	0	0
		Religious Priests Who May Be Responsible For Performing Marriages	0	0	0
		Service Providers During Marriage Functions Such As Printing Press, Tent Providers, Managers Of Marriage Halls, Caterer, Music Bands And Decorators Etc.	2	35	2
19.	Sangareddy	CDPOs	20	50	27
		CWPOs	2	70	27
		CWCs	50	50	20
		AWWs	1305	1305	627
		Gram Pradhans	600	1800	600
		Religious Priests Who May Be Responsible For Performing Marriages	1	50	1
		Service Providers During Marriage Functions Such As Printing Press, Tent Providers, Managers Of Marriage Halls, Caterer, Music Bands And Decorators Etc.	1	20	1
20.	Siddipet	CDPOs	32	480	32
		CWPOs	2	118	2
		CWCs	1	46	1
		AWWs	55	1760	55
		Gram Pradhans	2	37	37
		Religious Priests Who May Be Responsible For Performing	1	42	1

		Marriages			
		Service Providers During Marriage Functions Such As Printing Press, Tent Providers, Managers Of Marriage Halls, Caterer, Music Bands And Decorators Etc.	12	240	12
21.	Suryapet	CDPOs	24	2650	24
		CWPOs	4	68	4
		CWCs	4	440	4
		AWWs	652	6846	324
		Gram Pradhans	0	0	0
		Religious Priests Who May Be Responsible For Performing Marriages	2	65	2
		Service Providers During Marriage Functions Such As Printing Press, Tent Providers, Managers Of Marriage Halls, Caterer, Music Bands And Decorators Etc.	2	72	2
22.	Vikarabad	CDPOs	5	1085	532
		CWPOs	19	125	19
		CWCs	4	40	6
		AWWs	105	365	112
		Gram Pradhans	0	0	0
		Religious Priests Who May Be Responsible For Performing Marriages	1	12	2
		Service Providers During Marriage Functions Such As	0	0	0

		Printing Press, Tent Providers, Managers Of Marriage Halls, Caterer, Music Bands And Decorators Etc.			
23.	Wanaparthy	CDPOs	19	1120	14
		CWPOs	13	565	14
		CWCs	6	625	14
		AWWs	81	1767	14
		Gram Pradhans	11	3825	255
		Religious Priests Who May Be Responsible For Performing Marriages	1	25	6
		Service Providers During Marriage Functions Such As Printing Press, Tent Providers, Managers Of Marriage Halls, Caterer, Music Bands And Decorators Etc.	0	0	0
24.	Warangal (Mulugu)	CDPOs	5	25	9
		CWPOs	2	40	9
		CWCs	3	15	0
		AWWs	50	450	174
		Gram Pradhans	45	540	45
		Religious Priests Who May Be Responsible For Performing Marriages	4	80	9
		Service Providers During Marriage Functions Such As Printing Press, Tent Providers, Managers Of Marriage Halls, Caterer, Music Bands	4	100	9

		And Decorators Etc.			
25.	YadadriBhuvanagiri	CDPOs	12	3100	421
		CWPOs	17	204	51
		CWCs	2	120	2
		AWWs	750	15000	421
		Gram Pradhans	421	29470	421
		Religious Priests Who May Be Responsible For Performing Marriages	2	240	2
		Service Providers During Marriage Functions Such As Printing Press, Tent Providers, Managers Of Marriage Halls, Caterer, Music Bands And Decorators Etc.	0	0	0
Total			12648	162948	14812

Activity 3: Identification of vulnerable children

Among the 25 districts, 7022 blocks and villages were covered, where 6384 schools were mapped out to identify children absent from school for 30 consecutive days without intimation to the Principal or Headmaster, and it was found 2651 number of children were mapped. Further 7717 schools were mapped to identify number of children dropped out from school, where 6551 number of children were mapped.

S. No.	District	Identification of Vulnerable Children	Number of Children Identified	Total No of Schools Mapped	Number of village/Block etc. Covered
1.	Adilabad	Number of children absent from school consecutively for 30 days without intimation to the	0	0	0

		Principal or Headmaster of the school. Rule 2B (2) of CLPRA Rules 2017)			
		Children Who Are Drop Out, Out Of School And Not Attending School Regularly	529	81	166
2. Bhadradri Kothagudem		Number of children absent from school consecutively for 30 days without intimation to the Principal or Headmaster of the school. Rule 2B (2) of CLPRA Rules 2017)	572	1900	481
		Children Who Are Drop Out, Out Of School And Not Attending School Regularly	572	1900	481
3. Jagtial		Number of children absent from school consecutively for 30 days without intimation to the Principal or Headmaster of the school. Rule 2B (2) of CLPRA Rules 2017)	34	740	400
		Children Who Are Drop Out, Out Of School And Not Attending School Regularly	164	740	400
4. Jangaon		Number of children absent from school consecutively for 30 days without intimation to the Principal or Headmaster of the school. Rule 2B (2) of CLPRA Rules 2017)	10	30	281
		Children Who Are Drop Out, Out Of School And Not Attending School	130	92	281

		Regularly			
5.	Jayashankar Bhoopalpally	Number of children absent from school consecutively for 30 days without intimation to the Principal or Headmaster of the school. Rule 2B (2) of CLPRA Rules 2017)	219	65	11
		Children Who Are Drop Out, Out Of School And Not Attending School Regularly	367	65	11
6.	JogulambaG adwal	Number of children absent from school consecutively for 30 days without intimation to the Principal or Headmaster of the school. Rule 2B (2) of CLPRA Rules 2017)	0	0	0
		Children Who Are Drop Out, Out Of School And Not Attending School Regularly	945	263	263
7.	Khammam	Number of children absent from school consecutively for 30 days without intimation to the Principal or Headmaster of the school. Rule 2B (2) of CLPRA Rules 2017)	108	49	49
		Children Who Are Drop Out, Out Of School And Not Attending School Regularly	493	102	398
8.	Komaram Bheem Asifabad	Number of children absent from school consecutively for 30 days without intimation to the Principal or Headmaster	290	195	195

		of the school. Rule 2B (2) of CLPRA Rules 2017)			
		Children Who Are Drop Out, Out Of School And Not Attending School Regularly	659	170	384
9. Mahabubnagar		Number of children absent from school consecutively for 30 days without intimation to the Principal or Headmaster of the school. Rule 2B (2) of CLPRA Rules 2017)	70	0	0
		Children Who Are Drop Out, Out Of School And Not Attending School Regularly	193	0	0
10 Mancherial		Number of children absent from school consecutively for 30 days without intimation to the Principal or Headmaster of the school. Rule 2B (2) of CLPRA Rules 2017)	0	0	0
		Children Who Are Drop Out, Out Of School And Not Attending School Regularly	338	220	16
11 Medak		Number of children absent from school consecutively for 30 days without intimation to the Principal or Headmaster of the school. Rule 2B (2) of CLPRA Rules 2017)	0	0	0
		Children Who Are Drop Out, Out Of School And Not Attending School Regularly	165	53	16

12 Medchal	Number of children absent from school consecutively for 30 days without intimation to the Principal or Headmaster of the school. Rule 2B (2) of CLPRA Rules 2017)	0	102	180
	Children Who Are Drop Out, Out Of School And Not Attending School Regularly	7	242	180
13 Nagarkurnool	Number of children absent from school consecutively for 30 days without intimation to the Principal or Headmaster of the school. Rule 2B (2) of CLPRA Rules 2017)	0	0	0
	Children Who Are Drop Out, Out Of School And Not Attending School Regularly	58	25	45
14 Nalgonda	Number of children absent from school consecutively for 30 days without intimation to the Principal or Headmaster of the school. Rule 2B (2) of CLPRA Rules 2017)	0	0	33
	Children Who Are Drop Out, Out Of School And Not Attending School Regularly	247	1498	33
15 Narayanpet	Number of children absent from school consecutively for 30 days without intimation to the Principal or Headmaster of the school. Rule 2B (2)	0	0	0

		of CLPRA Rules 2017)			
		Children Who Are Drop Out, Out Of School And Not Attending School Regularly	69	25	61
	16 Nirmal	Number of children absent from school consecutively for 30 days without intimation to the Principal or Headmaster of the school. Rule 2B (2) of CLPRA Rules 2017)	0	0	0
		Children Who Are Drop Out, Out Of School And Not Attending School Regularly	0	0	0
	17 Rajanna Sircilla	Number of children absent from school consecutively for 30 days without intimation to the Principal or Headmaster of the school. Rule 2B (2) of CLPRA Rules 2017)	12	511	330
		Children Who Are Drop Out, Out Of School And Not Attending School Regularly	30	511	330
	18 Rangareddy	Number of children absent from school consecutively for 30 days without intimation to the Principal or Headmaster of the school. Rule 2B (2) of CLPRA Rules 2017)	0	0	0
		Children Who Are Drop Out, Out Of School And Not Attending School Regularly	0	0	0
	19 Sangareddy	Number of children	30	1200	27

		absent from school consecutively for 30 days without intimation to the Principal or Headmaster of the school. Rule 2B (2) of CLPRA Rules 2017)			
		Children Who Are Drop Out, Out Of School And Not Attending School Regularly	400	150	27
20 Siddipet		Number of children absent from school consecutively for 30 days without intimation to the Principal or Headmaster of the school. Rule 2B (2) of CLPRA Rules 2017)	15	612	499
		Children Who Are Drop Out, Out Of School And Not Attending School Regularly	54	612	499
21 Suryapet		Number of children absent from school consecutively for 30 days without intimation to the Principal or Headmaster of the school. Rule 2B (2) of CLPRA Rules 2017)	282	171	171
		Children Who Are Drop Out, Out Of School And Not Attending School Regularly	282	171	171
22 Vikarabad		Number of children absent from school consecutively for 30 days without intimation to the Principal or Headmaster of the school. Rule 2B (2) of CLPRA Rules 2017)	343	62	62

		Children Who Are Drop Out, Out Of School And Not Attending School Regularly	210	62	19
23	Wanaparthly	Number of children absent from school consecutively for 30 days without intimation to the Principal or Headmaster of the school. Rule 2B (2) of CLPRA Rules 2017)	639	735	255
		Children Who Are Drop Out, Out Of School And Not Attending School Regularly	639	735	255
24	Warangal (Mulugu)	Number of children absent from school consecutively for 30 days without intimation to the Principal or Headmaster of the school. Rule 2B (2) of CLPRA Rules 2017)	0	0	0
		Children Who Are Drop Out, Out Of School And Not Attending School Regularly	0	0	0
25	YadadriBhuvanagiri	Number of children absent from school consecutively for 30 days without intimation to the Principal or Headmaster of the school. Rule 2B (2) of CLPRA Rules 2017)	27	12	12
		Children Who Are Drop Out, Out Of School And Not Attending School Regularly	0	0	0
Total			9202	14101	7022

TRIPURA

There are 08 districts in the state, but the Commission received data from only 04 districts. As per the instruction/direction of the Commission, a total of 03 activities were to be conducted in each district.

Activity 1: Awareness Programmes

The data received by the Commission reveals that 300 villages were covered in 04 districts. A total of 42501 people participated in the programmes wherein 225 programmes were conducted at Village Panchayat level, 27 at Block Level, 12 at Urban/Ward Level and 05 at Zila Tehsil Level.

S. No.	District	Coverage	Number of Awareness Programme Conducted	Total Participants	Number of village/block covered
1	Dhalai	Village Panchayat Level	131	26720	131
		Block Level	16	7400	10
		Urban/Ward Level	2	637	2
		Zila Tehsil	1	760	10
2	North Tripura	Village Panchayat Level	24	615	51
		Block Level	2	313	4
		Urban/Ward Level	2	120	0
		Zila Tehsil	1	56	0
3	South Tripura	Village Panchayat Level	35	1520	35
		Block Level	5	1620	8
		Urban/Ward Level	3	610	3
		Zila Tehsil	2	1130	1
4	Unakoti	Village Panchayat Level	35	100	35
		Block Level	4	100	4
		Urban/Ward Level	5	100	5

	Zila Tehsil	1	700	1
Total		269	42501	300

Activity 2: Meeting of Officials/ Functionaries

The number of meetings held by the officials and functionaries were 219. The total numbers of participants in these meetings were 4760 among 398 blocks/villages.

S. No.	District	Meetings with Officials/Functionaries	Number of Meetings Held	Total Officials Participated	Number of village/Block etc. Covered
1	Dhalai	CDPOs	4	147	10
		CWPOs	3	122	10
		CWCs	5	61	10
		AWWs	17	55	10
		Gram Pradhans	43	69	43
		Religious Priests Who May Be Responsible For Performing Marriages	1	77	10
		Service Providers During Marriage Functions Such As Printing Press, Tent Providers, Managers Of Marriage Halls, Caterer, Music Bands And Decorators Etc.	1	77	10
2	North Tripura	CDPOs	15	171	69
		CWPOs	2	126	8
		CWCs	1	16	0
		AWWs	22	1031	33

		Gram Pradhans	8	125	8
		Religious Priests Who May Be Responsible For Performing Marriages	4	285	8
		Service Providers During Marriage Functions Such As Printing Press, Tent Providers, Managers Of Marriage Halls, Caterer, Music Bands And Decorators Etc.	2	14	2
3	South Tripura	CDPOs	3	8	8
		CWPOs	2	95	3
		CWCs	5	145	8
		AWWs	8	1322	8
		Gram Pradhans	5	75	8
		Religious Priests Who May Be Responsible For Performing Marriages	5	72	8
		Service Providers During Marriage Functions Such As Printing Press, Tent Providers, Managers Of Marriage Halls, Caterer, Music Bands And Decorators Etc.	5	72	8
4	Unakoti	CDPOs	6	30	48
		CWPOs	4	20	4

	CWCs	10	30	1
	AWWs	15	25	20
	Gram Pradhans	20	50	20
	Religious Priests Who May Be Responsible For Performing Marriages	2	250	2
	Service Providers During Marriage Functions Such As Printing Press, Tent Providers, Managers Of Marriage Halls, Caterer, Music Bands And Decorators Etc.	1	190	21
Total		219	4760	398

Activity 3: Identification of vulnerable children

Among the 04 districts, 166 blocks and villages were covered. 813 schools were mapped out to identify children absent from school for 30 consecutive days, and it was found that 805 numbers of children were mapped. Further 1012 schools were mapped to identify number of children dropped out from school, out of school or not attending school regularly, where 1204 number of children were mapped out.

S. No.	District	Identification of Vulnerable Children	Number of Children Identified	Total No of Schools Mapped	Number of village/Block etc. Covered
1	Dhalai	Number of children absent from school consecutively for 30	11	813	10

		days without intimation to the Principal or Headmaster of the school. Rule 2B (2) of CLPRA Rules 2017)			
		Children Who Are Drop Out, Out Of School And Not Attending School Regularly	114	813	10
2	North Tripura	Number of children absent from school consecutively for 30 days without intimation to the Principal or Headmaster of the school. Rule 2B (2) of CLPRA Rules 2017)	784	178	8
		Children Who Are Drop Out, Out Of School And Not Attending School Regularly	753	79	8
3	South Tripura	Number of children absent from school consecutively for 30 days without intimation to the Principal or Headmaster of the school. Rule 2B (2) of CLPRA Rules 2017)	0	0	0
		Children Who Are Drop Out, Out Of School And Not Attending School Regularly	322	105	105

4	Unakoti	Number of children absent from school consecutively for 30 days without intimation to the Principal or Headmaster of the school. Rule 2B (2) of CLPRA Rules 2017)	10	10	10
		Children Who Are Drop Out, Out Of School And Not Attending School Regularly	15	15	15
Total			2009	2013	166

UTTARAKHAND

There are 13 districts in the state, but the Commission received data from only 09 districts. As per the instruction/direction of the Commission, a total of 03 activities were to be conducted in each district.

Activity 1: Awareness Programmes

The data received by the Commission reveals that 3220 villages were covered in the 09 districts. A total of 90216 people participated in the programmes wherein 6577 programmes were conducted at Village Panchayat Level, 133 at Block Level, 564 at Urban/Ward Level and 54 at Zila Tehsil Level.

S. No.	District	Coverage	Number of Awareness Programme Conducted	Total Participants	Number of village/block covered
1	Almora	Village Panchayat Level	868	3500	868
		Block Level	09	752	09

		Urban/Ward Level	22	446	22
		Zila Tehsil	0	0	0
2	Bageshwar	Village Panchayat Level	500	15000	200
		Block Level	10	950	03
		Urban/Ward Level	200	10189	18
		Zila Tehsil	25	2102	03
3	Chamoli	Village Panchayat Level	63	896	157
		Block Level	27	352	9
		Urban/Ward Level	12	246	3
		Zila Tehsil	12	189	1
4	Champawat	Village Panchayat Level	626	1840	313
		Block Level	08	816	04
		Urban/Ward Level	21	410	04
		Zila Tehsil	04	436	06
5	Dehradun	Village Panchayat Level	64	1477	123
		Block Level	8	72	8
		Urban/Ward Level	22	982	43
		Zila Tehsil	0	0	0
6	Nainital	Village Panchayat Level	301	3136	285
		Block Level	32	1169	94
		Urban/Ward Level	226	3245	186
		Zila Tehsil	03	310	02
7	Pauri Garhwal	Village Panchayat Level	61	1585	61
		Block Level	15	452	15
		Urban/Ward Level	03	153	03
		Zila Tehsil	01	89	01
8	Tehri Garhwal	Village Panchayat Level	3996	22968	640
		Block Level	18	1638	09

		Urban/Ward Level	48	1200	09
		Zila Tehsil	06	9000	09
9	Uttarkashi	Village Panchayat Level	98	3400	98
		Block Level	6	450	6
		Urban/Ward Level	10	556	6
		Zila Tehsil	3	210	2
Total			7328	90216	3220

Activity 2: Meeting of Officials/ Functionaries

The number of meetings held by the officials and functionaries were 6459. The total numbers of participants in these meetings were 34789 among 8977 blocks/villages.

S. No.	District	Meetings with Officials/Functionaries	Number of Meetings Held	Total Officials Participated	Number of village/Block etc. Covered
1	Almora	CDPOs	36	79	09
		CWPOs	294	588	294
		CWCs	0	0	0
		AWWs	1583	18	09
		Gram Pradhans	868	20	868
		Religious Priests Who May Be Responsible For Performing Marriages	0	0	0
		Service Providers During Marriage Functions Such As Printing Press, Tent Providers, Managers Of Marriage Halls, Caterer, Music Bands And	0	0	0

		Decorators Etc.			
2	Bageshwar	CDPOs	03	40	03
		CWPOs	08	76	03
		CWCs	34	714	03
		AWWs	235	8666	03
		Gram Pradhans	421	2070	03
		Religious Priests Who May Be Responsible For Performing Marriages	03	105	03
		Service Providers During Marriage Functions Such As Printing Press, Tent Providers, Managers Of Marriage Halls, Caterer, Music Bands And Decorators Etc.	03	110	03
3	Chamoli	CDPOs	8	125	1
		CWPOs	0	0	0
		CWCs	0	0	0
		AWWs	46	639	9
		Gram Pradhans	0	0	0
		Religious Priests Who May Be Responsible For Performing Marriages	0	0	0
		Service Providers During Marriage Functions Such As Printing Press, Tent Providers, Managers Of Marriage Halls, Caterer, Music Bands And	0	0	0

		Decorators Etc.			
4	Champawat	CDPOs	12	4	04
		CWPOs	0	0	0
		CWCs	02	03	2
		AWWs	180	668	313
		Gram Pradhans	102	68	102
		Religious Priests Who May Be Responsible For Performing Marriages	40	64	04
		Service Providers During Marriage Functions Such As Printing Press, Tent Providers, Managers Of Marriage Halls, Caterer, Music Bands And Decorators Etc.	16	28	4
5	Dehradun	CDPOs	13	97	90
		CWPOs	13	620	4
		CWCs	13	620	4
		AWWs	103	2413	286
		Gram Pradhans	8	22	20
		Religious Priests Who May Be Responsible For Performing Marriages	5	8	8
		Service Providers During Marriage Functions Such As Printing Press, Tent Providers, Managers Of Marriage Halls, Caterer, Music Bands And	2	2	2

		Decorators Etc.			
6	Nainital	CDPOs	41	611	166
		CWPOs	00	00	00
		CWCs	00	00	00
		AWWs	1310	8041	723
		Gram Pradhans	302	1037	191
		Religious Priests Who May Be Responsible For Performing Marriages	02	45	02
		Service Providers During Marriage Functions Such As Printing Press, Tent Providers, Managers Of Marriage Halls, Caterer, Music Bands And Decorators Etc.	01	65	01
7	Pauri Garhwal	CDPOs	15	452	15
		CWPOs	0	0	0
		CWCs	52	1040	52
		AWWs	500	2150	500
		Gram Pradhans	53	632	53
		Religious Priests Who May Be Responsible For Performing Marriages	0	0	0
		Service Providers During Marriage Functions Such As Printing Press, Tent Providers, Managers Of Marriage Halls, Caterer, Music Bands And	0	0	0

		Decorators Etc.			
8	Tehri Garhwal	CDPOs	24	240	1731
		CWPOs	0	0	0
		CWCs	17	1000	09
		AWWs	24	240	1731
		Gram Pradhans	24	240	1731
		Religious Priests Who May Be Responsible For Performing Marriages	0	0	0
		Service Providers During Marriage Functions Such As Printing Press, Tent Providers, Managers Of Marriage Halls, Caterer, Music Bands And Decorators Etc.	0	0	0
9	Uttarkashi	CDPOs	8	6	6
		CWPOs	4	45	0
		CWCs	4	20	0
		AWWs	12	998	6
		Gram Pradhans	15	60	6
		Religious Priests Who May Be Responsible For Performing Marriages	0	0	0
		Service Providers During Marriage Functions Such As Printing Press, Tent Providers, Managers Of Marriage Halls, Caterer, Music Bands And	0	0	0

		Decorators Etc.			
Total			6459	34789	8977

Activity 3: Identification of vulnerable children

Among the 09 districts, 287 blocks and villages were covered, 1707 schools were mapped out to identify children absent from school for 30 consecutive days without intimation to the Principal or Headmaster, and it was found that 736 numbers of children were mapped. Further 3091 schools were mapped to identify number of children dropped out from school, where 838 number of children were mapped.

S. No.	District	Identification of Vulnerable Children	Number of Children Identified	Total No of Schools Mapped	Number of village/Block etc. Covered
1	Almora	Number of children absent from school consecutively for 30 days without intimation to the Principal or Headmaster of the school. Rule 2B (2) of CLPRA Rules 2017)	0	261	11
		Children Who Are Drop Out, Out Of School And Not Attending School Regularly	161	1697	11
2	Bageshwar	Number of children absent from school consecutively for 30 days without intimation to the Principal or Headmaster of the school. Rule 2B (2) of	0	0	0

		CLPRA Rules 2017)			
		Children Who Are Drop Out, Out Of School And Not Attending School Regularly	0	0	0
3	Chamoli	Number of children absent from school consecutively for 30 days without intimation to the Principal or Headmaster of the school. Rule 2B (2) of CLPRA Rules 2017)	0	1306	9
		Children Who Are Drop Out, Out Of School And Not Attending School Regularly	112	1306	9
4	Champaw t	Number of children absent from school consecutively for 30 days without intimation to the Principal or Headmaster of the school. Rule 2B (2) of CLPRA Rules 2017)	0	0	0
		Children Who Are Drop Out, Out Of School And Not Attending School Regularly	0	0	0
5	Dehradun	Number of children absent from school consecutively for 30 days without intimation to the	0	0	0

		Principal or Headmaster of the school. Rule 2B (2) of CLPRA Rules 2017)			
		Children Who Are Drop Out, Out Of School And Not Attending School Regularly	335	0	6
6	Nainital	Number of children absent from school consecutively for 30 days without intimation to the Principal or Headmaster of the school. Rule 2B (2) of CLPRA Rules 2017)	736	140	160
		Children Who Are Drop Out, Out Of School And Not Attending School Regularly	207	80	72
7	Pauri Garhwal	Number of children absent from school consecutively for 30 days without intimation to the Principal or Headmaster of the school. Rule 2B (2) of CLPRA Rules 2017)	0	0	0
		Children Who Are Drop Out, Out Of School And Not Attending School Regularly	02	02	02
8	Tehri Garhwal	Number of children absent from school	0	0	0

		consecutively for 30 days without intimation to the Principal or Headmaster of the school. Rule 2B (2) of CLPRA Rules 2017)			
		Children Who Are Drop Out, Out Of School And Not Attending School Regularly	21	06	07
9	Uttarkashi	Number of children absent from school consecutively for 30 days without intimation to the Principal or Headmaster of the school. Rule 2B (2) of CLPRA Rules 2017)	0	0	0
		Children Who Are Drop Out, Out Of School And Not Attending School Regularly	0	0	0
Total			1574	4798	287

UTTAR PRADESH

There are 75 districts in the state, but the Commission received data from only 64 districts. As per the instruction/direction of the Commission, a total of 03 activities were to be conducted in each district.

Activity 1: Awareness Programmes

The data received by the Commission reveals that 35377 awareness programmes were conducted in the 64 districts. A total of 1248394 people participated in the programmes wherein 30930 programmes were

conducted at Village Panchayat Level, 1123 at Block Level, 2854 at Urban/Ward Level and 470 at Zila Tehsil Level.



S. No.	District	Coverage	Number of Awareness Programme Conducted	Total Participants	Number of village/block covered
1	Agra	Village Panchayat Level	25	7000	35
		Block Level	12	560	15
		Urban/Ward Level	32	5055	25
		Zila Tehsil	12	1338	6
2	Aligarh	Village Panchayat Level	1600	29120	854
		Block Level	18	12543	12
		Urban/Ward Level	21	25042	11
		Zila Tehsil	10	1125	5
3	Allahabad	Village Panchayat Level	1500	40000	1500
		Block Level	23	570	23
		Urban/Ward Level	100	16000	100
		Zila Tehsil	9	1100	9
4	Ambedkar Nagar	Village Panchayat Level	930	774	930
		Block Level	18	847	9
		Urban/Ward Level	5	79	5
		Zila Tehsil	9	450	9
5	Amethi (Chatrapati Sahuji Mahraj Nagar)	Village Panchayat Level	85	7542	110
		Block Level	26	1012	35
		Urban/Ward Level	4	214	5
		Zila Tehsil	4	252	6
6	Amroha (J.P. Nagar)	Village Panchayat Level	100	2550	345
		Block Level	45	1560	6
		Urban/Ward Level	30	825	0
		Zila Tehsil	19	545	52
7	Auraiya	Village Panchayat Level	40	2000	47
		Block Level	25	1650	60
		Urban/Ward Level	0	0	0
		Zila Tehsil	3	98	0
8	Baghpat	Village Panchayat Level	245	26000	245
		Block Level	12	800	6

		Urban/Ward Level	30	900	9
		Zila Tehsil	1	300	1
9	Bahraich	Village Panchayat Level	1051	31835	1051
		Block Level	14	2740	14
		Urban/Ward Level	1	160	1
		Zila Tehsil	3	127	3
10	Ballia	Village Panchayat Level	367	14830	389
		Block Level	7	9872	7
		Urban/Ward Level	16	7366	7
		Zila Tehsil	1	44	3
11	Balrampur	Village Panchayat Level	793	8725	793
		Block Level	9	210	9
		Urban/Ward Level	5	250	5
		Zila Tehsil	4	150	4
12	Banda	Village Panchayat Level	21	365	21
		Block Level	3	68	3
		Urban/Ward Level	2	41	2
		Zila Tehsil	1	28	1
13	Barabanki	Village Panchayat Level	672	6863	672
		Block Level	12	623	12
		Urban/Ward Level	18	457	18
		Zila Tehsil	5	254	5
14	Bareilly	Village Panchayat Level	25	790	15
		Block Level	15	720	15
		Urban/Ward Level	32	327	32
		Zila Tehsil	4	113	6
15	Bhadohi	Village Panchayat Level	405	11340	405
		Block Level	6	385	6
		Urban/Ward Level	4	134	4
		Zila Tehsil	3	195	3
16	Bijnor	Village Panchayat Level	480	15314	11
		Block Level	11	5540	11
		Urban/Ward Level	14	1525	8
		Zila Tehsil	5	415	5
17	Budaun	Village Panchayat Level	15	1531	45

		Block Level	5	537	5
		Urban/Ward Level	7	353	7
		Zila Tehsil	2	395	2
18	Bulandshahr	Village Panchayat Level	35	1915	45
		Block Level	8	411	98
		Urban/Ward Level	25	542	25
		Zila Tehsil	1	35	16
19	Chandauli	Village Panchayat Level	220	16575	215
		Block Level	9	275	9
		Urban/Ward Level	4	83	28
		Zila Tehsil	5	375	5
20	Chitrakoot	Village Panchayat Level	32	388	36
		Block Level	1	388	36
		Urban/Ward Level	27	290	27
		Zila Tehsil	2	1240	28
21	Deoria	Village Panchayat Level	60	2560	180
		Block Level	32	660	75
		Urban/Ward Level	60	740	55
		Zila Tehsil	15	720	22
22	Etawah	Village Panchayat Level	24	2164	425
		Block Level	32	1517	8
		Urban/Ward Level	28	1825	127
		Zila Tehsil	8	1750	6
23	Faizabad	Village Panchayat Level	1824	12517	1032
		Block Level	12	550	12
		Urban/Ward Level	35	350	35
		Zila Tehsil	5	670	6
24	Farrukhabad	Village Panchayat Level	594	17054	594
		Block Level	14	3189	7
		Urban/Ward Level	42	2537	42
		Zila Tehsil	3	862	3
25	Fatehpur	Village Panchayat Level	63	792	63
		Block Level	13	143	13
		Urban/Ward Level	24	625	24
		Zila Tehsil	3	174	3
26	Firozabad	Village Panchayat	2230	122805	802

		Level			
		Block Level	58	5604	9
		Urban/Ward Level	640	25185	97
		Zila Tehsil	14	4795	6
27	Gautam Buddha Nagar	Village Panchayat Level	82	16000	82
		Block Level	12	800	3
		Urban/Ward Level	60	10000	30
		Zila Tehsil	5	600	3
28	Ghaziipur	Village Panchayat Level	875	16500	1238
		Block Level	16	251	16
		Urban/Ward Level	2	50	2
		Zila Tehsil	2	60	2
29	Gonda	Village Panchayat Level	890	13500	890
		Block Level	45	1200	16
		Urban/Ward Level	12	415	12
		Zila Tehsil	5	2200	16
30	Gorakhpur	Village Panchayat Level	25	457	25
		Block Level	2	100	7
		Urban/Ward Level	2	60	15
		Zila Tehsil	1	40	10
31	Hamirpur	Village Panchayat Level	78	1950	7
		Block Level	14	350	7
		Urban/Ward Level	17	306	4
		Zila Tehsil	4	125	4
32	Hapur (Panchsheel Nagar)	Village Panchayat Level	138	1620	138
		Block Level	4	135	4
		Urban/Ward Level	20	245	20
		Zila Tehsil	3	93	3
33	Hardoi	Village Panchayat Level	1306	65470	1306
		Block Level	19	2025	19
		Urban/Ward Level	5	945	5
		Zila Tehsil	2	870	1
34	Hathras	Village Panchayat Level	185	3874	7
		Block Level	7	1832	7
		Urban/Ward Level	4	952	4

		Zila Tehsil	1	850	4
35	Jalaun	Village Panchayat Level	29	1039	29
		Block Level	9	115	9
		Urban/Ward Level	16	596	16
		Zila Tehsil	5	83	5
36	Jaunpur	Village Panchayat Level	1740	21988	1740
		Block Level	21	172	21
		Urban/Ward Level	11	110	11
		Zila Tehsil	5	470	0
37	Jhansi	Village Panchayat Level	415	42000	292
		Block Level	32	3800	64
		Urban/Ward Level	60	4500	65
		Zila Tehsil	12	400	0
38	Kannauj	Village Panchayat Level	223	3345	8
		Block Level	8	1320	8
		Urban/Ward Level	8	336	0
		Zila Tehsil	1	210	0
39	Kanpur Dehat	Village Panchayat Level	1789	21468	618
		Block Level	35	455	10
		Urban/Ward Level	624	6528	190
		Zila Tehsil	2	140	16
40	Kanpur Nagar	Village Panchayat Level	1198	3612	562
		Block Level	12	31	8
		Urban/Ward Level	0	0	0
		Zila Tehsil	0	0	0
41	Kaushambi	Village Panchayat Level	56	2325	56
		Block Level	8	1554	8
		Urban/Ward Level	8	1150	8
		Zila Tehsil	2	225	5
42	Kushinagar (Padrauna)	Village Panchayat Level	10	500	8
		Block Level	10	800	10
		Urban/Ward Level	10	750	6
		Zila Tehsil	3	900	6
43	Lakhimpur - Kheri	Village Panchayat Level	1660	17400	1165
		Block Level	45	9360	15

		Urban/Ward Level	24	600	280
		Zila Tehsil	35	5600	7
44	Lalitpur	Village Panchayat Level	625	28034	388
		Block Level	36	3752	6
		Urban/Ward Level	89	3122	26
		Zila Tehsil	28	5211	5
45	Lucknow	Village Panchayat Level	242	9890	325
		Block Level	20	1207	20
		Urban/Ward Level	58	5450	36
		Zila Tehsil	15	1695	1
46	Maharajganj	Village Panchayat Level	39	1450	105
		Block Level	12	1350	602
		Urban/Ward Level	54	600	110
		Zila Tehsil	4	390	150
47	Mahoba	Village Panchayat Level	92	2354	194
		Block Level	12	217	4
		Urban/Ward Level	44	1128	128
		Zila Tehsil	9	198	3
48	Mathura	Village Panchayat Level	50	880	10
		Block Level	10	550	125
		Urban/Ward Level	17	230	17
		Zila Tehsil	5	540	50
49	Mau	Village Panchayat Level	215	6235	9
		Block Level	9	1925	8160
		Urban/Ward Level	46	2458	46
		Zila Tehsil	4	1427	4
50	Mirzapur	Village Panchayat Level	832	39104	832
		Block Level	12	670	12
		Urban/Ward Level	96	2412	96
		Zila Tehsil	4	524	4
51	Muzaffargarh	Village Panchayat Level	365	10950	365
		Block Level	8	205	8
		Urban/Ward Level	9	263	9
		Zila Tehsil	4	280	4
52	Pilibhit	Village Panchayat Level	345	22150	345

		Block Level	7	456	7
		Urban/Ward Level	10	510	10
		Zila Tehsil	8	575	8
53	Pratapgarh	Village Panchayat Level	3	13908	1159
		Block Level	3	297	17
		Urban/Ward Level	3	232	19
		Zila Tehsil	1	125	5
54	RaeBareli	Village Panchayat Level	10	116	10
		Block Level	8	872	346
		Urban/Ward Level	3	70	0
		Zila Tehsil	1	120	0
55	Rampur	Village Panchayat Level	150	3750	150
		Block Level	6	90	6
		Urban/Ward Level	12	240	12
		Zila Tehsil	6	597	6
56	Saharanpur	Village Panchayat Level	364	21138	669
		Block Level	24	715	11
		Urban/Ward Level	70	6013	70
		Zila Tehsil	2	250	150
57	Sambhal (Bhim Nagar)	Village Panchayat Level	244	8203	363
		Block Level	16	3102	8
		Urban/Ward Level	52	4210	80
		Zila Tehsil	2	6070	663
58	Shahjahan pur	Village Panchayat Level	670	53600	670
		Block Level	80	6300	15
		Urban/Ward Level	112	16800	112
		Zila Tehsil	60	4800	5
59	Shamali (Prabuddh Nagar)	Village Panchayat Level	455	1250	225
		Block Level	25	1560	225
		Urban/Ward Level	8	150	15
		Zila Tehsil	4	135	4
60	Shravasti	Village Panchayat Level	35	1775	5
		Block Level	45	1225	5
		Urban/Ward Level	55	1445	5
		Zila Tehsil	57	1735	5

61	Siddharth Nagar	Village Panchayat Level	224	23000	14
		Block Level	20	1290	14
		Urban/Ward Level	17	3836	0
		Zila Tehsil	4	1830	0
62	Sitapur	Village Panchayat Level	1123	32550	1123
		Block Level	19	1520	19
		Urban/Ward Level	7	231	7
		Zila Tehsil	5	763	7
63	Sonbhadra	Village Panchayat Level	18	264	27
		Block Level	3	455	10
		Urban/Ward Level	2	115	22
		Zila Tehsil	4	274	36
64	Varanasi	Village Panchayat Level	694	13954	694
		Block Level	9	1350	9
		Urban/Ward Level	1	4870	100
		Zila Tehsil	4	272	4
Total			13996	367023	10697

Activity 2: Meeting of Officials/ Functionaries

The number of meetings held by the officials and functionaries were 102538. The total numbers of participants in these meetings were 1195833 among 95544 blocks/villages.

S. No	District	Meetings with Officials/Functionaries	Number of Meetings Held	Total Officials Participated	Number of village/Block etc. Covered
1	Agra	CDPOs	16	235	12
		CWPOs	70	360	145
		CWCs	12	12	250
		AWWs	2229	17829	1567
		Gram Pradhans	45	90	8998
		Religious Priests Who May Be Responsible For Performing Marriages	4	600	34

		Service Providers During Marriage Functions Such As Printing Press, Tent Providers, Managers Of Marriage Halls, Caterer, Music Bands And Decorators Etc.	3	200	450
2	Aligarh	CDPOs	12	152	12
		CWPOs	12	258	12
		CWCs	10	254	5
		AWWs	1600	12548	854
		Gram Pradhans	547	12580	547
		Religious Priests Who May Be Responsible For Performing Marriages	10	1250	10
		Service Providers During Marriage Functions Such As Printing Press, Tent Providers, Managers Of Marriage Halls, Caterer, Music Bands And Decorators Etc.	10	125	10
3	Allahabad	CDPOs	27	307	23
		CWPOs	11	824	1
		CWCs	9	200	1
		AWWs	24	20737	1425
		Gram Pradhans	15	600	20
		Religious Priests Who May Be Responsible For Performing Marriages	1	75	1
		Service Providers During Marriage Functions Such As Printing Press, Tent Providers, Managers Of	0	0	0

		Marriage Halls, Caterer, Music Bands And Decorators Etc.			
4	Ambedkar Nagar	CDPOs	9	162	9
		CWPOs	9	162	9
		CWCs	2	39	0
		AWWs	930	774	930
		Gram Pradhans	930	774	930
		Religious Priests Who May Be Responsible For Performing Marriages	0	0	0
		Service Providers During Marriage Functions Such As Printing Press, Tent Providers, Managers Of Marriage Halls, Caterer, Music Bands And Decorators Etc.	0	0	0
5	Amethi (Chatrapati Sahuji Mahraj Nagar)	CDPOs	13	27	13
		CWPOs	15	324	15
		CWCs	15	310	13
		AWWs	1949	1875	682
		Gram Pradhans	15	750	25
		Religious Priests Who May Be Responsible For Performing Marriages	2	25	5
		Service Providers During Marriage Functions Such As Printing Press, Tent Providers, Managers Of Marriage Halls, Caterer, Music Bands And Decorators Etc.	1	35	5
6	Amroha (J.P. Nagar)	CDPOs	12	35	6
		CWPOs	5	20	15

		CWCs	1	10	25
		AWWs	7	12	510
		Gram Pradhans	2	10	352
		Religious Priests Who May Be Responsible For Performing Marriages	1	20	45
		Service Providers During Marriage Functions Such As Printing Press, Tent Providers, Managers Of Marriage Halls, Caterer, Music Bands And Decorators Etc.	1	25	40
7	Auraiya	CDPOs	25	175	60
		CWPOs	68	2350	40
		CWCs	3	75	0
		AWWs	70	250	40
		Gram Pradhans	35	245	40
		Religious Priests Who May Be Responsible For Performing Marriages	0	0	0
		Service Providers During Marriage Functions Such As Printing Press, Tent Providers, Managers Of Marriage Halls, Caterer, Music Bands And Decorators Etc.	0	0	0
8	Baghpat	CDPOs	1	10	0
		CWPOs	1	25	0
		CWCs	1	6	0
		AWWs	25	650	245
		Gram Pradhans	1	0	26
		Religious Priests Who May Be Responsible For	3	25	0

		Performing Marriages			
		Service Providers During Marriage Functions Such As Printing Press, Tent Providers, Managers Of Marriage Halls, Caterer, Music Bands And Decorators Etc.	1	30	0
9	Bahraich	CDPOs	14	68	14
		CWPOs	11	70	70
		CWCs	12	4	32
		AWWs	3472	5040	1051
		Gram Pradhans	42	894	42
		Religious Priests Who May Be Responsible For Performing Marriages	14	84	14
		Service Providers During Marriage Functions Such As Printing Press, Tent Providers, Managers Of Marriage Halls, Caterer, Music Bands And Decorators Etc.	14	165	14
10	Ballia	CDPOs	1	40	3
		CWPOs	1	23	9
		CWCs	1	5	1
		AWWs	7	973	9
		Gram Pradhans	6	189	5
		Religious Priests Who May Be Responsible For Performing Marriages	3	26	6
		Service Providers During Marriage Functions Such As Printing Press, Tent	6	63	6

		Providers, Managers Of Marriage Halls, Caterer, Music Bands And Decorators Etc.			
11	Balrampur	CDPOs	27	262	9
		CWPOs	66	359	52
		CWCs	3	30	15
		AWWs	793	2000	793
		Gram Pradhans	793	5083	9
		Religious Priests Who May Be Responsible For Performing Marriages	2	48	2
		Service Providers During Marriage Functions Such As Printing Press, Tent Providers, Managers Of Marriage Halls, Caterer, Music Bands And Decorators Etc.	3	45	3
12	Banda	CDPOs	1	7	1
		CWPOs	1	24	1
		CWCs	1	6	1
		AWWs	7	89	7
		Gram Pradhans	1	13	1
		Religious Priests Who May Be Responsible For Performing Marriages	1	6	1
		Service Providers During Marriage Functions Such As Printing Press, Tent Providers, Managers Of Marriage Halls, Caterer, Music Bands And Decorators Etc.	1	5	1

13	Barabanki	CDPOs	46	1157	15
		CWPOs	50	1520	24
		CWCs	4	113	4
		AWWs	1856	20416	1856
		Gram Pradhans	48	2418	48
		Religious Priests Who May Be Responsible For Performing Marriages	2	46	2
		Service Providers During Marriage Functions Such As Printing Press, Tent Providers, Managers Of Marriage Halls, Caterer, Music Bands And Decorators Etc.	2	53	2
14	Bareilly	CDPOs	150	3000	15
		CWPOs	28	415	726
		CWCs	6	90	12
		AWWs	215	3835	765
		Gram Pradhans	62	1205	186
		Religious Priests Who May Be Responsible For Performing Marriages	4	80	5
		Service Providers During Marriage Functions Such As Printing Press, Tent Providers, Managers Of Marriage Halls, Caterer, Music Bands And Decorators Etc.	3	45	3
15	Bhadohi	CDPOs	6	12	6
		CWPOs	10	485	24
		CWCs	6	112	3
		AWWs	12	827	6
		Gram Pradhans	405	11340	405
		Religious Priests	5	38	6

		Who May Be Responsible For Performing Marriages			
		Service Providers During Marriage Functions Such As Printing Press, Tent Providers, Managers Of Marriage Halls, Caterer, Music Bands And Decorators Etc.	8	256	4
16	Bijnor	CDPOs	12	160	11
		CWPOs	42	280	11
		CWCs	0	0	0
		AWWs	3520	45000	11
		Gram Pradhans	429	1245	1128
		Religious Priests Who May Be Responsible For Performing Marriages	10	180	11
		Service Providers During Marriage Functions Such As Printing Press, Tent Providers, Managers Of Marriage Halls, Caterer, Music Bands And Decorators Etc.	7	75	814
17	Budaun	CDPOs	5	55	5
		CWPOs	1	60	1
		CWCs	0	0	0
		AWWs	0	0	0
		Gram Pradhans	15	325	15
		Religious Priests Who May Be Responsible For Performing Marriages	14	55	14
		Service Providers During Marriage	1	5	1

		Functions Such As Printing Press, Tent Providers, Managers Of Marriage Halls, Caterer, Music Bands And Decorators Etc.			
18	Bulandshahr	CDPOs	1	16	16
		CWPOs	1	59	16
		CWCs	1	9	16
		AWWs	1	300	16
		Gram Pradhans	0	0	0
		Religious Priests Who May Be Responsible For Performing Marriages	1	15	4
		Service Providers During Marriage Functions Such As Printing Press, Tent Providers, Managers Of Marriage Halls, Caterer, Music Bands And Decorators Etc.	1	18	3
19	Chandauli	CDPOs	9	75	9
		CWPOs	10	390	16
		CWCs	12	68	1
		AWWs	9	1045	734
		Gram Pradhans	220	235	220
		Religious Priests Who May Be Responsible For Performing Marriages	9	95	16
		Service Providers During Marriage Functions Such As Printing Press, Tent Providers, Managers Of Marriage Halls, Caterer, Music	16	165	16

		Bands And Decorators Etc.			
20	Chitrakoot	CDPOs	4	34	4
		CWPOs	6	22	6
		CWCs	120	60	5
		AWWs	40	70	40
		Gram Pradhans	21	67	21
		Religious Priests Who May Be Responsible For Performing Marriages	7	82	5
		Service Providers During Marriage Functions Such As Printing Press, Tent Providers, Managers Of Marriage Halls, Caterer, Music Bands And Decorators Etc.	9	120	5
21	Deoria	CDPOs	32	2590	1220
		CWPOs	12	980	60
		CWCs	6	220	25
		AWWs	22	440	45
		Gram Pradhans	90	1120	65
		Religious Priests Who May Be Responsible For Performing Marriages	4	54	28
		Service Providers During Marriage Functions Such As Printing Press, Tent Providers, Managers Of Marriage Halls, Caterer, Music Bands And Decorators Etc.	4	58	36
22	Etawah	CDPOs	12	50	50
		CWPOs	10	150	55
		CWCs	12	200	45
		AWWs	10	1520	469

		Gram Pradhans	8	1670	70
		Religious Priests Who May Be Responsible For Performing Marriages	2	100	265
		Service Providers During Marriage Functions Such As Printing Press, Tent Providers, Managers Of Marriage Halls, Caterer, Music Bands And Decorators Etc.	2	140	150
23	Faizabad	CDPOs	12	360	43
		CWPOs	78	1608	118
		CWCs	3	85	12
		AWWs	1707	5121	91
		Gram Pradhans	11	759	700
		Religious Priests Who May Be Responsible For Performing Marriages	2	45	26
		Service Providers During Marriage Functions Such As Printing Press, Tent Providers, Managers Of Marriage Halls, Caterer, Music Bands And Decorators Etc.	11	84	16
24	Farrukhabad	CDPOs	8	58	8
		CWPOs	12	327	8
		CWCs	4	20	1
		AWWs	14	1342	8
		Gram Pradhans	7	568	7
		Religious Priests Who May Be Responsible For Performing Marriages	1	12	8

		Service Providers During Marriage Functions Such As Printing Press, Tent Providers, Managers Of Marriage Halls, Caterer, Music Bands And Decorators Etc.	2	58	8
25	Fatehpur	CDPOs	11	65	11
		CWPOs	11	43	11
		CWCs	1	27	8
		AWWs	11	65	11
		Gram Pradhans	8	112	8
		Religious Priests Who May Be Responsible For Performing Marriages	6	29	6
		Service Providers During Marriage Functions Such As Printing Press, Tent Providers, Managers Of Marriage Halls, Caterer, Music Bands And Decorators Etc.	16	45	16
26	Firozabad	CDPOs	11	99	9
		CWPOs	12	58	116
		CWCs	11	78	9
		AWWs	455	3640	455
		Gram Pradhans	564	3950	564
		Religious Priests Who May Be Responsible For Performing Marriages	22	220	22
		Service Providers During Marriage Functions Such As Printing Press, Tent Providers, Managers Of	22	580	22

		Marriage Halls, Caterer, Music Bands And Decorators Etc.			
27	Gautam Buddha Nagar	CDPOs	8	150	4
		CWPOs	6	500	26
		CWCs	4	345	1
		AWWs	350	5200	82
		Gram Pradhans	82	5471	82
		Religious Priests Who May Be Responsible For Performing Marriages	0	0	82
		Service Providers During Marriage Functions Such As Printing Press, Tent Providers, Managers Of Marriage Halls, Caterer, Music Bands And Decorators Etc.	4	100	82
28	Ghazipur	CDPOs	16	251	16
		CWPOs	27	540	27
		CWCs	6	0	0
		AWWs	0	0	0
		Gram Pradhans	23	460	23
		Religious Priests Who May Be Responsible For Performing Marriages	0	0	0
		Service Providers During Marriage Functions Such As Printing Press, Tent Providers, Managers Of Marriage Halls, Caterer, Music Bands And Decorators Etc.	0	0	0
29	Gonda	CDPOs	43	265	16
		CWPOs	12	540	16

		CWCs	0	0	0
		AWWs	3604	48550	1214
		Gram Pradhans	0	0	0
		Religious Priests Who May Be Responsible For Performing Marriages	0	0	0
		Service Providers During Marriage Functions Such As Printing Press, Tent Providers, Managers Of Marriage Halls, Caterer, Music Bands And Decorators Etc.	0	0	0
30	Gorakhpur	CDPOs	1	55	130
		CWPOs	1	45	28
		CWCs	1	70	30
		AWWs	10	180	10
		Gram Pradhans	10	180	10
		Religious Priests Who May Be Responsible For Performing Marriages	18	50	28
		Service Providers During Marriage Functions Such As Printing Press, Tent Providers, Managers Of Marriage Halls, Caterer, Music Bands And Decorators Etc.	0	0	0
31	Hamirpur	CDPOs	14	350	7
		CWPOs	8	255	7
		CWCs	4	44	0
		AWWs	78	1950	7
		Gram Pradhans	65	1950	7
		Religious Priests Who May Be Responsible For	2	52	7

		Performing Marriages			
		Service Providers During Marriage Functions Such As Printing Press, Tent Providers, Managers Of Marriage Halls, Caterer, Music Bands And Decorators Etc.	2	52	7
32	Hapur (Panchshee 1 Nagar)	CDPOs	5	25	5
		CWPOs	4	17	4
		CWCs	4	19	4
		AWWs	12	25	55
		Gram Pradhans	30	55	30
		Religious Priests Who May Be Responsible For Performing Marriages	0	0	0
		Service Providers During Marriage Functions Such As Printing Press, Tent Providers, Managers Of Marriage Halls, Caterer, Music Bands And Decorators Etc.	0	0	0
33	Hardoi	CDPOs	1	19	19
		CWPOs	1	25	19
		CWCs	1	4	19
		AWWs	1	475	19
		Gram Pradhans	1	321	19
		Religious Priests Who May Be Responsible For Performing Marriages	0	0	0
		Service Providers During Marriage Functions Such As Printing Press, Tent	0	0	0

		Providers, Managers Of Marriage Halls, Caterer, Music Bands And Decorators Etc.			
34	Hathras	CDPOs	6	45	8
		CWPOs	12	27	1
		CWCs	3	68	1
		AWWs	14	895	8
		Gram Pradhans	7	460	7
		Religious Priests Who May Be Responsible For Performing Marriages	1	14	1
		Service Providers During Marriage Functions Such As Printing Press, Tent Providers, Managers Of Marriage Halls, Caterer, Music Bands And Decorators Etc.	2	35	1
35	Jalaun	CDPOs	9	115	9
		CWPOs	9	85	9
		CWCs	5	8	1
		AWWs	28	258	28
		Gram Pradhans	9	115	9
		Religious Priests Who May Be Responsible For Performing Marriages	5	28	5
		Service Providers During Marriage Functions Such As Printing Press, Tent Providers, Managers Of Marriage Halls, Caterer, Music Bands And Decorators Etc.	16	87	16

36	Jaunpur	CDPOs	22	3150	1740
		CWPOs	63	850	1740
		CWCs	9	97	740
		AWWs	5138	56518	1830
		Gram Pradhans	1740	1742	1740
		Religious Priests Who May Be Responsible For Performing Marriages	1	70	1740
		Service Providers During Marriage Functions Such As Printing Press, Tent Providers, Managers Of Marriage Halls, Caterer, Music Bands And Decorators Etc.	3	399	1740
37	Jhansi	CDPOs	8	30	12
		CWPOs	0	0	0
		CWCs	1	10	0
		AWWs	30	90	10
		Gram Pradhans	60	645	60
		Religious Priests Who May Be Responsible For Performing Marriages	0	0	0
		Service Providers During Marriage Functions Such As Printing Press, Tent Providers, Managers Of Marriage Halls, Caterer, Music Bands And Decorators Etc.	0	0	0
38	Kannauj	CDPOs	8	92	10
		CWPOs	10	190	10
		CWCs	4	28	0
		AWWs	8	720	8
		Gram Pradhans	8	880	8
		Religious Priests	1	28	0

		Who May Be Responsible For Performing Marriages			
		Service Providers During Marriage Functions Such As Printing Press, Tent Providers, Managers Of Marriage Halls, Caterer, Music Bands And Decorators Etc.	2	57	0
39	Kanpur Dehat	CDPOs	35	455	10
		CWPOs	32	180	15
		CWCs	4	40	4
		AWWs	17456	157104	618
		Gram Pradhans	0	0	0
		Religious Priests Who May Be Responsible For Performing Marriages	240	600	15
		Service Providers During Marriage Functions Such As Printing Press, Tent Providers, Managers Of Marriage Halls, Caterer, Music Bands And Decorators Etc.	35	250	0
40	Kanpur Nagar	CDPOs	12	65	10
		CWPOs	52	1040	52
		CWCs	1	40	1
		AWWs	2029	10521	560
		Gram Pradhans	1012	1125	548
		Religious Priests Who May Be Responsible For Performing Marriages	0	0	0
		Service Providers During Marriage	0	0	0

		Functions Such As Printing Press, Tent Providers, Managers Of Marriage Halls, Caterer, Music Bands And Decorators Etc.			
41	Kaushambi	CDPOs	5	46	5
		CWPOs	2	115	2
		CWCs	3	25	3
		AWWs	5	350	5
		Gram Pradhans	6	240	6
		Religious Priests Who May Be Responsible For Performing Marriages	2	145	2
		Service Providers During Marriage Functions Such As Printing Press, Tent Providers, Managers Of Marriage Halls, Caterer, Music Bands And Decorators Etc.	1	95	1
42	Kushinagar (Padrauna)	CDPOs	4	56	14
		CWPOs	12	45	22
		CWCs	8	13	0
		AWWs	26	3621	14
		Gram Pradhans	5	312	14
		Religious Priests Who May Be Responsible For Performing Marriages	4	10	8
		Service Providers During Marriage Functions Such As Printing Press, Tent Providers, Managers Of Marriage Halls, Caterer, Music	2	18	0

		Bands And Decorators Etc.			
43	Lakhimpur - Kheri	CDPOs	1160	17400	1160
		CWPOs	12	840	28
		CWCs	12	840	28
		AWWs	3556	28448	1155
		Gram Pradhans	1160	17400	1160
		Religious Priests Who May Be Responsible For Performing Marriages	15	375	15
		Service Providers During Marriage Functions Such As Printing Press, Tent Providers, Managers Of Marriage Halls, Caterer, Music Bands And Decorators Etc.	115	1210	12
44	Lalitpur	CDPOs	52	4258	49
		CWPOs	48	1454	6
		CWCs	12	1965	6
		AWWs	403	19587	388
		Gram Pradhans	415	25410	415
		Religious Priests Who May Be Responsible For Performing Marriages	3	67	3
		Service Providers During Marriage Functions Such As Printing Press, Tent Providers, Managers Of Marriage Halls, Caterer, Music Bands And Decorators Etc.	3	46	3
45	Lucknow	CDPOs	48	470	39
		CWPOs	7	42	15
		CWCs	1	22	8
		AWWs	64	1059	208

		Gram Pradhans	35	125	8
		Religious Priests Who May Be Responsible For Performing Marriages	1	12	3
		Service Providers During Marriage Functions Such As Printing Press, Tent Providers, Managers Of Marriage Halls, Caterer, Music Bands And Decorators Etc.	1	25	2
46	Maharajgan j	CDPOs	12	13	12
		CWPOs	18	19	12
		CWCs	1	6	0
		AWWs	150	151	150
		Gram Pradhans	34	1	39
		Religious Priests Who May Be Responsible For Performing Marriages	5	1	5
		Service Providers During Marriage Functions Such As Printing Press, Tent Providers, Managers Of Marriage Halls, Caterer, Music Bands And Decorators Etc.	9	1	9
47	Mahoba	CDPOs	12	194	4
		CWPOs	12	194	4
		CWCs	18	54	11
		AWWs	194	1178	194
		Gram Pradhans	194	1178	194
		Religious Priests Who May Be Responsible For Performing Marriages	0	0	0

		Service Providers During Marriage Functions Such As Printing Press, Tent Providers, Managers Of Marriage Halls, Caterer, Music Bands And Decorators Etc.	0	0	0
48	Mathura	CDPOs	1	5	10
		CWPOs	1	5	10
		CWCs	1	5	10
		AWWs	1	75	5
		Gram Pradhans	1	150	4
		Religious Priests Who May Be Responsible For Performing Marriages	1	5	10
		Service Providers During Marriage Functions Such As Printing Press, Tent Providers, Managers Of Marriage Halls, Caterer, Music Bands And Decorators Etc.	1	10	10
49	Mau	CDPOs	9	4	156
		CWPOs	13	9	2458
		CWCs	9	3	1245
		AWWs	675	675	6850
		Gram Pradhans	675	675	6850
		Religious Priests Who May Be Responsible For Performing Marriages	0	0	0
		Service Providers During Marriage Functions Such As Printing Press, Tent Providers, Managers Of	0	0	0

		Marriage Halls, Caterer, Music Bands And Decorators Etc.			
50	Mirzapur	CDPOs	1	12	12
		CWPOs	1	19	19
		CWCs	1	4	1
		AWWs	12	1570	12
		Gram Pradhans	12	817	817
		Religious Priests Who May Be Responsible For Performing Marriages	12	186	12
		Service Providers During Marriage Functions Such As Printing Press, Tent Providers, Managers Of Marriage Halls, Caterer, Music Bands And Decorators Etc.	12	205	12
51	Muzaffarnagar	CDPOs	10	1936	10
		CWPOs	1	25	1
		CWCs	1	40	1
		AWWs	498	8075	487
		Gram Pradhans	0	0	0
		Religious Priests Who May Be Responsible For Performing Marriages	0	0	0
		Service Providers During Marriage Functions Such As Printing Press, Tent Providers, Managers Of Marriage Halls, Caterer, Music Bands And Decorators Etc.	0	0	0
52	Pilibhit	CDPOs	40	2430	40
		CWPOs	12	750	12

		CWCs	10	330	10
		AWWs	35	4120	35
		Gram Pradhans	345	22150	345
		Religious Priests Who May Be Responsible For Performing Marriages	4	115	4
		Service Providers During Marriage Functions Such As Printing Press, Tent Providers, Managers Of Marriage Halls, Caterer, Music Bands And Decorators Etc.	2	25	3
53	Pratapgarh	CDPOs	3	27	1159
		CWPOs	12	298	23
		CWCs	1	13	2
		AWWs	3	11590	1159
		Gram Pradhans	3	10576	1159
		Religious Priests Who May Be Responsible For Performing Marriages	27	272	10
		Service Providers During Marriage Functions Such As Printing Press, Tent Providers, Managers Of Marriage Halls, Caterer, Music Bands And Decorators Etc.	5	112	6
54	RaeBareli	CDPOs	18	1780	989
		CWPOs	4	198	10
		CWCs	0	0	0
		AWWs	173	1298	722
		Gram Pradhans	30	720	17
		Religious Priests Who May Be Responsible For	0	0	0

		Performing Marriages			
		Service Providers During Marriage Functions Such As Printing Press, Tent Providers, Managers Of Marriage Halls, Caterer, Music Bands And Decorators Etc.	0	0	0
55	Rampur	CDPOs	6	240	6
		CWPOs	8	200	8
		CWCs	3	425	3
		AWWs	120	5400	6
		Gram Pradhans	120	5400	6
		Religious Priests Who May Be Responsible For Performing Marriages	5	80	5
		Service Providers During Marriage Functions Such As Printing Press, Tent Providers, Managers Of Marriage Halls, Caterer, Music Bands And Decorators Etc.	0	0	0
56	Saharanpur	CDPOs	12	26	669
		CWPOs	11	0	11
		CWCs	25	45	340
		AWWs	2992	15	739
		Gram Pradhans	2992	15	669
		Religious Priests Who May Be Responsible For Performing Marriages	4	0	4
		Service Providers During Marriage Functions Such As Printing Press, Tent	2	0	2

		Providers, Managers Of Marriage Halls, Caterer, Music Bands And Decorators Etc.			
57	Sambhal (Bhim Nagar)	CDPOs	2	8	8
		CWPOs	16	32	8
		CWCs	5	54	118
		AWWs	16	2180	8
		Gram Pradhans	214	5140	214
		Religious Priests Who May Be Responsible For Performing Marriages	8	1895	373
		Service Providers During Marriage Functions Such As Printing Press, Tent Providers, Managers Of Marriage Halls, Caterer, Music Bands And Decorators Etc.	8	70	25
58	Shahjahan pur	CDPOs	80	640	15
		CWPOs	80	640	15
		CWCs	4	250	1
		AWWs	80	2400	15
		Gram Pradhans	670	5360	670
		Religious Priests Who May Be Responsible For Performing Marriages	64	1160	64
		Service Providers During Marriage Functions Such As Printing Press, Tent Providers, Managers Of Marriage Halls, Caterer, Music Bands And Decorators Etc.	35	560	35

59	Shamali (Prabuddh Nagar)	CDPOs	5	155	5
		CWPOs	24	180	185
		CWCs	1	140	18
		AWWs	250	3550	225
		Gram Pradhans	220	470	220
		Religious Priests Who May Be Responsible For Performing Marriages	0	0	0
		Service Providers During Marriage Functions Such As Printing Press, Tent Providers, Managers Of Marriage Halls, Caterer, Music Bands And Decorators Etc.	0	0	0
60	Shravasti	CDPOs	45	1635	5
		CWPOs	178	7701	5
		CWCs	63	1575	5
		AWWs	875	2155	5
		Gram Pradhans	85	228	5
		Religious Priests Who May Be Responsible For Performing Marriages	75	1845	5
		Service Providers During Marriage Functions Such As Printing Press, Tent Providers, Managers Of Marriage Halls, Caterer, Music Bands And Decorators Etc.	59	2835	5
61	Siddharth Nagar	CDPOs	75	900	1133
		CWPOs	3117	243029	2675
		CWCs	4	180	6
		AWWs	20320	142240	1133
		Gram Pradhans	45	2250	45
		Religious Priests	1	25	14

		Who May Be Responsible For Performing Marriages			
		Service Providers During Marriage Functions Such As Printing Press, Tent Providers, Managers Of Marriage Halls, Caterer, Music Bands And Decorators Etc.	1	8	2
62	Sitapur	CDPOs	4	68	17
		CWPOs	10	280	19
		CWCs	4	56	1
		AWWs	19	1235	19
		Gram Pradhans	17	1029	17
		Religious Priests Who May Be Responsible For Performing Marriages	19	37	19
		Service Providers During Marriage Functions Such As Printing Press, Tent Providers, Managers Of Marriage Halls, Caterer, Music Bands And Decorators Etc.	17	37	17
63	Sonbhadra	CDPOs	3	140	14
		CWPOs	3	140	14
		CWCs	2	288	13
		AWWs	3	154	16
		Gram Pradhans	2	288	5740
		Religious Priests Who May Be Responsible For Performing Marriages	1	25	15
		Service Providers During Marriage	1	28	20

		Functions Such As Printing Press, Tent Providers, Managers Of Marriage Halls, Caterer, Music Bands And Decorators Etc.			
64	Varanasi	CDPOs	1	35	8
		CWPOs	1	75	9
		CWCs	1	25	8
		AWWs	694	5622	694
		Gram Pradhans	694	13954	694
		Religious Priests Who May Be Responsible For Performing Marriages	0	0	0
		Service Providers During Marriage Functions Such As Printing Press, Tent Providers, Managers Of Marriage Halls, Caterer, Music Bands And Decorators Etc.	0	0	0
Total			76940	1016101	71517

Activity 3: Identification of vulnerable children

Among the 64 districts, 75 blocks and villages were covered, where 72203 schools were mapped out to identify children absent from school for 30 consecutive days without intimation to the Principal or Headmaster, and it was found that 301238 numbers of children were mapped. Further 78091 schools were mapped to identify number of children dropped out from school, where 226784 number of children were mapped out.

S. No.	District	Identification of Vulnerable Children	Number of Children Identified	Total No of Schools Mapped	Number of village/Block etc. Covered
--------	----------	---------------------------------------	-------------------------------	----------------------------	--------------------------------------

1	Agra	Number of children absent from school consecutively for 30 days without intimation to the Principal or Headmaster of the school. Rule 2B (2) of CLPRA Rules 2017)	2492	2492	135200
		Children Who Are Drop Out, Out Of School And Not Attending School Regularly	350	145	33
2	Aligarh	Number of children absent from school consecutively for 30 days without intimation to the Principal or Headmaster of the school. Rule 2B (2) of CLPRA Rules 2017)	0	0	0
		Children Who Are Drop Out, Out Of School And Not Attending School Regularly	0	0	0
3	Allahabad	Number of children absent from school consecutively for 30 days without intimation to the Principal or Headmaster of the school. Rule 2B (2) of CLPRA Rules 2017)	13716	2841	2841
		Children Who Are Drop Out, Out Of School And Not Attending School Regularly	2061	2841	2841
4	Ambedkar Nagar	Number of children absent from school consecutively for 30 days without	0	1950	939

		intimation to the Principal or Headmaster of the school. Rule 2B (2) of CLPRA Rules 2017)			
		Children Who Are Drop Out, Out Of School And Not Attending School Regularly	0	1950	939
5	Amethi (Chatrapati Sahuji Mahraj Nagar)	Number of children absent from school consecutively for 30 days without intimation to the Principal or Headmaster of the school. Rule 2B (2) of CLPRA Rules 2017)	2887	553	13
		Children Who Are Drop Out, Out Of School And Not Attending School Regularly	2887	553	13
6	Amroha (J.P. Nagar)	Number of children absent from school consecutively for 30 days without intimation to the Principal or Headmaster of the school. Rule 2B (2) of CLPRA Rules 2017)	432	1618	600
		Children Who Are Drop Out, Out Of School And Not Attending School Regularly	829	1618	600
7	Auraiya	Number of children absent from school consecutively for 30 days without intimation to the Principal or Headmaster of the school. Rule 2B (2) of	0	0	0

		CLPRA Rules 2017)			
		Children Who Are Drop Out, Out Of School And Not Attending School Regularly	4037	0	0
8	Baghpat	Number of children absent from school consecutively for 30 days without intimation to the Principal or Headmaster of the school. Rule 2B (2) of CLPRA Rules 2017)	535	198	379
		Children Who Are Drop Out, Out Of School And Not Attending School Regularly	479	198	379
9	Bahraich	Number of children absent from school consecutively for 30 days without intimation to the Principal or Headmaster of the school. Rule 2B (2) of CLPRA Rules 2017)	22455	2812	14
		Children Who Are Drop Out, Out Of School And Not Attending School Regularly	8840	2812	14
10	Ballia	Number of children absent from school consecutively for 30 days without intimation to the Principal or Headmaster of the school. Rule 2B (2) of CLPRA Rules 2017)	0	0	0
		Children Who Are Drop Out, Out Of School And Not	22252	952	17

		Attending School Regularly			
11	Balrampur	Number of children absent from school consecutively for 30 days without intimation to the Principal or Headmaster of the school. Rule 2B (2) of CLPRA Rules 2017)	2490	2027	11
		Children Who Are Drop Out, Out Of School And Not Attending School Regularly	3978	2027	11
12	Banda	Number of children absent from school consecutively for 30 days without intimation to the Principal or Headmaster of the school. Rule 2B (2) of CLPRA Rules 2017)	12045	1725	9
		Children Who Are Drop Out, Out Of School And Not Attending School Regularly	12045	1725	9
13	Barabanki	Number of children absent from school consecutively for 30 days without intimation to the Principal or Headmaster of the school. Rule 2B (2) of CLPRA Rules 2017)	121	62	62
		Children Who Are Drop Out, Out Of School And Not Attending School Regularly	3145	788	788
14	Bareilly	Number of children absent from school	7781	1511	1511

		consecutively for 30 days without intimation to the Principal or Headmaster of the school. Rule 2B (2) of CLPRA Rules 2017)			
		Children Who Are Drop Out, Out Of School And Not Attending School Regularly	0	1511	1511
15	Bhadohi	Number of children absent from school consecutively for 30 days without intimation to the Principal or Headmaster of the school. Rule 2B (2) of CLPRA Rules 2017)	1705	888	556
		Children Who Are Drop Out, Out Of School And Not Attending School Regularly	889	528	432
16	Bijnor	Number of children absent from school consecutively for 30 days without intimation to the Principal or Headmaster of the school. Rule 2B (2) of CLPRA Rules 2017)	141	112	128
		Children Who Are Drop Out, Out Of School And Not Attending School Regularly	178	105	1128
17	Budaun	Number of children absent from school consecutively for 30 days without intimation to the Principal or	0	0	0

		Headmaster of the school. Rule 2B (2) of CLPRA Rules 2017)			
		Children Who Are Drop Out, Out Of School And Not Attending School Regularly	0	0	0
18	Bulandshahr	Number of children absent from school consecutively for 30 days without intimation to the Principal or Headmaster of the school. Rule 2B (2) of CLPRA Rules 2017)	0	0	0
		Children Who Are Drop Out, Out Of School And Not Attending School Regularly	11420	1428	16
19	Chandauli	Number of children absent from school consecutively for 30 days without intimation to the Principal or Headmaster of the school. Rule 2B (2) of CLPRA Rules 2017)	8616	1185	784
		Children Who Are Drop Out, Out Of School And Not Attending School Regularly	2456	1185	784
20	Chitrakoot	Number of children absent from school consecutively for 30 days without intimation to the Principal or Headmaster of the school. Rule 2B (2) of CLPRA Rules 2017)	25	11	5
		Children Who Are	25	11	5

		Drop Out, Out Of School And Not Attending School Regularly			
21	Deoria	Number of children absent from school consecutively for 30 days without intimation to the Principal or Headmaster of the school. Rule 2B (2) of CLPRA Rules 2017)	4	417	112
		Children Who Are Drop Out, Out Of School And Not Attending School Regularly	0	0	0
22	Etawah	Number of children absent from school consecutively for 30 days without intimation to the Principal or Headmaster of the school. Rule 2B (2) of CLPRA Rules 2017)	4984	956	956
		Children Who Are Drop Out, Out Of School And Not Attending School Regularly	0	0	0
23	Faizabad	Number of children absent from school consecutively for 30 days without intimation to the Principal or Headmaster of the school. Rule 2B (2) of CLPRA Rules 2017)	0	1988	12
		Children Who Are Drop Out, Out Of School And Not Attending School Regularly	12944	1988	12

24	Farrukhabad	Number of children absent from school consecutively for 30 days without intimation to the Principal or Headmaster of the school. Rule 2B (2) of CLPRA Rules 2017)	1039	535	8
		Children Who Are Drop Out, Out Of School And Not Attending School Regularly	162	113	8
25	Fatehpur	Number of children absent from school consecutively for 30 days without intimation to the Principal or Headmaster of the school. Rule 2B (2) of CLPRA Rules 2017)	27	178	9
		Children Who Are Drop Out, Out Of School And Not Attending School Regularly	15	225	7
26	Firozabad	Number of children absent from school consecutively for 30 days without intimation to the Principal or Headmaster of the school. Rule 2B (2) of CLPRA Rules 2017)	172	1827	802
		Children Who Are Drop Out, Out Of School And Not Attending School Regularly	1991	1827	802
27	Gautam Buddha Nagar	Number of children absent from school consecutively for 30 days without	200	511	398

		intimation to the Principal or Headmaster of the school. Rule 2B (2) of CLPRA Rules 2017)			
		Children Who Are Drop Out, Out Of School And Not Attending School Regularly	890	511	398
28	Ghazipur	Number of children absent from school consecutively for 30 days without intimation to the Principal or Headmaster of the school. Rule 2B (2) of CLPRA Rules 2017)	0	0	0
		Children Who Are Drop Out, Out Of School And Not Attending School Regularly	45026	0	16
29	Gonda	Number of children absent from school consecutively for 30 days without intimation to the Principal or Headmaster of the school. Rule 2B (2) of CLPRA Rules 2017)	0	0	0
		Children Who Are Drop Out, Out Of School And Not Attending School Regularly	71	2415	16
30	Gorakhpur	Number of children absent from school consecutively for 30 days without intimation to the Principal or Headmaster of the school. Rule 2B (2) of	175	0	0

		CLPRA Rules 2017)			
		Children Who Are Drop Out, Out Of School And Not Attending School Regularly	175	0	0
31	Hamirpur	Number of children absent from school consecutively for 30 days without intimation to the Principal or Headmaster of the school. Rule 2B (2) of CLPRA Rules 2017)	2619	967	7
		Children Who Are Drop Out, Out Of School And Not Attending School Regularly	2619	967	7
32	Hapur (Panchsheel Nagar)	Number of children absent from school consecutively for 30 days without intimation to the Principal or Headmaster of the school. Rule 2B (2) of CLPRA Rules 2017)	315	165	4
		Children Who Are Drop Out, Out Of School And Not Attending School Regularly	878	418	4
33	Hardoi	Number of children absent from school consecutively for 30 days without intimation to the Principal or Headmaster of the school. Rule 2B (2) of CLPRA Rules 2017)	206	3446	1306
		Children Who Are Drop Out, Out Of School And Not	206	3446	1306

		Attending School Regularly			
34	Hathras	Number of children absent from school consecutively for 30 days without intimation to the Principal or Headmaster of the school. Rule 2B (2) of CLPRA Rules 2017)	0	1236	8
		Children Who Are Drop Out, Out Of School And Not Attending School Regularly	0	1236	8
35	Jalaun	Number of children absent from school consecutively for 30 days without intimation to the Principal or Headmaster of the school. Rule 2B (2) of CLPRA Rules 2017)	8	26	26
		Children Who Are Drop Out, Out Of School And Not Attending School Regularly	2	18	18
36	Jaunpur	Number of children absent from school consecutively for 30 days without intimation to the Principal or Headmaster of the school. Rule 2B (2) of CLPRA Rules 2017)	30	2807	740
		Children Who Are Drop Out, Out Of School And Not Attending School Regularly	6086	2807	1740
37	Jhansi	Number of children absent from school	0	0	0

		consecutively for 30 days without intimation to the Principal or Headmaster of the school. Rule 2B (2) of CLPRA Rules 2017)			
		Children Who Are Drop Out, Out Of School And Not Attending School Regularly	0	0	0
38	Kannauj	Number of children absent from school consecutively for 30 days without intimation to the Principal or Headmaster of the school. Rule 2B (2) of CLPRA Rules 2017)	0	1459	9
		Children Who Are Drop Out, Out Of School And Not Attending School Regularly	7893	1459	9
39	Kanpur Dehat	Number of children absent from school consecutively for 30 days without intimation to the Principal or Headmaster of the school. Rule 2B (2) of CLPRA Rules 2017)	0	0	0
		Children Who Are Drop Out, Out Of School And Not Attending School Regularly	687	235	10
40	Kanpur Nagar	Number of children absent from school consecutively for 30 days without intimation to the Principal or	5406	1705	11

		Headmaster of the school. Rule 2B (2) of CLPRA Rules 2017)			
		Children Who Are Drop Out, Out Of School And Not Attending School Regularly	7727	1289	11
41	Kaushambi	Number of children absent from school consecutively for 30 days without intimation to the Principal or Headmaster of the school. Rule 2B (2) of CLPRA Rules 2017)	4208	1092	8
		Children Who Are Drop Out, Out Of School And Not Attending School Regularly	400	1092	8
42	Kushinagar (Padrauna)	Number of children absent from school consecutively for 30 days without intimation to the Principal or Headmaster of the school. Rule 2B (2) of CLPRA Rules 2017)	63	57	57
		Children Who Are Drop Out, Out Of School And Not Attending School Regularly	17	15	15
43	Lakhimpur - Kheri	Number of children absent from school consecutively for 30 days without intimation to the Principal or Headmaster of the school. Rule 2B (2) of CLPRA Rules 2017)	0	20276	2527
		Children Who Are	0	20276	2527

		Drop Out, Out Of School And Not Attending School Regularly			
44	Lalitpur	Number of children absent from school consecutively for 30 days without intimation to the Principal or Headmaster of the school. Rule 2B (2) of CLPRA Rules 2017)	4254	258	214
		Children Who Are Drop Out, Out Of School And Not Attending School Regularly	4254	258	214
45	Lucknow	Number of children absent from school consecutively for 30 days without intimation to the Principal or Headmaster of the school. Rule 2B (2) of CLPRA Rules 2017)	541	1626	506
		Children Who Are Drop Out, Out Of School And Not Attending School Regularly	5243	1626	1626
46	Maharajganj	Number of children absent from school consecutively for 30 days without intimation to the Principal or Headmaster of the school. Rule 2B (2) of CLPRA Rules 2017)	0	1705	12
		Children Who Are Drop Out, Out Of School And Not Attending School Regularly	0	1705	12

47	Mahoba	Number of children absent from school consecutively for 30 days without intimation to the Principal or Headmaster of the school. Rule 2B (2) of CLPRA Rules 2017)	92	194	194
		Children Who Are Drop Out, Out Of School And Not Attending School Regularly	47	194	191
48	Mathura	Number of children absent from school consecutively for 30 days without intimation to the Principal or Headmaster of the school. Rule 2B (2) of CLPRA Rules 2017)	0	12	5
		Children Who Are Drop Out, Out Of School And Not Attending School Regularly	0	12	5
49	Mau	Number of children absent from school consecutively for 30 days without intimation to the Principal or Headmaster of the school. Rule 2B (2) of CLPRA Rules 2017)	0	0	0
		Children Who Are Drop Out, Out Of School And Not Attending School Regularly	0	0	0
50	Mirzapur	Number of children absent from school consecutively for 30 days without	0	1427	832

		intimation to the Principal or Headmaster of the school. Rule 2B (2) of CLPRA Rules 2017)			
		Children Who Are Drop Out, Out Of School And Not Attending School Regularly	0	1427	832
51	Muzaffargarh	Number of children absent from school consecutively for 30 days without intimation to the Principal or Headmaster of the school. Rule 2B (2) of CLPRA Rules 2017)	0	0	0
		Children Who Are Drop Out, Out Of School And Not Attending School Regularly	9343	774	702
52	Pilibhit	Number of children absent from school consecutively for 30 days without intimation to the Principal or Headmaster of the school. Rule 2B (2) of CLPRA Rules 2017)	198093	1499	720
		Children Who Are Drop Out, Out Of School And Not Attending School Regularly	3	3	3
53	Pratapgarh	Number of children absent from school consecutively for 30 days without intimation to the Principal or Headmaster of the school. Rule 2B (2) of	3073	2373	1177

		CLPRA Rules 2017)			
		Children Who Are Drop Out, Out Of School And Not Attending School Regularly	0	2373	1177
54	Rae Bareli	Number of children absent from school consecutively for 30 days without intimation to the Principal or Headmaster of the school. Rule 2B (2) of CLPRA Rules 2017)	0	0	0
		Children Who Are Drop Out, Out Of School And Not Attending School Regularly	0	0	0
55	Rampur	Number of children absent from school consecutively for 30 days without intimation to the Principal or Headmaster of the school. Rule 2B (2) of CLPRA Rules 2017)	0	0	0
		Children Who Are Drop Out, Out Of School And Not Attending School Regularly	3720	735	342
56	Saharanpur	Number of children absent from school consecutively for 30 days without intimation to the Principal or Headmaster of the school. Rule 2B (2) of CLPRA Rules 2017)	0	443	1613
		Children Who Are Drop Out, Out Of School And Not	703	443	1613

		Attending School Regularly			
57	Sambhal (Bhim Nagar)	Number of children absent from school consecutively for 30 days without intimation to the Principal or Headmaster of the school. Rule 2B (2) of CLPRA Rules 2017)	18	1289	663
		Children Who Are Drop Out, Out Of School And Not Attending School Regularly	0	1289	663
58	Shahjahan pur	Number of children absent from school consecutively for 30 days without intimation to the Principal or Headmaster of the school. Rule 2B (2) of CLPRA Rules 2017)	0	0	0
		Children Who Are Drop Out, Out Of School And Not Attending School Regularly	0	0	0
59	Shamali (Prabuddh Nagar)	Number of children absent from school consecutively for 30 days without intimation to the Principal or Headmaster of the school. Rule 2B (2) of CLPRA Rules 2017)	0	596	5
		Children Who Are Drop Out, Out Of School And Not Attending School Regularly	0	596	5
60	Shravasti	Number of children absent from school	0	984	5

		consecutively for 30 days without intimation to the Principal or Headmaster of the school. Rule 2B (2) of CLPRA Rules 2017)			
		Children Who Are Drop Out, Out Of School And Not Attending School Regularly	0	984	397
61	Siddharth Nagar	Number of children absent from school consecutively for 30 days without intimation to the Principal or Headmaster of the school. Rule 2B (2) of CLPRA Rules 2017)	0	0	0
		Children Who Are Drop Out, Out Of School And Not Attending School Regularly	17255	2263	14
62	Sitapur	Number of children absent from school consecutively for 30 days without intimation to the Principal or Headmaster of the school. Rule 2B (2) of CLPRA Rules 2017)	0	0	0
		Children Who Are Drop Out, Out Of School And Not Attending School Regularly	0	0	0
63	Sonbhadra	Number of children absent from school consecutively for 30 days without intimation to the Principal or	270	164	164

		Headmaster of the school. Rule 2B (2) of CLPRA Rules 2017)			
		Children Who Are Drop Out, Out Of School And Not Attending School Regularly	10990	1549	1549
64	Varanasi	Number of children absent from school consecutively for 30 days without intimation to the Principal or Headmaster of the school. Rule 2B (2) of CLPRA Rules 2017)	0	0	0
		Children Who Are Drop Out, Out Of School And Not Attending School Regularly	11566	1146	109
Total			473976	137841	177765

WEST BENGAL

There are 23 districts in the state, but the Commission received data from only 22 districts. As per the instruction/direction of the Commission, a total of 03 activities were to be conducted in each district.

Activity 1: Awareness Programmes

The data received by the Commission reveals that 13773 villages were covered in the 22 districts. A total of 170037 people participated in the programmes wherein 10709 programmes were conducted at Village Panchayat Level, 293 at Block Level, 819 at Urban/Ward Level and 91 at Zila Tehsil Level.

S. No.	District	Coverage	Number of Awareness Programme Conducted	Total Participants	Number of village/block covered
--------	----------	----------	---	--------------------	---------------------------------

1	Alipuirduar	Village Panchayat Level	18	918	4
		Block Level	03	162	3
		Urban/Ward Level	0	0	0
		Zila Tehsil	3	90	9
2	Bankura	Village Panchayat Level	190	3610	190
		Block Level	21	231	21
		Urban/Ward Level	120	1320	7
		Zila Tehsil	8	225	8
3	Birbhum	Village Panchayat Level	1596	20587	1596
		Block Level	18	720	20
		Urban/Ward Level	03	117	03
		Zila Tehsil	06	265	20
4	Cooch Behar	Village Panchayat Level	95	1522	12
		Block Level	9	510	9
		Urban/Ward Level	57	2650	57
		Zila Tehsil	1	3	1
6	Darjeeling	Village Panchayat Level	45	356	18
		Block Level	3	83	3
		Urban/Ward Level	2	47	2
		Zila Tehsil	1	53	1
7	Hooghly	Village Panchayat Level	4	60	10
		Block Level	43	1650	505
		Urban/Ward Level	10	300	23
		Zila Tehsil	0	0	0
8	Howrah	Village Panchayat Level	89	2706	356
		Block Level	7	82	14
		Urban/Ward Level	3	37	3
		Zila Tehsil	1	28	1

9	Jalpaiguri	Village Panchayat Level	1349	13490	1349
		Block Level	0	0	0
		Urban/Ward Level	0	0	0
		Zila Tehsil	1	62	16
10	Jhargram	Village Panchayat Level	2	92	2
		Block Level	32	186	13
		Urban/Ward Level	8	256	16
		Zila Tehsil	12	145	1
11	Kalimpong	Village Panchayat Level	505	4700	43
		Block Level	22	445	22
		Urban/Ward Level	378	6048	378
		Zila Tehsil	1	48	1
12	Kolkata	Village Panchayat Level	0	0	0
		Block Level	2	50	1
		Urban/Ward Level	0	0	0
		Zila Tehsil	1	25	11
13	Malda	Village Panchayat Level	139	8523	139
		Block Level	0	0	0
		Urban/Ward Level	58	701	58
		Zila Tehsil	0	0	0
14	Murshidabad	Village Panchayat Level	5	267	5
		Block Level	0	0	0
		Urban/Ward Level	0	0	0
		Zila Tehsil	0	0	0
15	Nadia	Village Panchayat Level	4	250	5
		Block Level	12	264	6
		Urban/Ward Level	1	36	1
		Zila Tehsil	0	0	0

16	North 24 Parganas	Village Panchayat Level	235	14820	1235
		Block Level	7	252	7
		Urban/Ward Level	2	56	2
		Zila Tehsil	1	58	1
17	Paschim Bardhaman	Village Panchayat Level	22	668	22
		Block Level	29	2123	15
		Urban/Ward Level	23	2185	38
		Zila Tehsil	41	1429	15
18	Paschim Medinipur	Village Panchayat Level	3040	30400	21
		Block Level	23	627	23
		Urban/Ward Level	6	1428	119
		Zila Tehsil	4	172	4
19	Purba Bardhaman	Village Panchayat Level	215	3225	2215
		Block Level	25	498	25
		Urban/Ward Level	102	715	102
		Zila Tehsil	5	206	1
20	Purba Medinipur	Village Panchayat Level	3014	29145	3014
		Block Level	3	46	3
		Urban/Ward Level	2	42	11
		Zila Tehsil	1	38	18
21	Purulia	Village Panchayat Level	18	706	170
		Block Level	19	494	19
		Urban/Ward Level	31	620	33
		Zila Tehsil	1	79	0
22	South 24 Parganas	Village Panchayat Level	26	987	15
		Block Level	12	235	12
		Urban/Ward Level	03	42	12
		Zila Tehsil	02	155	12

23	Uttar Dinajpur	Village Panchayat Level	98	4266	1632
		Block Level	3	97	3
		Urban/Ward Level	10	228	10
		Zila Tehsil	1	75	1
Total			11912	170037	13773

Activity 2: Meeting of Officials/ Functionaries

The number of meetings held by the officials and functionaries were 6790. The total numbers of participants in these meetings were 54878 among 14976 blocks/villages.

S. No.	District	Meetings with Officials/Functionaries	Number of Meetings Held	Total Officials Participated	Number of village/Block etc. Covered
1	Alipurduar	CDPOs	16	16	6
		CWPOs	4	140	04
		CWCs	15	75	0
		AWWs	98	1196	1196
		Gram Pradhans	107	984	98
		Religious Priests Who May Be Responsible For Performing Marriages	0	0	0
		Service Providers During Marriage Functions Such As Printing Press, Tent Providers, Managers Of Marriage Halls, Caterer, Music Bands And Decorators Etc.	0	0	0

2	Bankura	CDPOs	1	27	15
		CWPOs	3	72	21
		CWCs	5	25	21
		AWWs	5	125	10
		Gram Pradhans	1	211	21
		Religious Priests Who May Be Responsible For Performing Marriages	2	125	21
		Service Providers During Marriage Functions Such As Printing Press, Tent Providers, Managers Of Marriage Halls, Caterer, Music Bands And Decorators Etc.	1	31	5
3	Birbhum	CDPOs	19	196	19
		CWPOs	03	12	20
		CWCs	04	48	20
		AWWs	02	34	12
		Gram Pradhans	12	170	20
		Religious Priests Who May Be Responsible For Performing Marriages	00	00	00
		Service Providers During Marriage Functions Such As Printing Press, Tent Providers, Managers Of Marriage Halls, Caterer, Music	01	10	01

		Bands And Decorators Etc.			
4	Cooch Behar	CDPOs	03	40	12
		CWPOs	8	96	9
		CWCs	4	200	5
		AWWs	10	510	200
		Gram Pradhans	80	800	210
		Religious Priests Who May Be Responsible For Performing Marriages	1	50	50
		Service Providers During Marriage Functions Such As Printing Press, Tent Providers, Managers Of Marriage Halls, Caterer, Music Bands And Decorators Etc.	1	20	4
6	Darjeeling	CDPOs	16	8	28
		CWPOs	0	0	0
		CWCs	2	11	1
		AWWs	250	2359	26
		Gram Pradhans	1	19	1
		Religious Priests Who May Be Responsible For Performing Marriages	1	57	15
		Service Providers During Marriage Functions Such As Printing Press, Tent Providers, Managers Of	1	43	12

		Marriage Halls, Caterer, Music Bands And Decorators Etc.			
7	Hooghly	CDPOs	1	19	29
		CWPOs	02	12	4
		CWCs	05	10	1
		AWWs	04	13	04
		Gram Pradhans	43	04	4
		Religious Priests Who May Be Responsible For Performing Marriages	01	07	4
		Service Providers During Marriage Functions Such As Printing Press, Tent Providers, Managers Of Marriage Halls, Caterer, Music Bands And Decorators Etc.	01	06	2
8	Howrah	CDPOs	7	19	14
		CWPOs	7	30	14
		CWCs	7	4	14
		AWWs	7	187	14
		Gram Pradhans	7	56	14
		Religious Priests Who May Be Responsible For Performing Marriages	7	13	14
		Service Providers During Marriage Functions Such As Printing Press, Tent	7	10	14

		Providers, Managers Of Marriage Halls, Caterer, Music Bands And Decorators Etc.			
9	Jalpaiguri	CDPOs	9	150	85
		CWPOs	0	0	0
		CWCs	0	0	0
		AWWs	0	0	0
		Gram Pradhans	0	0	0
		Religious Priests Who May Be Responsible For Performing Marriages	0	0	0
		Service Providers During Marriage Functions Such As Printing Press, Tent Providers, Managers Of Marriage Halls, Caterer, Music Bands And Decorators Etc.	0	0	0
10	Jhargram	CDPOs	0	0	0
		CWPOs	12	8	22
		CWCs	9	8	14
		AWWs	25	345	12
		Gram Pradhans	15	12	26
		Religious Priests Who May Be Responsible For Performing Marriages	4	14	4
		Service Providers During Marriage	5	16	8

		Functions Such As Printing Press, Tent Providers, Managers Of Marriage Halls, Caterer, Music Bands And Decorators Etc.			
11	Kalimpong	CDPOs	03	94	03
		CWPOs	1	45	22
		CWCs	1	5	00
		AWWs	952	9830	10368
		Gram Pradhans	00	00	00
		Religious Priests Who May Be Responsible For Performing Marriages	1	58	22
		Service Providers During Marriage Functions Such As Printing Press, Tent Providers, Managers Of Marriage Halls, Caterer, Music Bands And Decorators Etc.	00	00	00
12	Kolkata	CDPOs	1	10	12
		CWPOs	1	25	0
		CWCs	1	5	0
		AWWs	0	0	0
		Gram Pradhans	0	0	0
		Religious Priests Who May Be Responsible For Performing Marriages	0	0	0

		Service Providers During Marriage Functions Such As Printing Press, Tent Providers, Managers Of Marriage Halls, Caterer, Music Bands And Decorators Etc.	0	0	0
13	Malda	CDPOs	15	122	15
		CWPOs	0	0	0
		CWCs	2	6	2
		AWWs	190	4735	190
		Gram Pradhans	0	0	0
		Religious Priests Who May Be Responsible For Performing Marriages	0	0	0
		Service Providers During Marriage Functions Such As Printing Press, Tent Providers, Managers Of Marriage Halls, Caterer, Music Bands And Decorators Etc.	0	0	0
14	Murshidabad	CDPOs	3	26	6
		CWPOs	0	0	0
		CWCs	0	0	0
		AWWs	0	0	0
		Gram Pradhans	0	0	0
		Religious Priests Who May Be Responsible For	0	0	0

		Performing Marriages			
		Service Providers During Marriage Functions Such As Printing Press, Tent Providers, Managers Of Marriage Halls, Caterer, Music Bands And Decorators Etc.	0	0	0
15	Nadia	CDPOs	0	0	01
		CWPOs	72	72	6
		CWCs	5	15	6
		AWWs	929	929	6
		Gram Pradhans	86	86	6
		Religious Priests Who May Be Responsible For Performing Marriages	0	0	0
		Service Providers During Marriage Functions Such As Printing Press, Tent Providers, Managers Of Marriage Halls, Caterer, Music Bands And Decorators Etc.	0	0	0
16	North Parganas	CDPOs	1	26	22
		CWPOs	0	0	0
		CWCs	1	7	0
		AWWs	0	0	0
		Gram Pradhans	4	156	4
		Religious Priests	0	0	0

		Who May Be Responsible For Performing Marriages			
		Service Providers During Marriage Functions Such As Printing Press, Tent Providers, Managers Of Marriage Halls, Caterer, Music Bands And Decorators Etc.	0	0	0
17	Paschim Bardhaman	CDPOs	1	9	8
		CWPOs	7	47	7
		CWCs	7	41	7
		AWWs	1102	3342	1089
		Gram Pradhans	89	377	987
		Religious Priests Who May Be Responsible For Performing Marriages	1	6	2
		Service Providers During Marriage Functions Such As Printing Press, Tent Providers, Managers Of Marriage Halls, Caterer, Music Bands And Decorators Etc.	0	00	0
18	Paschim Medinipur	CDPOs	3	45	21
		CWPOs	1	36	20
		CWCs	20	105	1
		AWWs	23	1125	23

		Gram Pradhans	28	451	215
		Religious Priests Who May Be Responsible For Performing Marriages	23	184	23
		Service Providers During Marriage Functions Such As Printing Press, Tent Providers, Managers Of Marriage Halls, Caterer, Music Bands And Decorators Etc.	0	0	0
19	Purba Bardhaman	CDPOs	2	46	23
		CWPOs	1	32	25
		CWCs	1	10	25
		AWWs	223	4905	25
		Gram Pradhans	232	223	25
		Religious Priests Who May Be Responsible For Performing Marriages	21	552	21
		Service Providers During Marriage Functions Such As Printing Press, Tent Providers, Managers Of Marriage Halls, Caterer, Music Bands And Decorators Etc.	0	0	0
20		CDPOs	1	25	25
		CWPOs	2	26	31

	Purba Medinipur	CWCs	1	5	31
		AWWs	7	250	7
		Gram Pradhans	7	36	7
		Religious Priests Who May Be Responsible For Performing Marriages	3	15	3
		Service Providers During Marriage Functions Such As Printing Press, Tent Providers, Managers Of Marriage Halls, Caterer, Music Bands And Decorators Etc.	0	0	0
21	Purulia	CDPOs	03	11	20
		CWPOs	19	189	19
		CWCs	0	0	0
		AWWs	1596	15978	1596
		Gram Pradhans	120	1265	120
		Religious Priests Who May Be Responsible For Performing Marriages	23	52	167
		Service Providers During Marriage Functions Such As Printing Press, Tent Providers, Managers Of Marriage Halls, Caterer, Music Bands And Decorators Etc.	23	52	167

22	South Parganas	24	CDPOs	1	22	22
			CWPOs	01	30	12
			CWCs	06	30	12
			AWWs	04	81	12
			Gram Pradhans	05	102	12
			Religious Priests Who May Be Responsible For Performing Marriages	01	32	12
			Service Providers During Marriage Functions Such As Printing Press, Tent Providers, Managers Of Marriage Halls, Caterer, Music Bands And Decorators Etc.	01	28	12
23	Uttar Dinajpur		CDPOs	4	156	3
			CWPOs	1	3	3
			CWCs	1	5	1
			AWWs	22	22	22
			Gram Pradhans	22	22	22
			Religious Priests Who May Be Responsible For Performing Marriages	0	0	0
			Service Providers During Marriage Functions Such As Printing Press, Tent Providers, Managers Of Marriage Halls, Caterer, Music	0	0	0

		Bands And Decorators Etc.			
Total			6790	54878	17976

Activity 3: Identification of vulnerable children

Among the 22 districts, 739 blocks and villages were covered. 20016 schools were mapped out to identify children absent from school for 30 consecutive days without intimation to the Principal or Headmaster, and it was found that 16602 numbers of children were mapped. Further 20256 schools were mapped to identify number of children dropped out from school, where 21382 children were mapped out.

S. No.	District	Identification of Vulnerable Children	Number of Children Identified	Total No of Schools Mapped	Number of village/Block etc. Covered
1	Alipurduar	Number of children absent from school consecutively for 30 days without intimation to the Principal or Headmaster of the school. Rule 2B (2) of CLPRA Rules 2017)	0	0	0
		Children Who Are Drop Out, Out Of School And Not Attending School Regularly	1530	246	90
2	Bankura	Number of children absent from school consecutively for 30 days without intimation to the Principal or Headmaster of the school. Rule 2B (2) of	347	4889	22

		CLPRA Rules 2017)			
		Children Who Are Drop Out, Out Of School And Not Attending School Regularly	60	14	11
3	Birbhum	Number of children absent from school consecutively for 30 days without intimation to the Principal or Headmaster of the school. Rule 2B (2) of CLPRA Rules 2017)	0	0	0
		Children Who Are Drop Out, Out Of School And Not Attending School Regularly	154	4317	20
4	Cooch Behar	Number of children absent from school consecutively for 30 days without intimation to the Principal or Headmaster of the school. Rule 2B (2) of CLPRA Rules 2017)	17	15	12
		Children Who Are Drop Out, Out Of School And Not Attending School Regularly	0	0	0
6	Darjeeling	Number of children absent from school consecutively for 30 days without intimation to the	0	6	16

		Principal or Headmaster of the school. Rule 2B (2) of CLPRA Rules 2017)			
		Children Who Are Drop Out, Out Of School And Not Attending School Regularly	222	44	26
7	Hooghly	Number of children absent from school consecutively for 30 days without intimation to the Principal or Headmaster of the school. Rule 2B (2) of CLPRA Rules 2017)	0	0	0
		Children Who Are Drop Out, Out Of School And Not Attending School Regularly	08	62	4
8	Howrah	Number of children absent from school consecutively for 30 days without intimation to the Principal or Headmaster of the school. Rule 2B (2) of CLPRA Rules 2017)	3859	382	14
		Children Who Are Drop Out, Out Of School And Not Attending School Regularly	8984	382	14
9	Jalpaiguri	Number of children absent from school	0	0	0

		consecutively for 30 days without intimation to the Principal or Headmaster of the school. Rule 2B (2) of CLPRA Rules 2017)			
		Children Who Are Drop Out, Out Of School And Not Attending School Regularly	0	0	0
10	Jhargram	Number of children absent from school consecutively for 30 days without intimation to the Principal or Headmaster of the school. Rule 2B (2) of CLPRA Rules 2017)	233	2496	8
		Children Who Are Drop Out, Out Of School And Not Attending School Regularly	2	8	6
11	Kalimpong	Number of children absent from school consecutively for 30 days without intimation to the Principal or Headmaster of the school. Rule 2B (2) of CLPRA Rules 2017)	04	62	4
		Children Who Are Drop Out, Out Of School And Not Attending School Regularly	23	1532	22

12	Kolkata	Number of children absent from school consecutively for 30 days without intimation to the Principal or Headmaster of the school. Rule 2B (2) of CLPRA Rules 2017)	0	0	0
		Children Who Are Drop Out, Out Of School And Not Attending School Regularly	8829	614	29
13	Malda	Number of children absent from school consecutively for 30 days without intimation to the Principal or Headmaster of the school. Rule 2B (2) of CLPRA Rules 2017)	0	328	15
		Children Who Are Drop Out, Out Of School And Not Attending School Regularly	0	4889	22
14	Murshidabad	Number of children absent from school consecutively for 30 days without intimation to the Principal or Headmaster of the school. Rule 2B (2) of CLPRA Rules 2017)	0	44	26
		Children Who Are Drop Out, Out Of School And Not	167	2496	8

		Attending School Regularly			
15	Nadia	Number of children absent from school consecutively for 30 days without intimation to the Principal or Headmaster of the school. Rule 2B (2) of CLPRA Rules 2017)	8829	614	29
		Children Who Are Drop Out, Out Of School And Not Attending School Regularly	310	22	6
16	North 24 Parganas	Number of children absent from school consecutively for 30 days without intimation to the Principal or Headmaster of the school. Rule 2B (2) of CLPRA Rules 2017)	105	1532	22
		Children Who Are Drop Out, Out Of School And Not Attending School Regularly	0	4843	29
17	Paschim Bardhaman	Number of children absent from school consecutively for 30 days without intimation to the Principal or Headmaster of the school. Rule 2B (2) of CLPRA Rules 2017)	10	181	8

		Children Who Are Drop Out, Out Of School And Not Attending School Regularly	386	328	15
18	Paschim Medinipur	Number of children absent from school consecutively for 30 days without intimation to the Principal or Headmaster of the school. Rule 2B (2) of CLPRA Rules 2017)	1023	19	13
		Children Who Are Drop Out, Out Of School And Not Attending School Regularly	82	30	23
19	Purba Bardhaman	Number of children absent from school consecutively for 30 days without intimation to the Principal or Headmaster of the school. Rule 2B (2) of CLPRA Rules 2017)	104	0	0
		Children Who Are Drop Out, Out Of School And Not Attending School Regularly	269	131	21
20	Purba Medinipur	Number of children absent from school consecutively for 30 days without intimation to the Principal or Headmaster of the	247	42	17

		school. Rule 2B (2) of CLPRA Rules 2017)			
		Children Who Are Drop Out, Out Of School And Not Attending School Regularly	151	33	16
21	Purulia	Number of children absent from school consecutively for 30 days without intimation to the Principal or Headmaster of the school. Rule 2B (2) of CLPRA Rules 2017)	37	4317	20
		Children Who Are Drop Out, Out Of School And Not Attending School Regularly	40	31	12
22	South 24 Parganas	Number of children absent from school consecutively for 30 days without intimation to the Principal or Headmaster of the school. Rule 2B (2) of CLPRA Rules 2017)	0	4843	29
		Children Who Are Drop Out, Out Of School And Not Attending School Regularly	75	53	12
23	Uttar Dinajpur	Number of children absent from school consecutively for 30 days without	1787	246	90

	intimation to the Principal or Headmaster of the school. Rule 2B (2) of CLPRA Rules 2017)			
	Children Who Are Drop Out, Out Of School And Not Attending School Regularly	90	181	8
Total		37984	40272	739

ANDAMAN AND NICOBAR ISLAND

There are 03 districts in the Union Territory of Andaman and Nicobar Island, but the Commission received data only from 1 district. As per the Commissions instructions/directions, a total of 03 activities were to be conducted in each district.

Activity 1: Awareness Programmes

The data received by the Commission reveals that 37 villages were covered in 01 district. A total of 3987 people participated in the programmes wherein 78 programmes were conducted at Village Panchayat Level, 0 at Block Level, 0 at Urban/Ward Level and 00 at Zila Tehsil Level.

S. No.	District	Coverage	Number of Awareness Programme Conducted	Total Participants	Number of village/block covered
1	North and Middle Andaman	Village Panchayat Level	78	3987	37
		Block Level	8	1450	3
		Urban/Ward Level	0	0	0
		Zila Tehsil	0	0	0
		Zila Tehsil	0	0	0

TOTAL	86	5437	40
--------------	----	------	----

Activity 2: Meeting of Officials/ Functionaries

The number of meetings held by the officials and functionaries were 193. The total numbers of participants in these meetings were 3098 among 50 blocks/villages.

S. No.	District	Meetings with Officials/Functionaries	Number of Meetings Held	Total Officials Participated	Number of village/Block etc. Covered
1	North and Middle Andaman	CDPOs	15	30	15
		CWPOs	0	0	0
		CWCs	05	10	0
		AWWs	149	2980	14
		Gram Pradhans	18	72	18
		Religious Priests Who May Be Responsible For Performing Marriages	6	6	3
		Service Providers During Marriage Functions Such As Printing Press, Tent Providers, Managers Of Marriage Halls, Caterer, Music Bands And Decorators Etc.	0	0	0
TOTAL			193	3098	50

Activity 3: Identification of vulnerable children

Among the 3 districts, 00 blocks and villages were covered, 00 schools were mapped out to identify children absent from school for 30 consecutive days without intimation to the Principal or Headmaster, and it was found that 00 numbers of children were mapped. Further 159 schools were mapped to identify number of children dropped out from school, where 00 no. of children were mapped out.

S. No.	District	Identification of Vulnerable Children	Number of Children Identified	Total No of Schools Mapped	Number of village/Block etc. Covered
1	North and Middle Andaman	Number of children absent from school consecutively for 30 days without intimation to the Principal or Headmaster of the school. Rule 2B (2) of CLPRA Rules 2017)	0	159	0
		Children Who Are Drop Out, Out Of School And Not Attending School Regularly	0	159	0
Total				159	

CHANDIGARH

There is 01 district in the Union Territory of Chandigarh, the Commission received data from 01 district. As per the instruction/direction of the Commission, a total of 03 activities were to be conducted in each district.

Activity 1: Awareness Programmes

The data received by the Commission reveals that 02 villages were covered in the 01 districts. A total of 2150 people participated in the programmes wherein 00 programmes were conducted at Village Panchayat Level, 05 at Block Level, 07 at Urban/Ward Level and 00 at Zila Tehsil Level.

S. No.	District	Coverage	Number of Awareness Programm	Total Participants	Number of village/
--------	----------	----------	------------------------------	--------------------	--------------------

			e Conducte d		block covered
1	Chandigarh	Village Panchayat Level	0	0	0
		Block Level	5	450	1
		Urban/Ward Level	7	1700	1
		Zila Tehsil	0	0	0
Total			12	2150	2

Activity 2: Meeting of Officials/ Functionaries

The number of meetings held by the officials and functionaries were 08. The total numbers of participants in these meetings were 153 among 11 blocks/villages.

S. No.	District	Meetings with Officials/Functi onaries	Number of Meetings Held	Total Officials Participate d	Number of village/Bloc k etc. Covered
1	Chandigarh	CDPOs	2	3	3
		CWPOs	0	0	0
		CWCs	2	5	1
		AWWs	1	120	3
		Gram Pradhans	0	0	0
		Religious Priests Who May Be Responsible For Performing Marriages	2	10	3
		Service Providers During Marriage Functions Such As Printing Press, Tent Providers, Managers Of	1	15	1

		Marriage Halls, Caterer, Music Bands And Decorators Etc.			
Total			8	153	11

Activity 3: Identification of vulnerable children

Among the 01 district, 03 blocks and villages were covered, where 00 schools were mapped out to identify children absent from school for 30 consecutive days without intimation to the Principal or Headmaster, and it was found, 00 numbers of children were mapped. Further 651 schools were mapped to identify number of children dropped out from school, wherein 651 number of children were mapped.

S. No.	District	Identification of Vulnerable Children	Number of Children Identified	Total No of Schools Mapped	Number of village/Block etc. Covered
1	Chandigarh	Number of children absent from school consecutively for 30 days without intimation to the Principal or Headmaster of the school. Rule 2B (2) of CLPRA Rules 2017)	0	0	0
		Children Who Are Drop Out, Out Of School And Not Attending School Regularly	651	651	3
Total			651	651	3

DADRA & NAGAR HAVELI AND DAMAN & DIU

There are 03 districts in the state, but the Commission received data from only 02 districts. As per the instruction/direction of the Commission, a total of 02 activities were to be conducted in each district.

Activity 1: Awareness Programmes

The Commission received data from only 02 districts out of 03. The data received by the Commission reveals that 28 awareness programmes were conducted in the 02 districts. A total of 4507 people participated in the programmes wherein 23 programmes were conducted at Village Panchayat Level, 03 at Block Level, 02 at Urban/Ward Level and 00 at Zila Tehsil Level.

S. No.	District	Coverage	Number of Awareness Programme Conducted	Total Participants	Number of village/block covered
1.	Daman	Village Panchayat Level	22	3080	22
		Block Level	0	0	0
		Urban/Ward Level	1	1020	1
		Zila Tehsil	0	0	0
2.	Diu	Village Panchayat Level	1	21	1
		Block Level	3	370	1
		Urban/Ward Level	1	16	1
		Zila Tehsil	0	0	0
Total			28	4507	26

Activity 2: Meeting of Officials/ Functionaries

The number of meetings held by the officials and functionaries were 13. The total numbers of participants in these meetings were 177 among 86 blocks/villages.

S. No.	District	Meetings with Officials/Functionaries	Number of Meetings Held	Total Officials Participated	Number of village/Block etc. Covered
1.	Daman	CDPOs	1	1	0

		CWPOs	1	8	1
		CWCs	1	4	1
		AWWs	1	62	22
		Gram Pradhans	1	18	22
		Religious Priests Who May Be Responsible For Performing Marriages	1	6	5
		Service Providers During Marriage Functions Such As Printing Press, Tent Providers, Managers Of Marriage Halls, Caterer, Music Bands And Decorators Etc.	1	12	22
2.	Diu	CDPOs	1	4	1
		CWPOs	0	0	0
		CWCs	1	7	1
		AWWs	2	40	5
		Gram Pradhans	0	0	0
		Religious Priests Who May Be Responsible For Performing Marriages	1	3	1
		Service Providers During Marriage Functions Such As Printing Press, Tent Providers, Managers Of Marriage Halls, Caterer, Music Bands And	1	12	5

		Decorators Etc.			
Total			13	177	86

Activity 3: Identification of vulnerable children

Among the 05 districts, 02 blocks and villages were covered, where 14 schools were mapped out to identify children absent from school for 30 consecutive days without intimation to the Principal or Headmaster, where 30 numbers of children were mapped. Further, 24 schools were mapped to identify number of children dropped out from school, where 30 children were mapped out.

S. No.	District	Identification of Vulnerable Children	Number of Children Identified	Total No of Schools Mapped	Number of village/Block etc. Covered
1.	Daman	Number of children absent from school consecutively for 30 days without intimation to the Principal or Headmaster of the school. Rule 2B (2) of CLPRA Rules 2017)	24	30	1
		Children Who Are Drop Out, Out Of School And Not Attending School Regularly	14	30	1
2.	Diu	Number of children absent from school consecutively for 30 days without intimation to the Principal or Headmaster of the school. Rule 2B (2) of CLPRA Rules 2017)	0	0	0
		Children Who Are Drop Out, Out Of School And	0	0	0

		Not Attending School Regularly			
Total			38	60	2

NATIONAL CAPITAL TERRITORY OF DELHI

There are 11 districts in the Union Territory of NCT of Delhi, but the Commission received data from only 10 districts. As per the instruction/direction of the Commission, a total of 03 activities were to be conducted in each district.

Activity 1: Awareness Programmes

The data received by the Commission reveals that 239 villages were covered in the 10 districts. A total of 34083 people participated in the programmes wherein 169 programmes were conducted at Village Panchayat Level, 77 at Block Level, 400 at Urban/Ward Level and 403 at Zila Tehsil Level.

S. No.	District	Coverage	Number of Awareness Programme Conducted	Total Participants	Number of village/block covered
1.	Central Delhi	Village Panchayat Level	0	0	0
		Block Level	0	0	0
		Urban/Ward Level	45	1575	3
		Zila Tehsil	0	0	0
2.	East Delhi	Village Panchayat Level	3	85	3
		Block Level	0	0	0
		Urban/Ward Level	0	0	0
		Zila Tehsil	3	120	3
3.	New Delhi	Village Panchayat Level	0	0	0
		Block Level	0	0	0
		Urban/Ward Level	85	2550	3

		Zila Tehsil	0	0	0
4.	North Delhi	Village Panchayat Level	71	2845	15
		Block Level	25	1232	10
		Urban/Ward Level	72	1676	10
		Zila Tehsil	143	3521	23
5.	North East Delhi	Village Panchayat Level	0	0	0
		Block Level	0	0	0
		Urban/Ward Level	32	2800	32
		Zila Tehsil	4	150	1
6.	North West Delhi	Village Panchayat Level	70	1735	21
		Block Level	35	1233	7
		Urban/Ward Level	73	1676	10
		Zila Tehsil	250	4644	23
7.	South Delhi	Village Panchayat Level	5	40	0
		Block Level	7	45	0
		Urban/Ward Level	22	55	0
		Zila Tehsil	0	0	0
8.	South East Delhi	Village Panchayat Level	0	0	0
		Block Level	0	0	0
		Urban/Ward Level	0	0	0
		Zila Tehsil	0	0	0
9.	South West Delhi	Village Panchayat Level	0	0	0
		Block Level	0	0	0
		Urban/Ward Level	69	4321	30
		Zila Tehsil	0	0	0
10	West Delhi	Village Panchayat Level	20	1000	15
		Block Level	10	1200	7
		Urban/Ward Level	2	500	3

	Zila Tehsil	3	1000	20
Total		1049	34003	239

Activity 2: Meeting of Officials/ Functionaries

The number of meetings held by the officials and functionaries were 339. The total numbers of participants in these meetings were 3477 among 178 blocks/villages.

S. No.	District	Meetings with Officials/Functionaries	Number of Meetings Held	Total Officials Participated	Number of village/Block etc. Covered
1.	Central Delhi	CDPOs	03	10	03
		CWPOs	0	0	0
		CWCs	04	07	03
		AWWs	10	35	03
		Gram Pradhans	0	0	0
		Religious Priests Who May Be Responsible For Performing Marriages	0	0	0
		Service Providers During Marriage Functions Such As Printing Press, Tent Providers, Managers Of Marriage Halls, Caterer, Music Bands And Decorators Etc.	0	0	0
2.	East Delhi	CDPOs	0	0	0
		CWPOs	0	0	0
		CWCs	0	0	0
		AWWs	0	0	0
		Gram Pradhans	0	0	0
		Religious Priests	0	0	0

		Who May Be Responsible For Performing Marriages			
		Service Providers During Marriage Functions Such As Printing Press, Tent Providers, Managers Of Marriage Halls, Caterer, Music Bands And Decorators Etc.	0	0	0
3.	New Delhi	CDPOs	04	10	03
		CWPOs	0	0	0
		CWCs	02	05	03
		AWWs	12	35	03
		Gram Pradhans	0	0	0
		Religious Priests Who May Be Responsible For Performing Marriages	0	0	0
		Service Providers During Marriage Functions Such As Printing Press, Tent Providers, Managers Of Marriage Halls, Caterer, Music Bands And Decorators Etc.	0	0	0
4.	North Delhi	CDPOs	1	27	07
		CWPOs	0	0	0
		CWCs	0	0	0
		AWWs	1	180	07
		Gram Pradhans	0	0	0
		Religious Priests	0	0	0

		Who May Be Responsible For Performing Marriages			
		Service Providers During Marriage Functions Such As Printing Press, Tent Providers, Managers Of Marriage Halls, Caterer, Music Bands And Decorators Etc.	0	0	0
5.	North East Delhi	CDPOs	03	49	8
		CWPOs	04	120	15
		CWCs	07	12	1
		AWWs	30	55	30
		Gram Pradhans	0	0	0
		Religious Priests Who May Be Responsible For Performing Marriages	0	0	0
		Service Providers During Marriage Functions Such As Printing Press, Tent Providers, Managers Of Marriage Halls, Caterer, Music Bands And Decorators Etc.	0	0	0
6.	North West Delhi	CDPOs	0	0	0
		CWPOs	0	0	0
		CWCs	0	0	0
		AWWs	11	167	7
		Gram Pradhans	0	0	0
		Religious Priests	0	0	0

		Who May Be Responsible For Performing Marriages			
		Service Providers During Marriage Functions Such As Printing Press, Tent Providers, Managers Of Marriage Halls, Caterer, Music Bands And Decorators Etc.	0	0	0
7.	South Delhi	CDPOs	34	40	0
		CWPOs	03	15	0
		CWCs	11	10	0
		AWWs	30	45	0
		Gram Pradhans	0	0	0
		Religious Priests Who May Be Responsible For Performing Marriages	0	0	0
		Service Providers During Marriage Functions Such As Printing Press, Tent Providers, Managers Of Marriage Halls, Caterer, Music Bands And Decorators Etc.	0	0	0
8.	South East Delhi	CDPOs	0	0	0
		CWPOs	0	0	0
		CWCs	0	0	0
		AWWs	0	0	0
		Gram Pradhans	0	0	0
		Religious Priests	0	0	0

		Who May Be Responsible For Performing Marriages			
		Service Providers During Marriage Functions Such As Printing Press, Tent Providers, Managers Of Marriage Halls, Caterer, Music Bands And Decorators Etc.	0	0	0
9.	South West Delhi	CDPOs	02	05	02
		CWPOs	0	0	0
		CWCs	02	10	0
		AWWs	30	10	0
		Gram Pradhans	0	0	0
		Religious Priests Who May Be Responsible For Performing Marriages	0	0	0
		Service Providers During Marriage Functions Such As Printing Press, Tent Providers, Managers Of Marriage Halls, Caterer, Music Bands And Decorators Etc.	0	0	0
10.	West Delhi	CDPOs	20	1100	15
		CWPOs	25	750	20
		CWCs	20	100	10
		AWWs	40	400	25
		Gram Pradhans	10	150	07
		Religious Priests	05	100	04

	Who May Be Responsible For Performing Marriages			
	Service Providers During Marriage Functions Such As Printing Press, Tent Providers, Managers Of Marriage Halls, Caterer, Music Bands And Decorators Etc.	15	30	02
Total		339	3477	178

Activity 3: Identification of vulnerable children

Among the 10 districts, 145 blocks and villages were covered, where 1141 schools were mapped out to identify children absent from school for 30 consecutive days without intimation to the Principal or Headmaster, and it was found that 1684 numbers of children were mapped. Further 1030 schools were mapped to identify number of children dropped out from school, where 8154 number of children were mapped.

S. No.	District	Identification of Vulnerable Children	Number of Children Identified	Total No of Schools Mapped	Number of village/Block etc. Covered
1.	Central Delhi	Number of children absent from school consecutively for 30 days without intimation to the Principal or Headmaster of the school. Rule 2B (2) of CLPRA Rules 2017)	51	0	03
		Children Who Are Drop Out, Out Of School And Not Attending School Regularly	0	0	03

2.	East Delhi	Number of children absent from school consecutively for 30 days without intimation to the Principal or Headmaster of the school. Rule 2B (2) of CLPRA Rules 2017)	187	121	03
		Children Who Are Drop Out, Out Of School And Not Attending School Regularly	187	121	03
3.	New Delhi	Number of children absent from school consecutively for 30 days without intimation to the Principal or Headmaster of the school. Rule 2B (2) of CLPRA Rules 2017)	54	52	03
		Children Who Are Drop Out, Out Of School And Not Attending School Regularly	0	52	03
4.	North Delhi	Number of children absent from school consecutively for 30 days without intimation to the Principal or Headmaster of the school. Rule 2B (2) of CLPRA Rules 2017)	0	200	0
		Children Who Are Drop Out, Out Of School And Not Attending School Regularly	646	28	0
5.	North East Delhi	Number of children absent from school consecutively for 30	595	48	03

		days without intimation to the Principal or Headmaster of the school. Rule 2B (2) of CLPRA Rules 2017)			
		Children Who Are Drop Out, Out Of School And Not Attending School Regularly	595	48	03
6.	North West Delhi	Number of children absent from school consecutively for 30 days without intimation to the Principal or Headmaster of the school. Rule 2B (2) of CLPRA Rules 2017)	0	42	28
		Children Who Are Drop Out, Out Of School And Not Attending School Regularly	2320	42	28
7.	South Delhi	Number of children absent from school consecutively for 30 days without intimation to the Principal or Headmaster of the school. Rule 2B (2) of CLPRA Rules 2017)	0	0	0
		Children Who Are Drop Out, Out Of School And Not Attending School Regularly	0	0	0
8.	South East Delhi	Number of children absent from school consecutively for 30 days without intimation to the Principal or Headmaster of the	30	09	02

		school. Rule 2B (2) of CLPRA Rules 2017)			
		Children Who Are Drop Out, Out Of School And Not Attending School Regularly	24	04	01
9.	South West Delhi	Number of children absent from school consecutively for 30 days without intimation to the Principal or Headmaster of the school. Rule 2B (2) of CLPRA Rules 2017)	213	137	07
		Children Who Are Drop Out, Out Of School And Not Attending School Regularly	4061	203	07
10.	West Delhi	Number of children absent from school consecutively for 30 days without intimation to the Principal or Headmaster of the school. Rule 2B (2) of CLPRA Rules 2017)	554	532	24
		Children Who Are Drop Out, Out Of School And Not Attending School Regularly	321	532	24
Total			9838	2171	145

JAMMU AND KASHMIR

There are 20 districts in the Union Territory of Jammu and Kashmir, but the Commission received data from only 18 districts. As per the instruction/direction of the Commission, a total of 03 activities were to be conducted in each district.

Activity 1: Awareness Programmes

The data received by the Commission reveals that 2192 villages were covered in the 18 districts. A total of 138648 people participated in the programmes wherein 1271 programmes were conducted at Village Panchayat Level, 161 at Block Level, 181 at Urban/ward level and 215 at Zila Tehsil Level.

S. No.	District	Coverage	Number of Awareness Programmes Conducted	Total Participants	Number of village/block covered
1.	Anantnag	Village Panchayat Level	10	735	10
		Block Level	16	880	8
		Urban/Ward Level	09	410	9
		Zila Tehsil	03	295	4
2.	Bandipore	Village Panchayat Level	320	50311	80
		Block Level	09	1020	36
		Urban/Ward Level	23	1249	38
		Zila Tehsil	03	500	50
3.	Doda	Village Panchayat Level	40	1700	40
		Block Level	05	550	5
		Urban/Ward Level	03	120	3
		Zila Tehsil	00	00	0
4.	Ganderbal	Village Panchayat Level	50	3500	50
		Block Level	15	1500	5
		Urban/Ward Level	03	250	2
		Zila Tehsil	18	1520	18
5.	Jammu	Village Panchayat Level	30	4575	305
		Block Level	4	480	4
		Urban/Ward Level	10	300	30
		Zila Tehsil	03	740	10

6.	Kathua	Village Panchayat Level	12	1000	12
		Block Level	4	300	4
		Urban/Ward Level	04	200	4
		Zila Tehsil	1	150	1
7.	Kishtwar	Village Panchayat Level	17	800	17
		Block Level	03	800	3
		Urban/Ward Level	08	430	8
		Zila Tehsil	00	00	0
8.	Kulgam	Village Panchayat Level	50	2060	50
		Block Level	20	730	20
		Urban/Ward Level	20	745	20
		Zila Tehsil	15	975	5
9.	Kupwara	Village Panchayat Level	40	3863	267
		Block Level	18	2000	24
		Urban/Ward Level	15	1438	19
		Zila Tehsil	05	750	2
10.	Poonch	Village Panchayat Level	20	1340	20
		Block Level	10	700	10
		Urban/Ward Level	11	900	11
		Zila Tehsil	12	750	4
11.	Pulwama	Village Panchayat Level	33	135	33
		Block Level	14	68	14
		Urban/Ward Level	5	250	5
		Zila Tehsil	3	320	3
12.	Rajouri	Village Panchayat Level	12	480	12
		Block Level	06	900	7
		Urban/Ward Level	36	720	17
		Zila Tehsil	03	2400	0

13.	Ramban	Village Panchayat Level	14	575	28
		Block Level	03	345	3
		Urban/Ward Level	03	310	3
		Zila Tehsil	06	480	6
14.	Reasi	Village Panchayat Level	120	5000	120
		Block Level	09	2200	9
		Urban/Ward Level	13	3500	13
		Zila Tehsil	142	15000	130
15.	Samba	Village Panchayat Level	202	2300	101
		Block Level	07	1200	86
		Urban/Ward Level	04	450	28
		Zila Tehsil	02	260	12
16.	Shopian	Village Panchayat Level	30	400	45
		Block Level	09	250	9
		Urban/Ward Level	05	80	5
		Zila Tehsil	1	100	1
17.	Srinagar	Village Panchayat Level	21	630	21
		Block Level	4	390	4
		Urban/Ward Level	30	850	30
		Zila Tehsil	1	40	1
18.	Udhampur	Village Panchayat Level	250	5984	236
		Block Level	17	1000	17
		Urban/Ward Level	1	569	23
		Zila Tehsil	07	896	7
Total			1872	138648	2237

Activity 2: Meeting of Officials/ Functionaries

The number of meetings held by the officials and functionaries were 1967. The total numbers of participants in these meetings were 57402

among 3386 blocks/villages.

S. No.	District	Meetings with Officials/Functionaries	Number of Meetings Held	Total Officials Participated	Number of village/Block etc. Covered
1.	Anantnag	CDPOs	2	16	8
		CWPOs	3	25	5
		CWCs	5	15	6
		AWWs	4	2207	12
		Gram Pradhans	1	60	3
		Religious Priests Who May Be Responsible For Performing Marriages	1	20	1
		Service Providers During Marriage Functions Such As Printing Press, Tent Providers, Managers Of Marriage Halls, Caterer, Music Bands And Decorators Etc.	2	22	1
2.	Bandipore	CDPOs	7	92	25
		CWPOs	3	45	15
		CWCs	7	120	20
		AWWs	20	167	36
		Gram Pradhans	0	0	0
		Religious Priests Who May Be Responsible For Performing Marriages	0	0	0
		Service Providers During Marriage Functions Such As	0	0	0

		Printing Press, Tent Providers, Managers Of Marriage Halls, Caterer, Music Bands And Decorators Etc.			
3.	Doda	CDPOs	6	30	24
		CWPOs	3	12	3
		CWCs	2	15	2
		AWWs	70	280	70
		Gram Pradhans	40	80	40
		Religious Priests Who May Be Responsible For Performing Marriages	4	10	4
		Service Providers During Marriage Functions Such As Printing Press, Tent Providers, Managers Of Marriage Halls, Caterer, Music Bands And Decorators Etc.	2	10	2
4.	Ganderba 1	CDPOs	15	25	5
		CWPOs	15	29	14
		CWCs	13	38	15
		AWWs	59	150	51
		Gram Pradhans	17	28	17
		Religious Priests Who May Be Responsible For Performing Marriages	0	0	0
		Service Providers During Marriage Functions Such As	2	5	2

		Printing Press, Tent Providers, Managers Of Marriage Halls, Caterer, Music Bands And Decorators Etc.			
5.	Jammu	CDPOs	0	0	0
		CWPOs	0	0	0
		CWCs	0	0	0
		AWWs	0	0	0
		Gram Pradhans	0	0	0
		Religious Priests Who May Be Responsible For Performing Marriages	0	0	0
		Service Providers During Marriage Functions Such As Printing Press, Tent Providers, Managers Of Marriage Halls, Caterer, Music Bands And Decorators Etc.	0	0	0
6.	Kathua	CDPOs	7	10	7
		CWPOs	4	15	4
		CWCs	8	40	1
		AWWs	5	250	5
		Gram Pradhans	0	0	0
		Religious Priests Who May Be Responsible For Performing Marriages	2	10	10
		Service Providers During Marriage Functions Such As	0	0	0

		Printing Press, Tent Providers, Managers Of Marriage Halls, Caterer, Music Bands And Decorators Etc.			
7.	Kishtwar	CDPOs	2	22	13
		CWPOs	4	12	3
		CWCs	1	3	1
		AWWs	2	50	6
		Gram Pradhans	1	22	9
		Religious Priests Who May Be Responsible For Performing Marriages	2	6	1
		Service Providers During Marriage Functions Such As Printing Press, Tent Providers, Managers Of Marriage Halls, Caterer, Music Bands And Decorators Etc.	0	0	0
8.	Kulgam	CDPOs	0	0	0
		CWPOs	0	0	0
		CWCs	0	0	0
		AWWs	22	540	22
		Gram Pradhans	14	43	14
		Religious Priests Who May Be Responsible For Performing Marriages	5	130	5
		Service Providers During Marriage Functions Such As	0	0	0

		Printing Press, Tent Providers, Managers Of Marriage Halls, Caterer, Music Bands And Decorators Etc.			
9.	Kupwara	CDPOs	5	60	24
		CWPOs	2	48	24
		CWCs	2	14	24
		AWWs	0	0	0
		Gram Pradhans	343	6860	343
		Religious Priests Who May Be Responsible For Performing Marriages	2	14	2
		Service Providers During Marriage Functions Such As Printing Press, Tent Providers, Managers Of Marriage Halls, Caterer, Music Bands And Decorators Etc.	0	0	0
10.	Poonch	CDPOs	5	50	5
		CWPOs	4	35	4
		CWCs	10	150	1
		AWWs	25	75	8
		Gram Pradhans	25	75	8
		Religious Priests Who May Be Responsible For Performing Marriages	15	345	10
		Service Providers During Marriage Functions Such As	5	25	4

		Printing Press, Tent Providers, Managers Of Marriage Halls, Caterer, Music Bands And Decorators Etc.			
11.	Pulwama	CDPOs	4	16	4
		CWPOs	8	16	8
		CWCs	2	10	2
		AWWs	4	1230	4
		Gram Pradhans	2	190	2
		Religious Priests Who May Be Responsible For Performing Marriages	1	35	1
		Service Providers During Marriage Functions Such As Printing Press, Tent Providers, Managers Of Marriage Halls, Caterer, Music Bands And Decorators Etc.	3	60	3
12.	Rajouri	CDPOs	4	30	19
		CWPOs	3	30	19
		CWCs	12	60	19
		AWWs	6	300	19
		Gram Pradhans	4	100	20
		Religious Priests Who May Be Responsible For Performing Marriages	2	10	19
		Service Providers During Marriage Functions Such As	4	4	19

		Printing Press, Tent Providers, Managers Of Marriage Halls, Caterer, Music Bands And Decorators Etc.			
13.	Ramban	CDPOs	10	40	143
		CWPOs	12	24	146
		CWCs	10	40	143
		AWWs	12	310	140
		Gram Pradhans	5	27	98
		Religious Priests Who May Be Responsible For Performing Marriages	5	45	10
		Service Providers During Marriage Functions Such As Printing Press, Tent Providers, Managers Of Marriage Halls, Caterer, Music Bands And Decorators Etc.	0	0	0
14.	Reasi	CDPOs	50	3200	153
		CWPOs	130	7000	130
		CWCs	60	2600	110
		AWWs	300	9000	120
		Gram Pradhans	153	12000	153
		Religious Priests Who May Be Responsible For Performing Marriages	20	1500	80
		Service Providers During Marriage Functions Such As	0	0	0

		Printing Press, Tent Providers, Managers Of Marriage Halls, Caterer, Music Bands And Decorators Etc.			
15.	Samba	CDPOs	26	700	101
		CWPOs	6	301	101
		CWCs	15	800	101
		AWWs	12	1600	21
		Gram Pradhans	101	1400	101
		Religious Priests Who May Be Responsible For Performing Marriages	0	0	0
		Service Providers During Marriage Functions Such As Printing Press, Tent Providers, Managers Of Marriage Halls, Caterer, Music Bands And Decorators Etc.	6	15	54
16.	Shopian	CDPOs	1	50	2
		CWPOs	1	20	1
		CWCs	1	20	1
		AWWs	2	50	2
		Gram Pradhans	30	400	30
		Religious Priests Who May Be Responsible For Performing Marriages	1	50	2
		Service Providers During Marriage Functions Such As	1	20	2

		Printing Press, Tent Providers, Managers Of Marriage Halls, Caterer, Music Bands And Decorators Etc.			
17.	Srinagar	CDPOs	4	255	4
		CWPOs	5	30	4
		CWCs	5	35	21
		AWWs	57	690	56
		Gram Pradhans	0	0	0
		Religious Priests Who May Be Responsible For Performing Marriages	0	0	0
		Service Providers During Marriage Functions Such As Printing Press, Tent Providers, Managers Of Marriage Halls, Caterer, Music Bands And Decorators Etc.	0	0	0
18.	Udhampur	CDPOs	1	10	11
		CWPOs	0	0	0
		CWCs	1	5	1
		AWWs	15	439	17
		Gram Pradhans	17	230	230
		Religious Priests Who May Be Responsible For Performing Marriages	0	0	0
		Service Providers During Marriage Functions Such As	0	0	0

		Printing Press, Tent Providers, Managers Of Marriage Halls, Caterer, Music Bands And Decorators Etc.			
Total			1959	57402	3386

Activity 3: Identification of vulnerable children

Among the 18 districts, 2277 blocks and villages were covered, where 5819 schools were mapped out to identify children absent from school for 30 consecutive days without intimation to the Principal or Headmaster, and it was found that 29 children were mapped. Further, 8177 schools were mapped to identify number of children dropped out from school, wherein 8104 number of children were mapped out.

S. No.	District	Identification of Vulnerable Children	Number of Children Identified	Total No of Schools Mapped	Number of village/Block etc. Covered
1	Anantnag	Number of children absent from school consecutively for 30 days without intimation to the Principal or Headmaster of the school. Rule 2B (2) of CLPRA Rules 2017)	0	0	12
		Children Who Are Drop Out, Out Of School And Not Attending School Regularly	10	1128	12
2	Bandipore	Number of children absent from school consecutively for 30 days without intimation to the Principal or	0	0	0

		Headmaster of the school. Rule 2B (2) of CLPRA Rules 2017)			
		Children Who Are Drop Out, Out Of School And Not Attending School Regularly	0	0	0
3	Doda	Number of children absent from school consecutively for 30 days without intimation to the Principal or Headmaster of the school. Rule 2B (2) of CLPRA Rules 2017)	0	1133	390
		Children Who Are Drop Out, Out Of School And Not Attending School Regularly	849	1133	390
4	Ganderbal	Number of children absent from school consecutively for 30 days without intimation to the Principal or Headmaster of the school. Rule 2B (2) of CLPRA Rules 2017)	0	0	0
		Children Who Are Drop Out, Out Of School And Not Attending School Regularly	0	0	0
5.	Jammu	Number of children absent from school consecutively for 30	29	07	4

		days without intimation to the Principal or Headmaster of the school. Rule 2B (2) of CLPRA Rules 2017)			
		Children Who Are Drop Out, Out Of School And Not Attending School Regularly	29	07	4
6.	Kathua	Number of children absent from school consecutively for 30 days without intimation to the Principal or Headmaster of the school. Rule 2B (2) of CLPRA Rules 2017)	0	1216	19
		Children Who Are Drop Out, Out Of School And Not Attending School Regularly	1795	1216	19
7.	Kishtwar	Number of children absent from school consecutively for 30 days without intimation to the Principal or Headmaster of the school. Rule 2B (2) of CLPRA Rules 2017)	0	741	156
		Children Who Are Drop Out, Out Of School And Not Attending School Regularly	84	741	156

8.	Kulgam	Number of children absent from school consecutively for 30 days without intimation to the Principal or Headmaster of the school. Rule 2B (2) of CLPRA Rules 2017)	0	0	0
		Children Who Are Drop Out, Out Of School And Not Attending School Regularly	0	0	0
9.	Kupwara	Number of children absent from school consecutively for 30 days without intimation to the Principal or Headmaster of the school. Rule 2B (2) of CLPRA Rules 2017)	0	0	24
		Children Who Are Drop Out, Out Of School And Not Attending School Regularly	748	260	24
10.	Poonch	Number of children absent from school consecutively for 30 days without intimation to the Principal or Headmaster of the school. Rule 2B (2) of CLPRA Rules 2017)	0	0	0
		Children Who Are Drop Out, Out Of School And Not	0	0	0

		Attending School Regularly			
11.	Pulwama	Number of children absent from school consecutively for 30 days without intimation to the Principal or Headmaster of the school. Rule 2B (2) of CLPRA Rules 2017)	0	0	0
		Children Who Are Drop Out, Out Of School And Not Attending School Regularly	370	92	8
12.	Rajouri	Number of children absent from school consecutively for 30 days without intimation to the Principal or Headmaster of the school. Rule 2B (2) of CLPRA Rules 2017)	0	0	0
		Children Who Are Drop Out, Out Of School And Not Attending School Regularly	2058	778	11
13.	Ramban	Number of children absent from school consecutively for 30 days without intimation to the Principal or Headmaster of the school. Rule 2B (2) of CLPRA Rules 2017)	0	854	143

		Children Who Are Drop Out, Out Of School And Not Attending School Regularly	686	854	143
14.	Reasi	Number of children absent from school consecutively for 30 days without intimation to the Principal or Headmaster of the school. Rule 2B (2) of CLPRA Rules 2017)	0	0	0
		Children Who Are Drop Out, Out Of School And Not Attending School Regularly	419	100	50
15.	Samba	Number of children absent from school consecutively for 30 days without intimation to the Principal or Headmaster of the school. Rule 2B (2) of CLPRA Rules 2017)	0	60	101
		Children Who Are Drop Out, Out Of School And Not Attending School Regularly	0	60	101
16.	Shopian	Number of children absent from school consecutively for 30 days without intimation to the Principal or Headmaster of the	0	381	4

		school. Rule 2B (2) of CLPRA Rules 2017)			
		Children Who Are Drop Out, Out Of School And Not Attending School Regularly	0	381	4
17.	Srinagar	Number of children absent from school consecutively for 30 days without intimation to the Principal or Headmaster of the school. Rule 2B (2) of CLPRA Rules 2017)	0	0	0
		Children Who Are Drop Out, Out Of School And Not Attending School Regularly	812	0	812
18.	Udhampur	Number of children absent from school consecutively for 30 days without intimation to the Principal or Headmaster of the school. Rule 2B (2) of CLPRA Rules 2017)	0	1427	17
		Children Who Are Drop Out, Out Of School And Not Attending School Regularly	244	1427	17
Total			8133	13996	1865

LADAKH

There are 02 districts in the Union Territory of Ladakh, but the

Commission has not received data from both the districts. As per the Commission's instruction/direction, 03 activities were to be conducted in each district, but no data has been provided to the Commission.

LAKSHWADEEP

There is only 01 district in the Union Territory of Lakshwadeep, the Commission received data from 01 district. As per the Commission's instruction/direction, a total of 03 activities were to be conducted in each district.

Activity 1: Awareness Programmes

The data received by the Commission reveals that 16 awareness programmes were conducted in the 01 districts. A total of 324 people participated in the programmes wherein 06 programmes were conducted at Village Panchayat Level, 02 at Block Level, 0 at Urban/Ward level and 08 at Zila Tehsil Level.

S. No.	District	Coverage	Number of Awareness Programme Conducted	Total Participants	Number of village/block covered
1.	Lakshadweep	Village Panchayat Level	6	140	6
		Block Level	2	22	2
		Urban/Ward Level	0	0	0
		Zila Tehsil	8	162	8
Total			16	324	16

Activity 2: Meeting of Officials/ Functionaries

The number of meetings held by the officials and functionaries were 48. The total numbers of participants in these meetings were 972 among 60 blocks/villages.

S. No.	District	Meetings with Officials/Funct	Number of	Total Officials	Number of village/Bloc
---------------	-----------------	--------------------------------------	------------------	------------------------	-------------------------------

		ionaries	Meetings Held	Participate d	k etc. Covered
1. Lakshadweep		CDPOs	8	162	10
		CWPOs	8	162	10
		CWCs	8	162	10
		AWWs	8	162	10
		Gram Pradhans	0	0	0
		Religious Priests Who May Be Responsible For Performing Marriages	8	162	10
		Service Providers During Marriage Functions Such As Printing Press, Tent Providers, Managers Of Marriage Halls, Caterer, Music Bands And Decorators Etc.	8	162	10
Total			48	972	60

Activity 3: Identification of vulnerable children

Among the 01 district, 20 blocks and villages were covered, where 48 schools were mapped out to identify children absent from school for 30 consecutive days without intimation to the Principal or Headmaster, and it was found that 0 children were mapped. Further, 48 schools were mapped to identify number of children dropped out from school, where 0 children were mapped out.

S. No.	District	Identification of Vulnerable Children	Number of Children	Total No of Schools	Number of village/Block etc.
---------------	-----------------	--	---------------------------	----------------------------	-------------------------------------

			Identified	Mapped	Covered
1.	Lakshadweep	Number of children absent from school consecutively for 30 days without intimation to the Principal or Headmaster of the school. Rule 2B (2) of CLPRA Rules 2017)	0	48	10
		Children Who Are Drop Out, Out Of School And Not Attending School Regularly	0	48	10
Total			0	96	20

PUDUCHERRY

There are 04 districts in the Union Territory of Puducherry, but the Commission received data only from 01 district. As per the the Commission's instruction/direction, a total of 03 activities were to be conducted in each district.

Activity 1: Awareness Programmes

The data received by the Commission reveals that 12 villages were covered in 01 district. A total of 210 people participated in the programmes wherein 01 programme was conducted at Village Panchayat level, 01 at Block level, 01 at Urban/ward level and 02 at Zila Tehsil Level.

S. No.	District	Coverage	Number of Awareness Programme Conducted	Total Participants	Number of village/block covered
1	Karaikal	Village Panchayat	1	50	3

		Level			
		Block Level	1	40	2
		Urban/Ward Level	1	60	3
		Zila Tehsil	2	60	4
Total			5	210	12

Activity 2: Meeting of Officials/ Functionaries

The number of meetings held by the officials and functionaries were 6. The total numbers of participants in these meetings were 189 among 26 blocks/villages.

S. No.	District	Meetings with Officials/Functionaries	Number of Meetings Held	Total Officials Participated	Number of village/Block etc. Covered
1	Karaikal	CDPOs	1	7	2
		CWPOs	0	0	0
		CWCs	1	4	3
		AWWs	2	156	10
		Gram Pradhans	0	0	0
		Religious Priests Who May Be Responsible For Performing Marriages	1	12	8
		Service Providers During Marriage Functions Such As Printing Press, Tent Providers, Managers Of Marriage Halls, Caterer, Music Bands And Decorators Etc.	1	10	3
Total			6	189	26

Activity 3: Identification of vulnerable children

Among 01 district, 12 blocks and villages were covered, 19 schools were mapped out to identify children absent from school for 30 consecutive days without intimation to the Principal or Headmaster, and it was found that 29 children were mapped. Further, 19 schools were mapped to identify the number of children who dropped out of school, wherein 28 children were mapped out.

S. No.	District	Identification of Vulnerable Children	Number of Children Identified	Total No of Schools Mapped	Number of village/Block etc. Covered
1.	Karaikal	Number of children absent from school consecutively for 30 days without intimation to the Principal or Headmaster of the school. Rule 2B (2) of CLPRA Rules 2017)	29	19	12
		Children Who Are Drop Out, Out Of School And Not Attending School Regularly	28	19	12
Total			29	19	12

CONCLUSION

The Commission held 30 virtual meetings with 784 districts across 36 States/UTs between April 1 and April 23, 2024, to review the activities conducted by the authorities in each district for the prevention of child marriage. Data was received from only 596 districts across 28 states and 8 union territories; however, no data was received from Goa and Ladakh.

Activity 1: The data received by the Commission indicated participation from people across most districts. Upon review, it was revealed that various sensitization programs were held at the village, block, urban, and zila tehsil levels to spread awareness and curb child marriage.

Activity 2: The data reveals that in most districts, no meetings were held with Gram Pradhans, religious priests responsible for performing marriages, and service providers during marriage functions, such as printing presses, tent providers, managers of marriage halls, caterers, music bands, and decorators.

Activity 3: The data reveals that to map number of children absent from school consecutively for 30 days and identifying children who are dropouts, out of school, or not attending school, was not conducted by many districts.

NCPCR

IMPACT STUDY

During the course of its functions, the Commission frequently encounters cases of child marriage. The Commission is dedicated not only to reducing incidents of child marriage nationwide, but also to promoting public awareness aimed at preventing such unions. It is notable that a significant number of child marriages occur on Akshay Tritiya in India. Consequently, the Commission organizes virtual district-level meetings to assess the year's efforts in raising awareness about the prohibition of child marriage.

To evaluate the effectiveness of initiatives undertaken at the district, village, block, urban/ward, and zila parishad levels, it is imperative to review historical data on child marriage cases in India. The following data presents the number of reported child marriage cases in recent years:

According to the "**Crime in India 2022**" report by the National Crime Records Bureau (NCRB), the states with the highest reported incidents of child marriage were Karnataka (216), Assam (163), Tamil Nadu (155), West Bengal (121), and Maharashtra (99), totaling 1002 cases in 2022.

In 2021, the "**Crime in India 2021**" report by the NCRB identified Karnataka (273), Tamil Nadu (169), Assam (155), West Bengal (105), Maharashtra (82), Odisha (64), and Telangana (57) as the states with the highest incidents, totaling 1050 cases.

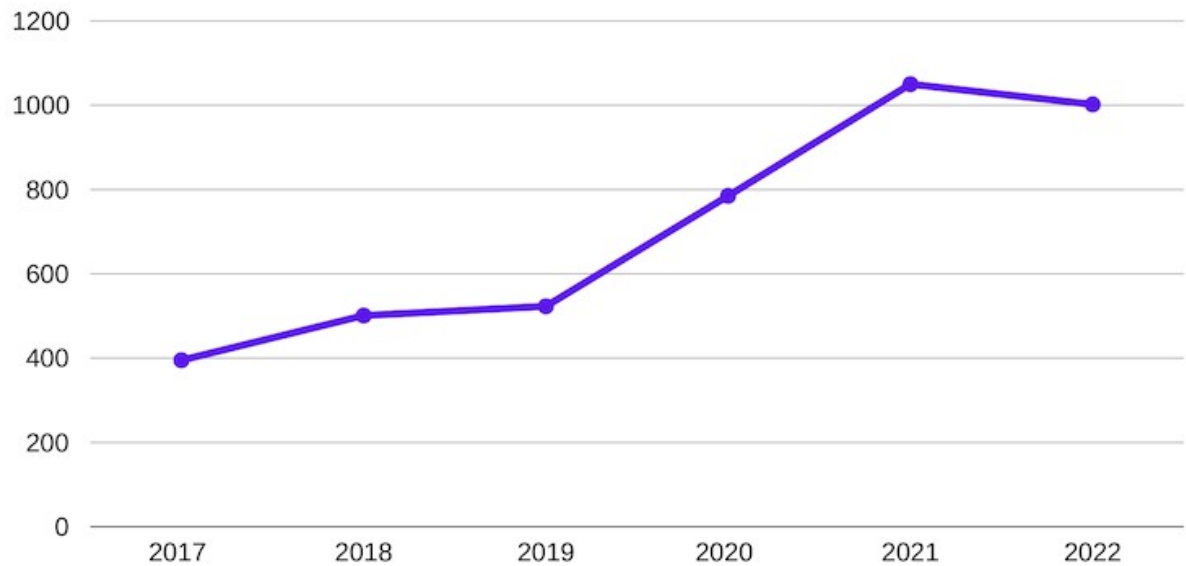
The "**Crime in India 2020**" report by the NCRB noted Assam (138), Karnataka (184), Maharashtra (50), Odisha (24), Tamil Nadu (77), Telangana (60), and West Bengal (98) as the leading states, with a total of 785 reported cases.

In 2019, according to the "**Crime in India 2019**" report by the NCRB, Assam (115), Karnataka (111), West Bengal (68), Tamil Nadu (46), Telangana (35), Odisha (22), and Maharashtra (20) reported a total of 523 cases.

The "**Crime in India 2018**" report by the NCRB recorded Assam (88), Karnataka (73), West Bengal (70), Tamil Nadu (67), Telangana (24), Odisha (22), and Maharashtra (13) with a total of 501 reported cases.

According to the "**Crime in India 2017**" report by the NCRB, Assam (58), Karnataka (65), Maharashtra (20), Odisha (17), Tamil Nadu (55), Telangana (25), and West Bengal (49) reported a total of 395 cases.

Graphical Representation of reported child marriage cases from 2017 to 2022:



Tabular representation of reported child marriage cases from 2017 to 2022:

Year	No. of Cases
2017	395
2018	501
2019	523
2020	785
2021	1050

2022	1002
------	------

Based on the data published by the National Crime Records Bureau, the increasing number of reported child marriage cases each year signifies a growing awareness of the detrimental effects of child marriage. While this trend is concerning, it also suggests a hopeful prospect for reducing child marriages in the future.

Moreover, the data for 2022 indicates a total of 1002 reported child marriages in India, suggesting a potential decline in such cases. If this trend persists, it could profoundly benefit the lives of numerous children, promising a brighter future ahead.

