



State Report : Manipur

(Key Findings at a Glance)

Submitted to :

National Commission for
Protection of Child Rights,
5th Floor, Chanderlok Building,
36, Janpath,
New Delhi 110001

Submitted by :

AMS

Research | Consulting | Training

15, Laxmanpuri, Faizabad Road, Lucknow-226016

Phone : 0522-2350825; 2352492; Fax No. : 0522 - 2350466

Email - ams@amsindia.org; Web. : www.amsindia.org

State Report : Manipur

(Key Findings at a Glance)

Submitted to :

National Commission for
Protection of Child Rights,
5th Floor, Chanderlok Building,
36, Janpath,
New Delhi 110001

Submitted by :

AMS

Research | Consulting | Training

15, Laxmanpuri, Faizabad Road, Lucknow-226016

Phone : 0522-2350825; 2352492; Fax No. : 0522 - 2350466

Email - ams@amsindia.org; Web. : www.amsindia.org

Contents: List of Tables

Table -1 : Type of CCIs	1
Table -2 : Distribution of CCIs by the Gender of Children	1
Table -3 : Type of Management of CCI	2
Table -4 : Registration of CCIs under SR/ Trust/ Companies Act	3
Table -5 : Registration of CCIs under JJ Act.....	3
Table -6 : Constitution of Management Committee (MC)	4
Table -7 : MC Meetings Conducted as per JJ Act	4
Table -8 : Proportion of CCIs having Adequate Staffing as per JJ Act.....	5
Table -9 : Training Organized for the Staff on Key Topics	6
Table -10 : Physical Infrastructure as per JJ Act.....	6
Table -11 : Display of Essential Details.....	7
Table -12 : Availability of Clear Guidelines regarding Access of Staff/ Visitors in Identified Areas	8
Table -13 : Privacy in Toilets and Bathing Areas	9
Table -14 : Availability of Basic Emergency Medical Care Equipment	9
Table -15 : Availability of Child Friendly Exclusive Bathrooms/ Bathing Areas as per Norms .	10
Table -16 : Availability of Child Friendly Exclusive Toilets as per Norms.....	10
Table -17 : Availability of Safe & Purified Drinking Water Storage	11
Table -18 : Availability and Accessibility of Enough/ Safe Toys for Children	11
Table -19 : Availability and Provision of Individual Beds to Children	11
Table -20 : Segregation of Children according to Age-Group for Stay & Activities.....	12
Table -21 : Availability of Written Child Protection Policy.....	13
Table -22 : Adherence to the Child Protection Policy by Staff & Management.....	13
Table -23 : Availability of Grievance Redressal Mechanisms.....	14
Table -24 : Adequate Measures to Prevent Any Form of Physical/ Emotional Abuse of Children that Results in Mental or Physical Pain/ Discomfort/ Trauma	15
Table -25 : Following of a Daily Routine of Activities	15

Table -26: Daily routine Prepared in Consultation with the Children's Committee and/ or with Children's Participation	16
Table -27 : Meals Planned in Consultation with Children	16
Table -28 : Meals Provided in accordance with Prescribed Norms/ Diet Scale	17
Table -29 : Provision of Individual, Clean, Seasonal & Age Appropriate Clothes, Articles & Toiletries as per Norms	17
Table -30 : Provision of Individual, Clean, Seasonally Appropriate Mats & Sleeping Materials as per Norms	18
Table -31: Health Check-up of Every Child at the Time of Admission	18
Table -32 : Educational Assessment of Every Child and Addressing their Need based on the Same	19
Table -33 : Provision of Age appropriate Formal Education to All Children	19
Table -34 : Availability of Counselor's Report/ Case History of Each Child	20
Table -35: Availability of Initial Reports of Interaction with the Child	20
Table -36 : Maintenance of Prescribed Registers	21
Table -37: Availability of Detailed Information about the Sources of Funding.....	22
Table -38: Various Sources of Funding Reported by the CCIs	22
Table -38a: Number of Sources of Funding Reported by the CCIs.....	23
Table -38b : FCRA Funding vis-à-vis FCRA Registration in CCIs	23
Table -39 : Inspection of the CCIs by the Inspection Committee.....	24
Table -40 : Provision of Feedback by the Inspection Committee	25
Table -41 : Nature of Feedback Provided by the Inspection Committee	25
Table -42: Inspection of the CCIs by the Child Welfare Committee/ JJ Board.....	25
Table -43 : Provision of Feedback by the Child Welfare Committee/ JJ Board.....	26
Table -44 : Nature of Feedback Provided by the Child Welfare Committee/ JJ Board	27
Table -45 : Established Linkages of CCIs for Restoration & Rehabilitation of Children.....	27

Contents: List of Charts

Chart -1 : Type of CCIs	1
Chart -2 : Distribution of CCIs by the Gender of Children	2
Chart -3 : Type of Management of CCI	2
Chart -4 : Registration of CCIs under SR/ Trust/ Companies Act	3
Chart -5 : Registration of CCIs under JJ Act.....	3
Chart -6 : Constitution of Management Committee (MC)	4
Chart -7 : MC Meetings Conducted as per JJ Act	4
Chart -8 : Proportion of CCIs having Adequate Staffing as per JJ Act.....	5
Chart -9 : Training Organized for the Staff on Key Topics	6
Chart -10 : Physical Infrastructure as per JJ Act.....	7
Chart -11 : Display of Essential Details.....	8
Chart -12 : Availability of Clear Guidelines regarding Access of Staff/ Visitors in Identified Areas	8
Chart -13 : Privacy in Toilets and Bathing Areas	9
Chart -14 : Availability of Basic Emergency Medical Care Equipment	9
Chart -15 : Availability of Child Friendly Exclusive Bathrooms/ Bathing Areas as per Norms .	10
Chart -16 : Availability of Child Friendly Exclusive Toilets as per Norms.....	10
Chart -17 : Availability of Safe & Purified Drinking Water Storage	11
Chart -18 : Availability and Accessibility of Enough/ Safe Toys for Children	11
Chart -19 : Availability and Provision of Individual Beds to Children	12
Chart -20 : Segregation of Children according to Age-Group for Stay & Activities.....	12
Chart -21 : Availability of Written Child Protection Policy.....	13
Chart -22 : Adherence to the Child Protection Policy by Staff & Management.....	13
Chart -23 : Availability of Grievance Redressal Mechanisms.....	14
Chart -24 : Adequate Measures to Prevent Any Form of Physical/ Emotional Abuse of Children that Results in Mental or Physical Pain/ Discomfort/ Trauma	15
Chart -25 : Following of a Daily Routine of Activities	15

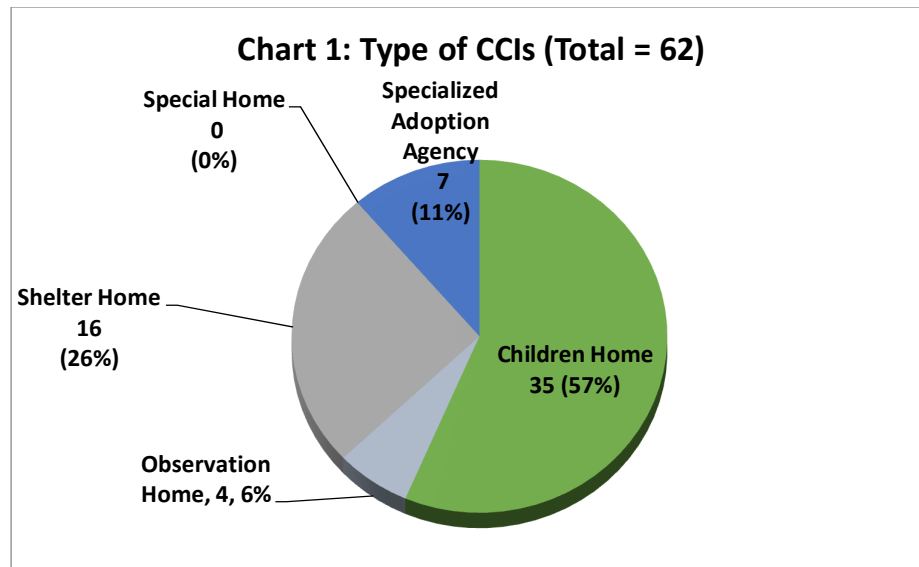
Chart -26: Daily routine Prepared in Consultation with the Children's Committee and/ or with Children's Participation	16
Chart -27 : Meals Planned in Consultation with Children	16
Chart -28 : Meals Provided in accordance with Prescribed Norms/ Diet Scale	17
Chart -29 : Provision of Individual, Clean, Seasonal & Age Appropriate Clothes, Articles & Toiletries as per Norms	17
Chart -30 : Provision of Individual, Clean, Seasonally Appropriate Mats & Sleeping Materials as per Norms	18
Chart -31: Health Check-up of Every Child at the Time of Admission	18
Chart -32 : Educational Assessment of Every Child and Addressing their Need based on the Same	19
Chart -33 : Provision of Age appropriate Formal Education to All Children	19
Chart -34 : Availability of Counselor's Report/ Case History of Each Child	20
Chart -35: Availability of Initial Reports of Interaction with the Child	20
Chart -36 : Maintenance of Prescribed Registers	21
Chart -37: Availability of Detailed Information about the Sources of Funding.....	22
Chart -38: Various Sources of Funding Reported by the CCIs	22
Chart -38a: Number of Sources of Funding Reported by the CCIs.....	23
Chart -38b : FCRA Funding vis-à-vis FCRA Registration in CCIs	24
Chart -39 : Inspection of the CCIs by the Inspection Committee.....	24
Chart -40 : Provision of Feedback by the Inspection Committee	25
Chart -41 : Nature of Feedback Provided by the Inspection Committee	25
Chart -42: Inspection of the CCIs by the Child Welfare Committee/ JJ Board.....	26
Chart -43 : Provision of Feedback by the Child Welfare Committee/ JJ Board.....	26
Chart -44 : Nature of Feedback Provided by the Child Welfare Committee/ JJ Board	27
Chart -45 : Established Linkages of CCIs for Restoration & Rehabilitation of Children.....	28

1. Type of CCIs (Total = 62)

There are five types of Juvenile Justice Institutions/ Child Care Institutions (CCI) that exist in India – Children’s Home/ Fit Facility, Shelter Home/ Open Shelter, Specialized Adoption Agency, Observation Home, and Special Home/ Place of Safety. The following table (Table 1) gives the CCI wise break-up for the state of Manipur.

CCI Type	Count	%
Children Home	35	56.5%
Observation Home	4	6.5%
Shelter Home	16	25.8%
Special Home	0	0.0%
Specialized Adoption Agency	7	11.3%

Based on observation and records of CCIs.



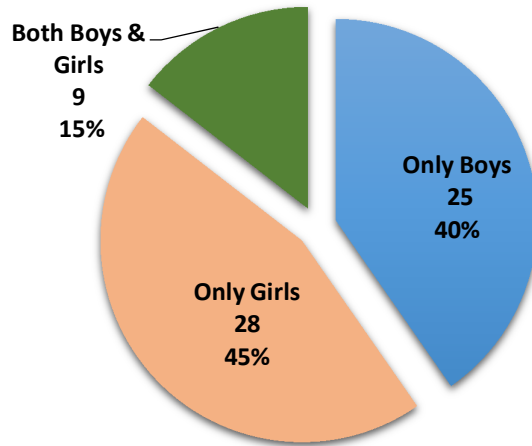
2. Distribution of CCIs by the Gender of Children

Manipur has a total of 62 CCIs for accommodating children; either girls or boys or both. The Table below (Table 2) gives details of the distribution of CCIs by the gender of the children.

Gender Type	Number	Percent
Only Boys	25	40.3
Only Girls	28	45.2
Both Boys & Girls	9	14.5
Total	62	100.0

Based on observation and records of CCIs.

Chart 2: Distribution of CCIs by the Gender of Children



3. Type of Management of CCI

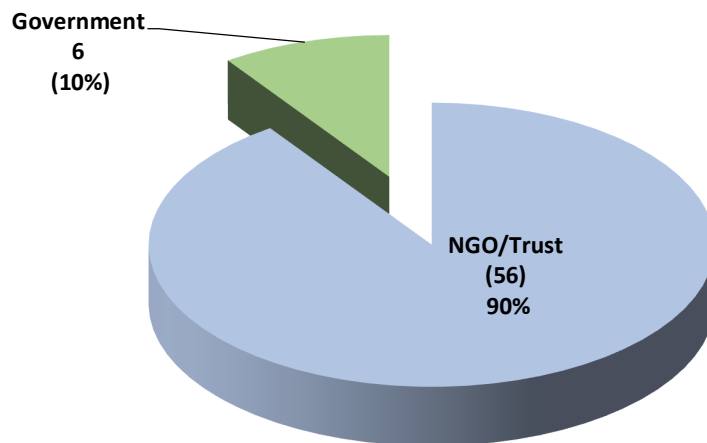
As per the provisions laid out under Section 50(1) of JJ Act 2015, CCIs could be established by every district or group of districts, either by itself or through voluntary or non-governmental organizations. The CCI wise break-up on basis of type of management is tabulated below (Table 3).

Table 3: Type of Management of CCI

Management Type	Number	Percent
NGO, Trust	56	90.3
Government	6	9.7
Total	62	100.0

Based on responses of the management of CCIs.

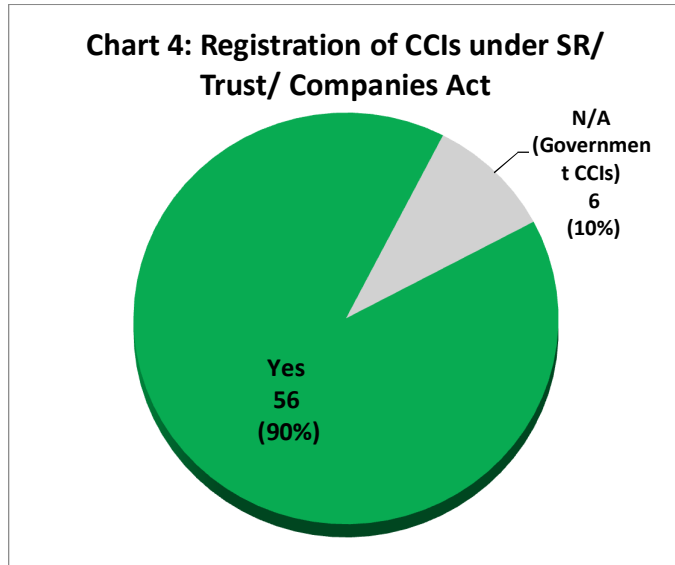
Chart 3: Type of Management of CCI



4. Registration of CCI under SR/ Trust/ Companies Act

Response	Number	Percent
Yes	56	90.3
N/A* (Government CCIs)	6	9.7
Total	62	100.0

*: Government CCIs need not be registered under SR/ Trust/ Companies Act.
Based on records and responses given by the management of CCIs.

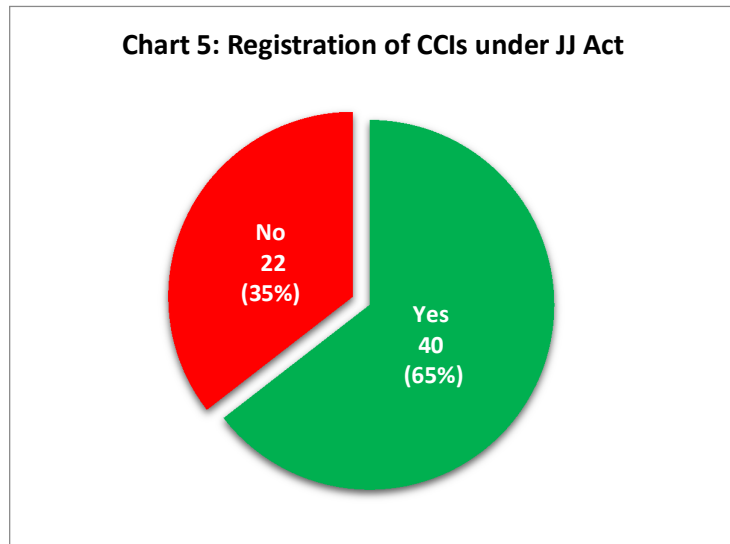


5. Registration of CCIs under JJ Act

According to Rule 21 (JJ Model Rules, 2016) and Section 41 (JJ Act, 2015), at the time of registration, the State Government shall determine and record capacity & purpose of the institution; and shall register the institution as a Children’s Home/ Open Shelter/ Specialized Adoption Agency/ Observation Home/ Special Home (Place of Safety), as the case may be.

Response	Number	Percent
Yes	40	64.5
No	22	35.5
Total	62	100.0

Based on records and responses given by the management of CCIs.



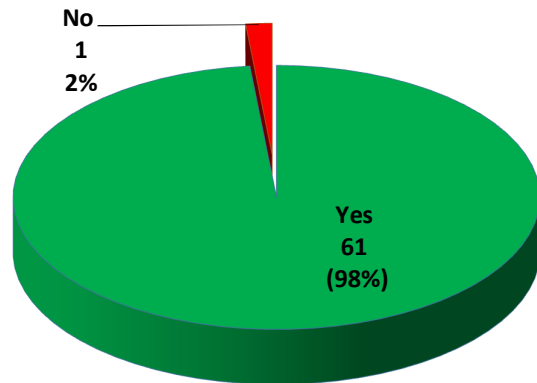
6. Constitution of Management Committee (MC):

According to the JJ Model Rules, 2016; Rule 39(1), every Child Care Institution shall have a Management Committee for the management of the institution and monitoring the progress of every child.

Response	Number	Percent
Yes	61	98.4
No	1	1.6
Total	62	100.0

Based on responses given by the management of CCIs.

Chart 6: Constitution of Management Committee (MC)



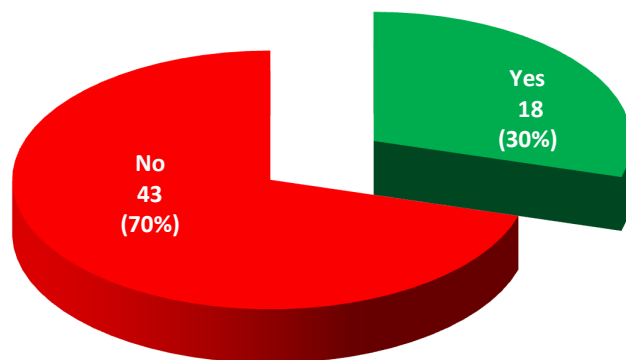
7. MC Meetings Conducted as per JJ Act

According to the JJ Model Rules, 2016; Rule 39(4), the Management Committee shall meet at least once every month to consider and review the functioning of Child Care Institution.

MC Meetings Conducted as per JJ Act	Number	Percent
Yes	18	29.5
No	43	70.5
Total	61	100.0

*: Total number of CCIs where MC was formed.
Based on responses given by the management of CCIs.

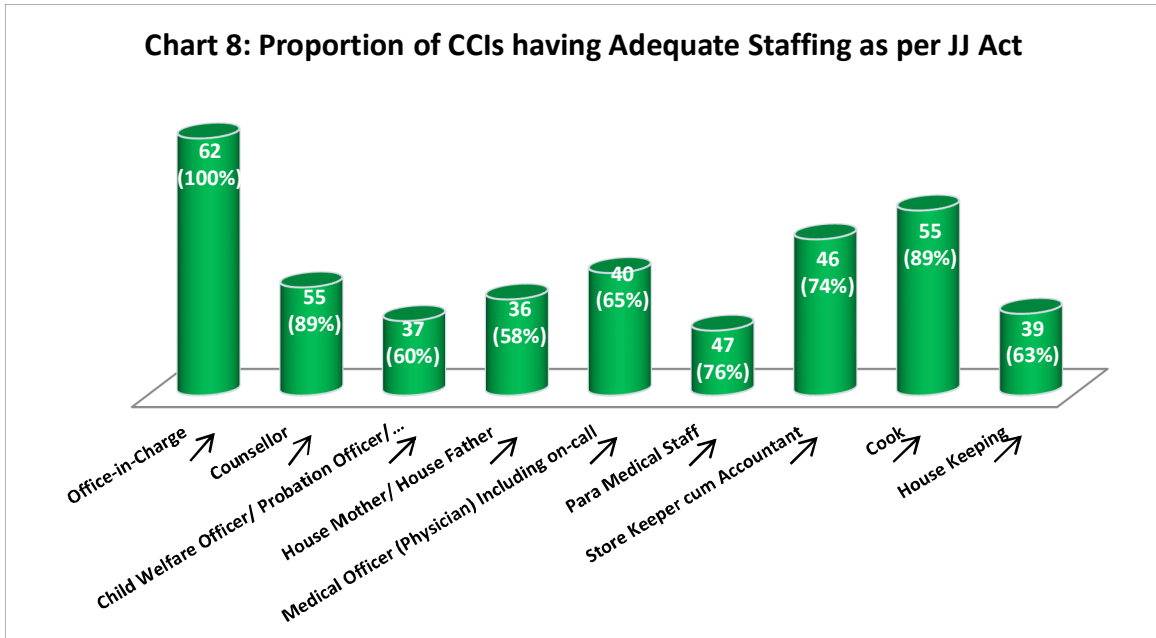
Chart 7: MC Meetings Conducted as per JJ Act



8. Proportion of CCIs having Adequate Staffing as per JJ Act

According to the JJ Model Rules, 2016, staffing pattern for a Child Care Institution has been specified in Rule 26(7). The number of posts in each category of staff shall be fixed on the basis of capacity of the institution and shall proportionately increase with the increase in the capacity of the institution [Rule 26(3)]. Abiding by these rules, the staffing pattern was thus adjusted for Child Care Institutions covered in this study.

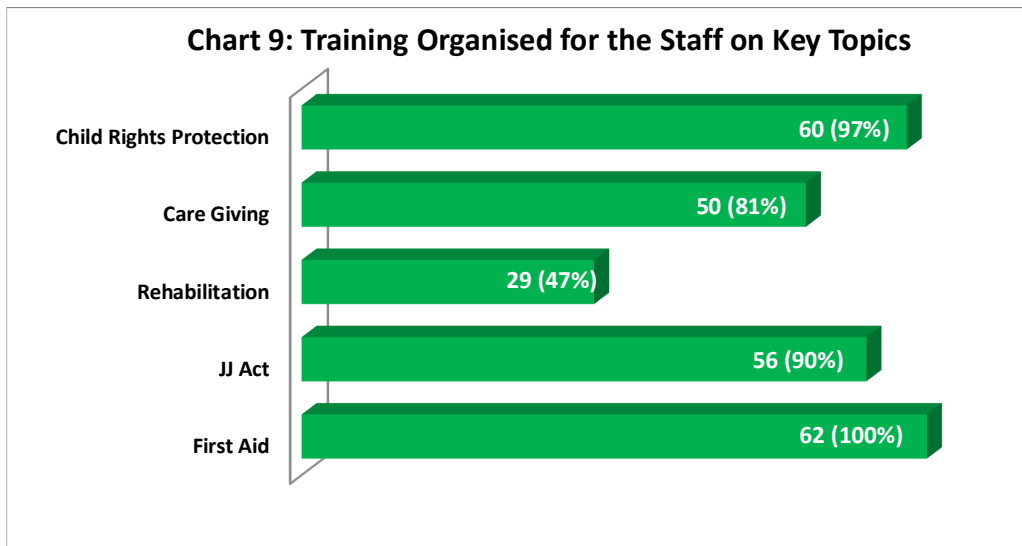
Table 8 : Proportion of CCIs having Adequate Staffing as per JJ Act		
Staff Personnel	Yes	
	Count	%
Office-in-Charge	62	100.0%
Counsellor	55	88.7%
Child Welfare Officer/ Probation Officer/ Case Worker	37	59.7%
House Mother/ House Father	36	58.1%
Medical Officer (Physician) Including on-call	40	64.5%
Para Medical Staff	47	75.8%
Store Keeper cum Accountant	46	74.2%
Cook	55	88.7%
House Keeping	39	62.9%
The total of percentages may exceed 100 due to multiple responses. Based on observation and records of CCIs.		



9. Training Organized for the Staff on Key Topics

According to Rule 89(1) [JJ Model Rules, 2016], the State Government shall provide for training of personnel appointed under the Act and the rules and each category of staff, keeping in view with their statutory responsibilities and specific job requirements. In addition, Rule 34[3(vi)] suggests that every institution to have first aid kit and all staff to be trained in handling first aid.

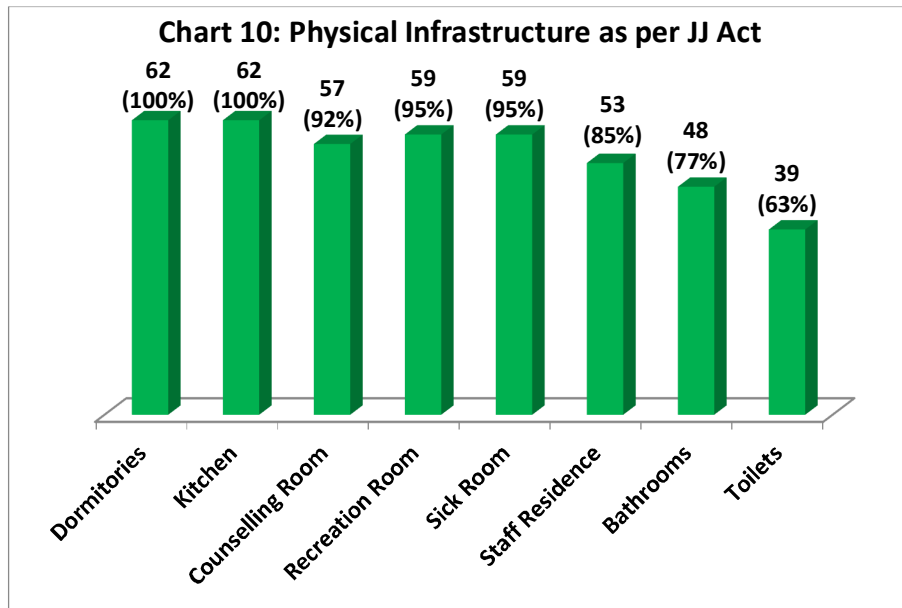
Key Topics	Yes	
	Count	%
Child Rights Protection	60	96.8%
Care Giving	50	80.6%
Rehabilitation	29	46.8%
JJ Act	56	90.3%
First Aid	62	100.0%
The total of percentages may exceed 100 due to multiple responses. Based on records of CCIs.		



10. Physical Infrastructure as per JJ Act

According to Rule 10(i) (JJ Model Rules, 2016), all institutions shall make provision of first-aid kit, fire extinguishers in kitchen, recreation room, dormitories, store rooms and counseling room.

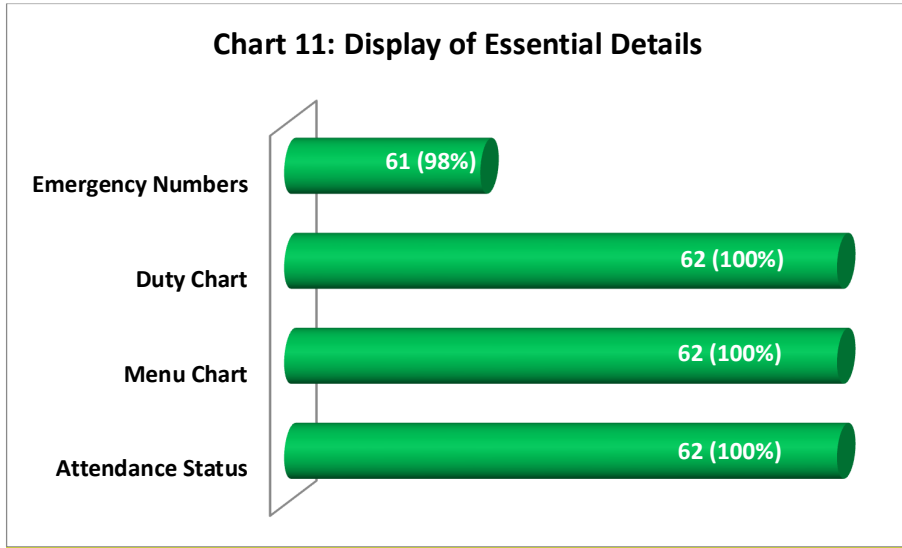
Physical Infrastructure	Yes	
	Count	%
Dormitories	62	100.0%
Kitchen	62	100.0%
Counseling Room	57	91.9%
Recreation Room	59	95.2%
Sick Room	59	95.2%
Staff Residence	53	85.5%
Bathrooms	48	77.4%
Toilets	39	62.9%
The total of percentages may exceed 100 due to multiple responses. Based on observation of CCIs.		



11. Display of Essential Details

- According to Rule 67[5(iii)] (JJ Model Rules, 2016), a duty roster shall be prepared and displayed at some prominent place in the premises of the Child Care Institution by the Person-in-charge.
- According to Rule 33(5) (JJ Model Rules, 2016), the menu for the day shall be prepared in consultation with the Children’s Committee and shall be displayed in the dining hall.
- According to Rule 77(1) (JJ Model Rules, 2016), the Person-In-Charge shall maintain registers and forms under the JJ Model rules, 2016.
- According to Rule 36(5) (JJ Model Rules, 2016), regularity of the education programme and attendance of the children shall be ensured.

Table 11: Display of Essential Details		
Essential Details	Yes	
	Count	%
Emergency Numbers	61	98.4%
Duty Chart	62	100.0%
Menu Chart	62	100.0%
Attendance Status	62	100.0%
The total of percentages may exceed 100 due to multiple responses. Based on observation of CCI.		



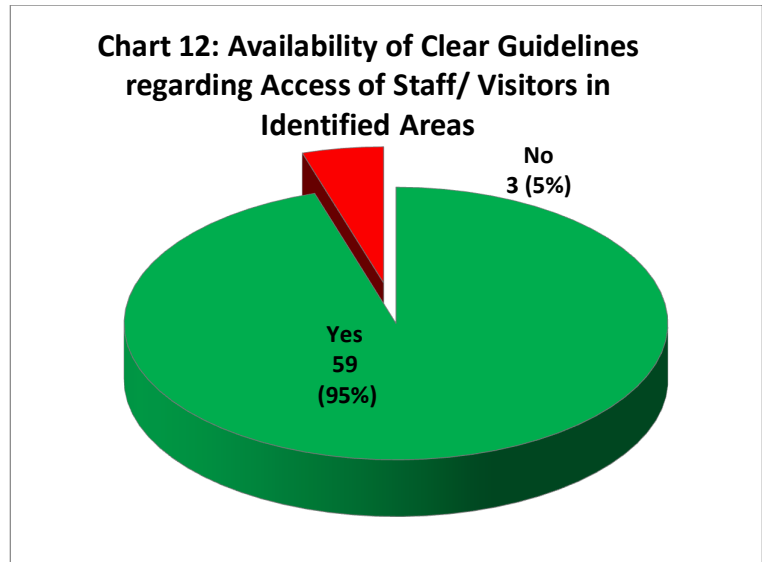
12. Availability of Clear Guidelines regarding Access of Staff/ Visitors in Identified Areas

According to Rule 78(5), the Person-In-Charge shall take all steps to inform the visitors to maintain the dignity of the children.

Table 12: Availability of Clear Guidelines regarding Access of Staff/ Visitors in Identified Areas

Response	Number	Percent
Yes	59	95.2
No	3	4.8
Total	62	100.0

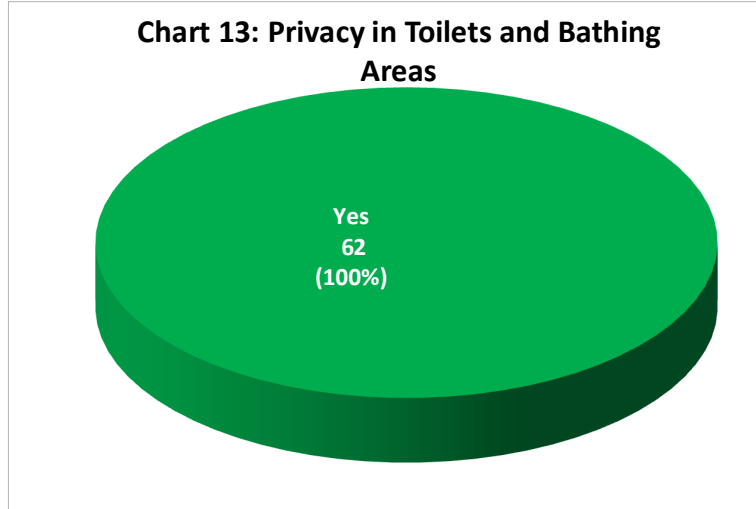
Based on observation of CClIs.



13. Privacy in Toilets and Bathing Areas

According to Rule 67(12) [JJ Model Rules, 2016], Closed Circuit Television cameras may be installed at all key points such as all entry and exit points to the Child Care Institution, reception, corridors, kitchen, pantry or store room, dormitories, entry and exit points of the washrooms with due regard to the privacy and dignity of the children.

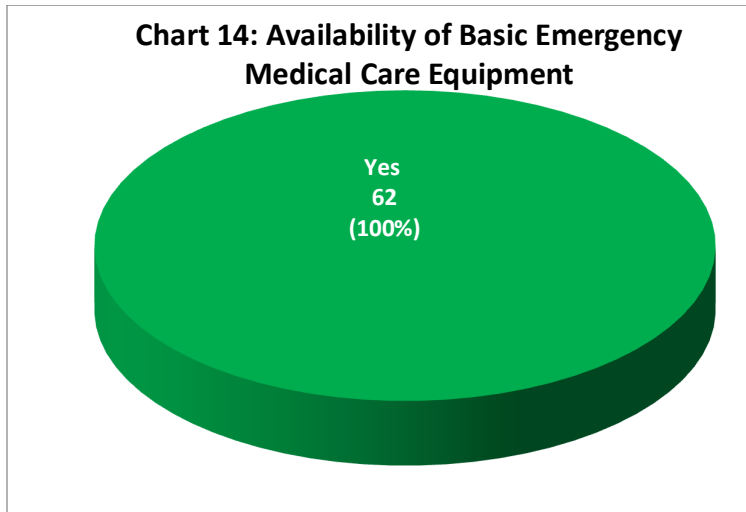
Table 13: Privacy in Toilets and Bathing Areas		
Response	Number	Percent
Yes	62	100.0
Total	62	100.0
Based on observation of CCIs.		



14. Availability of Basic Emergency Medical Care Equipment

According to Rule 34(6) [JJ Model Rules, 2016], the State Government through the District Child Protection Unit shall make provisions for those children diagnosed with special problems such as hormonal problems, immuno-compromised diseases, physical and mental disabilities on the recommendation of the medical officer.

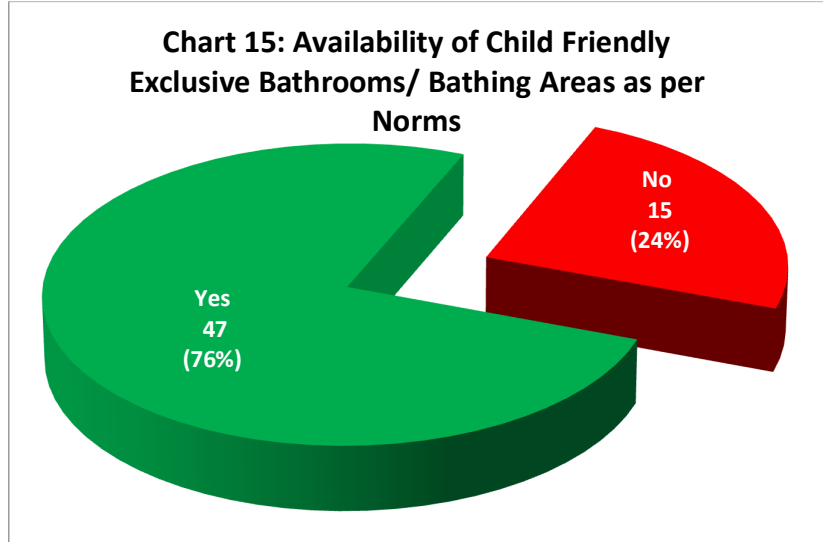
Table 14: Availability of Basic Emergency Medical Care Equipment		
Response	Number	Percent
Yes	62	100.0
Total	62	100.0
Based on observation of CCIs.		



15. Availability of Child Friendly Exclusive Bathrooms/ Bathing Areas as per Norms

According to Rule 31[1(viii)] (JJ Model Rules, 2016), every Child Care Institution shall have sufficient number of well-lit and airy bathrooms with proper fittings in the proportion of at least one bath room for ten children.

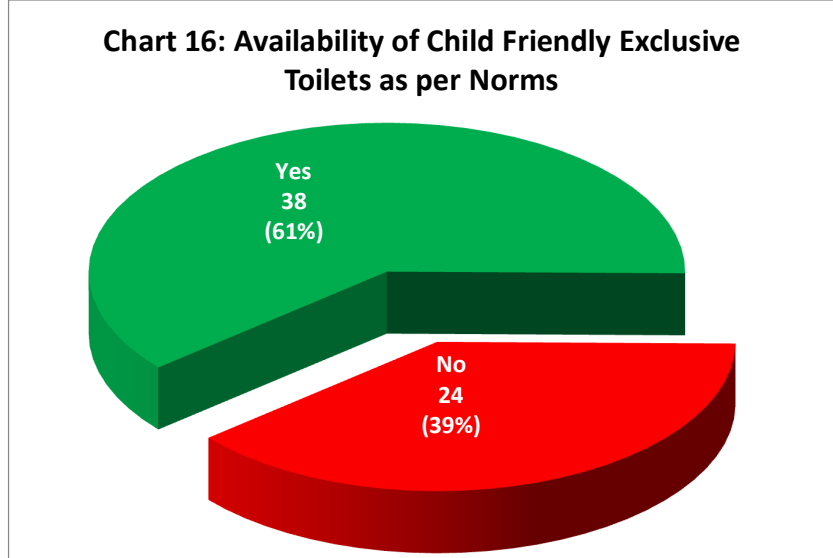
Table 15: Availability of Child Friendly Exclusive Bathrooms/ Bathing Areas as per Norms		
Response	Number	Percent
Yes	47	75.8
No	15	24.2
Total	62	100.0
Based on observation of CCl.s.		



16. Availability of Child Friendly Exclusive Toilets as per Norms

According to Rule 31[1(vii)] (JJ Model Rules, 2016), every Child Care Institution shall have sufficient number of well-lit and airy toilets with proper fittings in the proportion of at least one toilet for seven children.

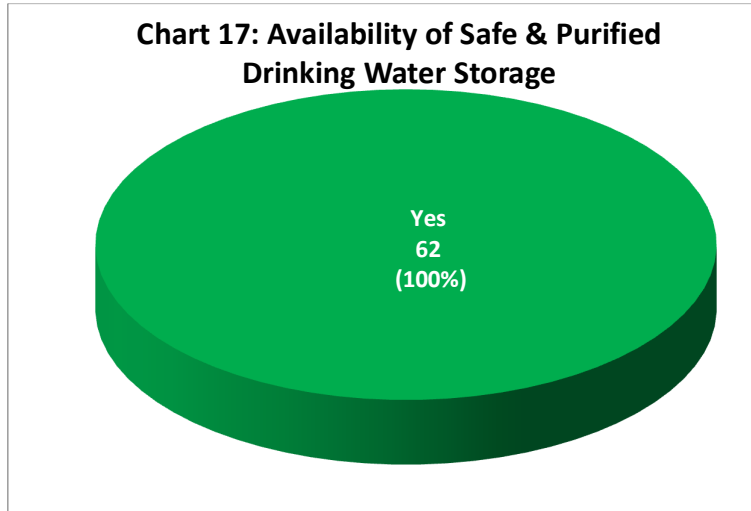
Table 16: Availability of Child Friendly Exclusive Toilets as per Norms		
Response	Number	Percent
Yes	38	61.3
No	24	38.7
Total	62	100.0
Based on observation of CCl.s.		



17. Availability of Safe & Purified Drinking Water Storage

According to Rule 31[1(i)] (JJ Model Rules, 2016), every Child Care Institution shall have sufficient treated drinking water; water filters or RO shall be installed at multiple locations in the premises for easy access such as kitchen, dormitory, recreational rooms etc.

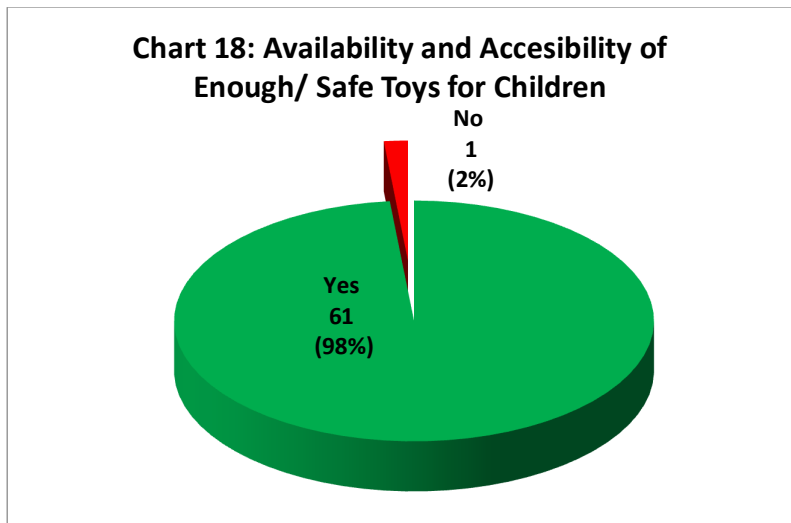
Table 17: Availability of Safe & Purified Drinking Water Storage		
Response	Number	Percent
Yes	62	100.0
Total	62	100.0
Based on observation of CCIs.		



18. Availability and Accessibility of Enough/ Safe Toys for Children

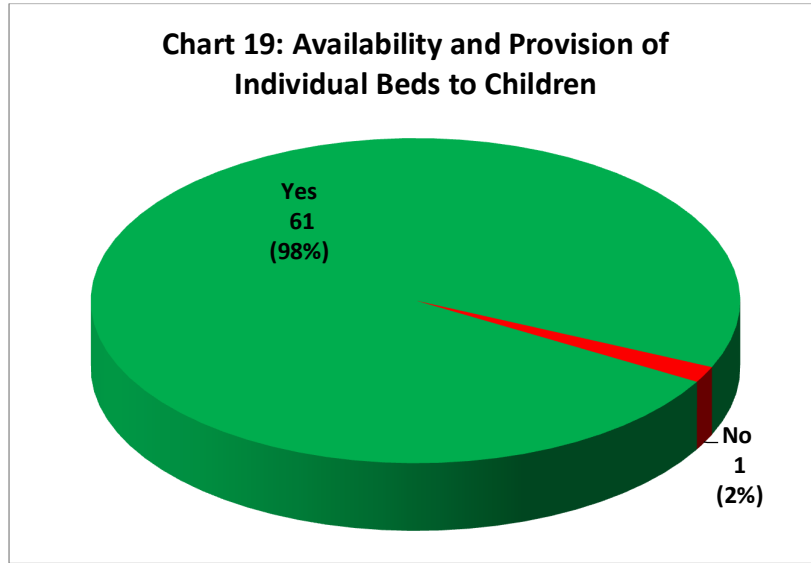
According to Rule 38(2) (JJ Model Rules, 2016), sufficient space shall be made available for outdoor sports and games.

Table 18: Availability and Accessibility of Enough/ Safe Toys for Children		
Response	Number	Percent
Yes	61	98.4
No	1	1.6
Total	62	100.0
Based on observation of CCIs.		



19. Availability and Provision of Individual Beds to Children.

Table 19: Availability and Provision of Individual Beds to Children		
Response	Number	Percent
Yes	61	98.4
No	1	1.6
Total	62	100.0
Based on observation of CCIs.		



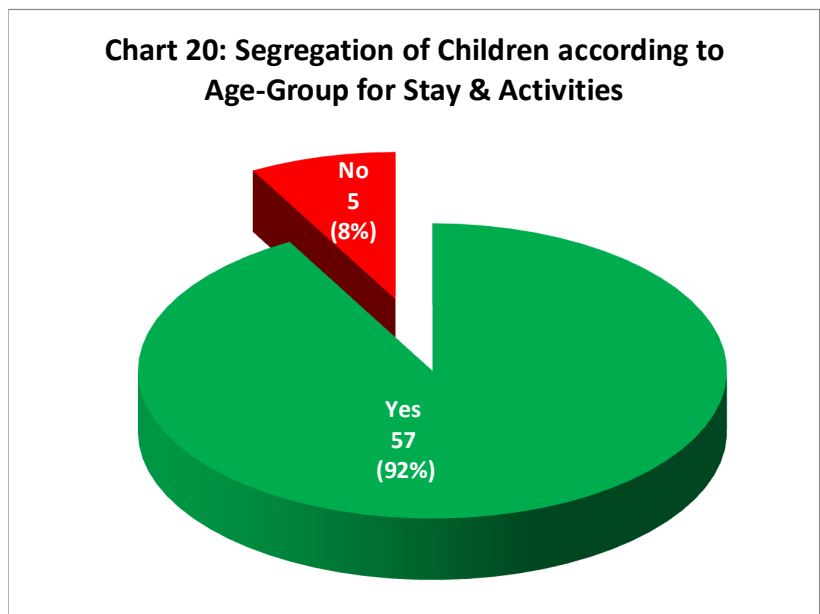
20. Segregation of Children according to Age-Group for Stay & Activities

According to Rule 39(2) (JJ Model Rules, 2016), in order to ensure proper care and treatment as per the individual care plans, children shall be grouped on the basis of age, nature of offence or kind of care required, physical and mental health and length of stay.

Table 20: Segregation of Children according to Age-Group for Stay & Activities

Response	Number	Percent
Yes	57	91.9
No	5	8.1
Total	62	100.0

Based on observation of CCIs.

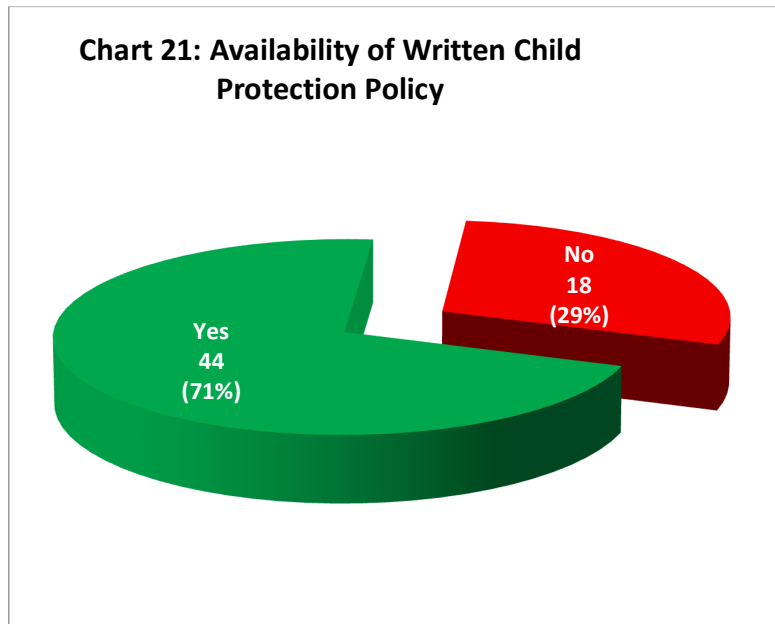


21. Availability of Written Child Protection Policy

According to Rule 29(3) (JJ Model Rules, 2016), every Child Care Institution shall keep a copy of the Act and the rules framed by the State Government, for use by both the staff and children residing therein.

Response	Number	Percent
Yes	44	71.0
No	18	29.0
Total	62	100.0

Based on observation of CCIs.

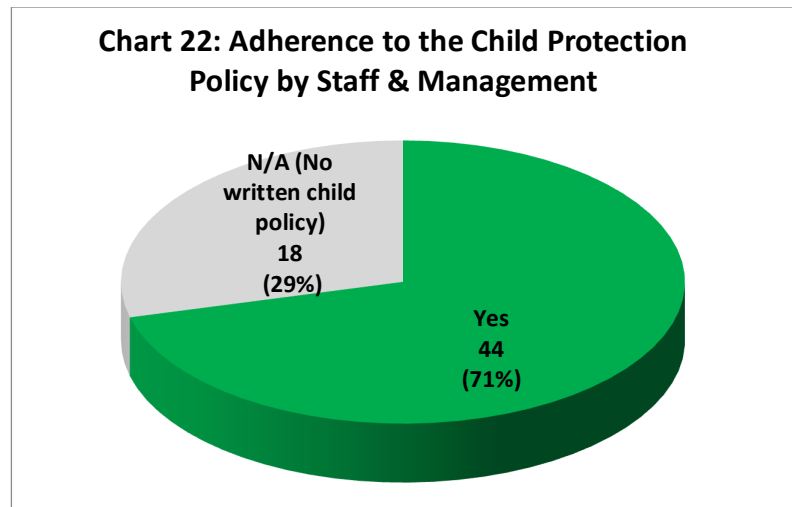


22. Adherence to the Child Protection Policy by Staff & Management

According to Rule 29(3) (JJ Model Rules, 2016), every Child Care Institution shall keep a copy of the Act and the rules framed by the State Government, for use by both the staff and children residing therein.

Response	Number	Percent
Yes	44	71.0
N/A (No written child protection policy)	18	29.0
Total	62	100.0

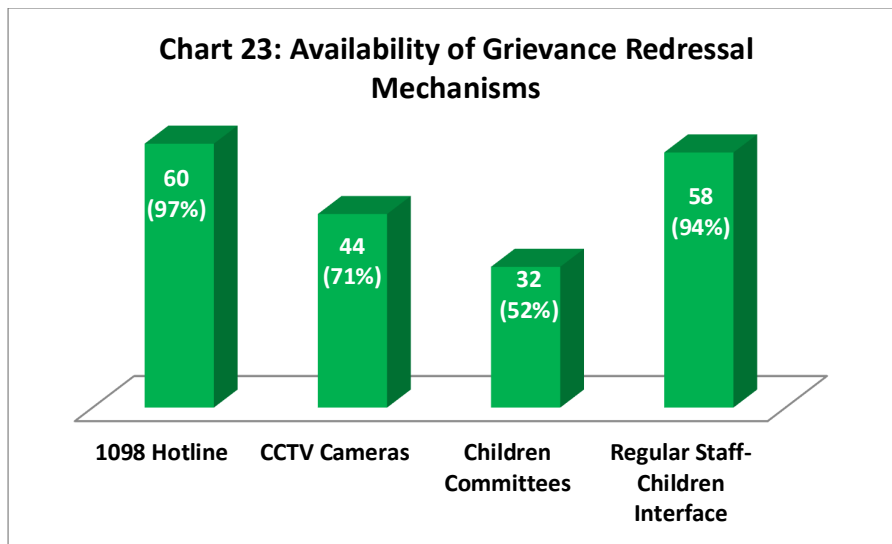
Based on responses given by the management of CCIs.



23. Availability of Grievance Redressal Mechanisms

According to Rule 39(5) (JJ Model Rules, 2016), the Management Committee shall set up a complaint and redressal mechanism in every Child Care Institution and a Children's Suggestion Box shall be installed in every institution at a place easily accessible to children away from the office set up and closer to the residence or rooms or dormitories of the children.

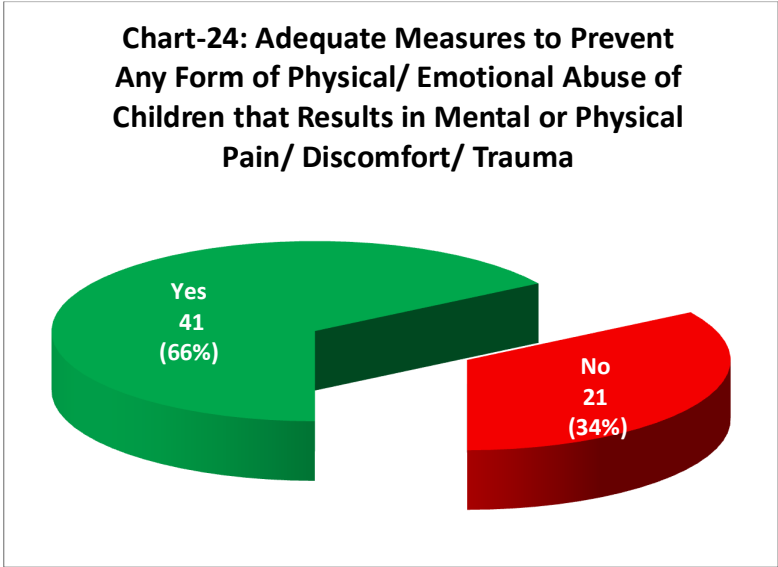
Table 23: Availability of Grievance Redressal Mechanisms		
Grievance Redressal Mechanisms	Yes	Yes
	Count	%
1098 Hotline	60	96.8%
CCTV Cameras	44	71.0%
Children Committees	32	51.6%
Regular Staff-Children Interface	58	93.5%
The total of percentages may exceed 100 due to multiple responses.		
Based on observation and records of CCIs.		



24. Adequate Measures to Prevent Any Form of Physical/ Emotional Abuse of Children that Results in Mental or Physical Pain/ Discomfort/ Trauma

According to Rule 76(1) (JJ Model Rules, 2016), every Child Care Institution shall evolve a system of ensuring that there is no abuse, neglect and maltreatment and shall include the staff who is aware of what constitutes abuse, neglect and maltreatment, and their early indication and how to respond to these abuses.

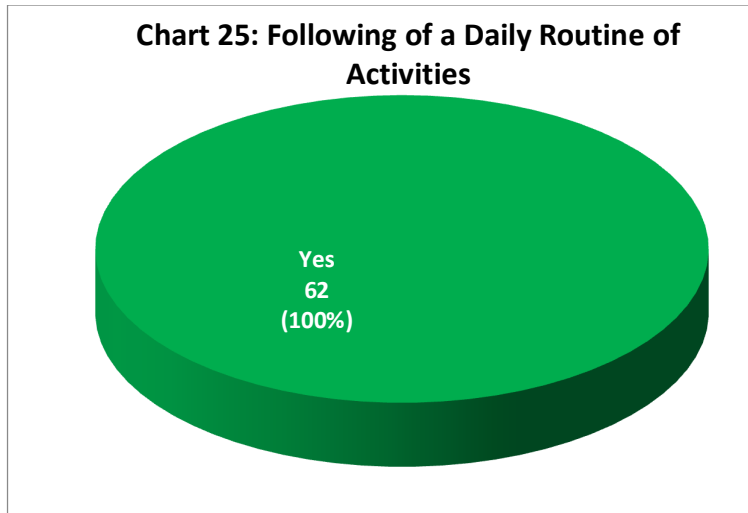
Table 24: Adequate Measures to Prevent Any Form of Physical/ Emotional Abuse of Children that Results in Mental or Physical Pain/ Discomfort/ Trauma		
Response	Number	Percent
Yes	41	66.1
No	21	33.9
Total	62	100.0
Based on observation and records of CCIs.		



25. Following of a Daily Routine of Activities

According to Rule 32(1)/ Rule 69 [L(2)] (JJ Model Rules, 2016), every Child Care Institution shall have a daily routine for children developed in consultation with the Children’s Committees, which shall be prominently displayed at various places within the Child Care Institution.

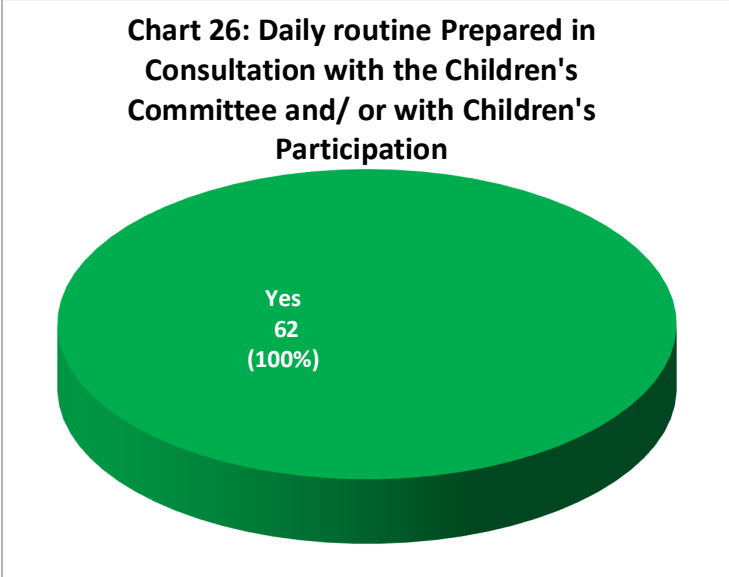
Table 25: Following of a Daily Routine of Activities		
Response	Number	Percent
Yes	62	100.0
Total	62	100.0
Based on observation of CCIs.		



26. Daily routine Prepared in Consultation with the Children's Committee and/ or with Children's Participation

According to Rule 32(1)/ Rule 69 [L(2)] (JJ Model Rules, 2016), every Child Care Institution shall have a daily routine for children developed in consultation with the Children’s Committees, which shall be prominently displayed at various places within the Child Care Institution.

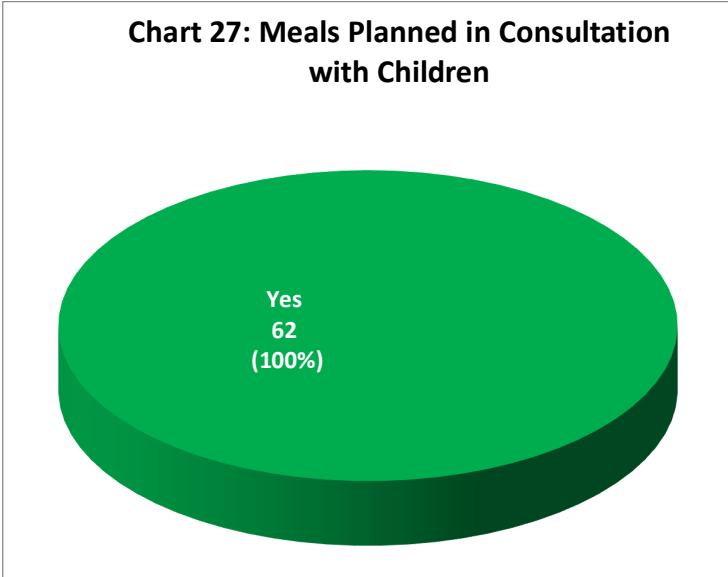
Table 26: Daily routine Prepared in Consultation with the Children's Committee and/ or with Children's Participation		
Response	Number	Percent
Yes	62	100.0
Total	62	100.0
Based on responses given by the management of CCIs.		



27. Meals Planned in Consultation with Children

According to Rule 33(5) (JJ Model Rules, 2016), the menu for the day shall be prepared in consultation with the Children’s Committee and shall be displayed in the dining hall.

Table 27: Meals Planned in Consultation with Children		
Response	Number	Percent
Yes	62	100.0
Total	62	100.0
Based on observation and responses given by the management of CCIs.		

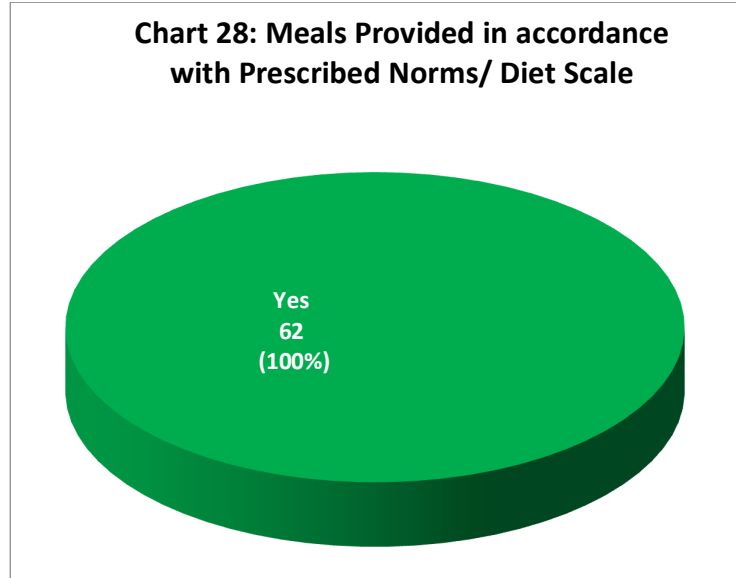


28. Meals Provided in accordance with Prescribed Norms/ Diet Scale

According to Rule 33(1) (JJ Model Rules, 2016), nutrition and diet scale shall be followed by the Child Care Institutions.

Table 28: Meals Provided in accordance with Prescribed Norms/ Diet Scale		
Response	Number	Percent
Yes	62	100.0
Total	62	100.0

Based on observation and responses given by the management of CCIs.

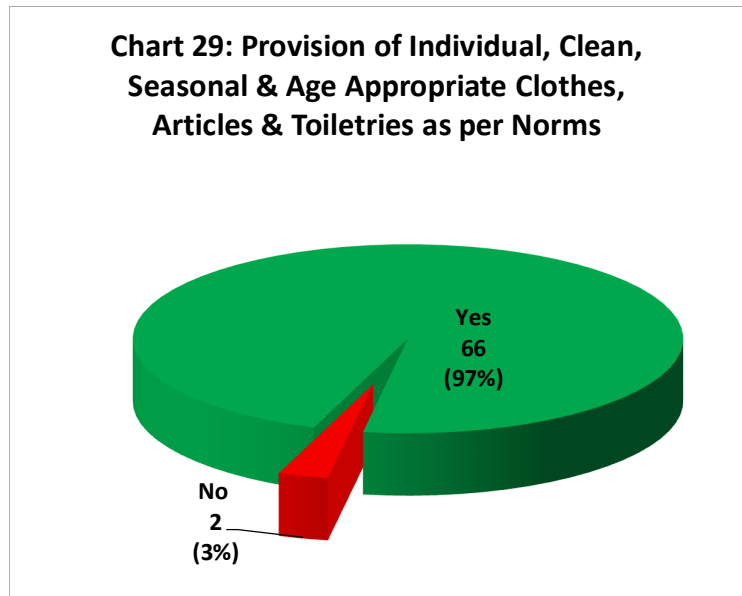


29. Provision of Individual, Clean, Seasonal & Age Appropriate Clothes, Articles & Toiletries as per Norms

According to Rule 30(1) (JJ Model Rules, 2016), minimum standards for clothing and bedding shall be as per the scale and climatic conditions.

Table 29: Provision of Individual, Clean, Seasonal & Age Appropriate Clothes, Articles & Toiletries as per Norms		
Response	Number	Percent
Yes	60	96.8
No	2	3.2
Total	62	100.0

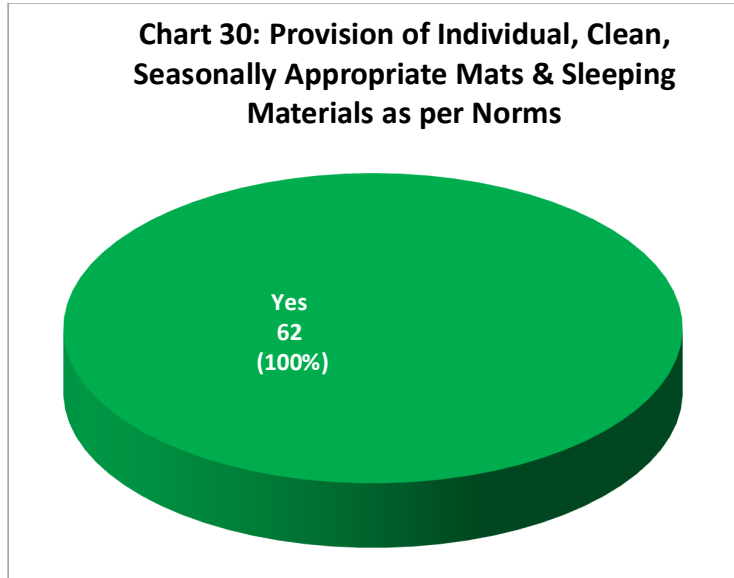
Based on responses given by the management of CCIs.



30. Provision of Individual, Clean, Seasonally Appropriate Mats & Sleeping Materials as per Norms

According to Rule 30(1) (JJ Model Rules, 2016), minimum standards for clothing and bedding shall be as per the scale and climatic conditions.

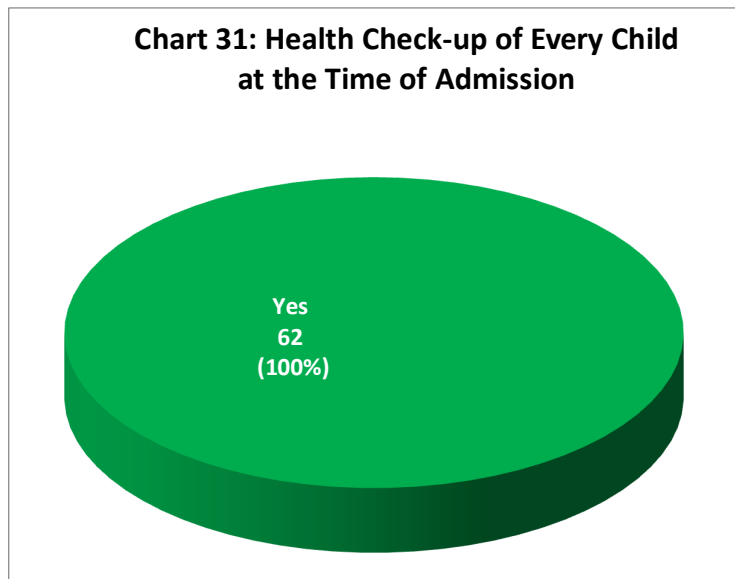
Table 30: Provision of Individual, Clean, Seasonally Appropriate Mats & Sleeping Materials as per Norms		
Response	Number	Percent
Yes	62	100.0
Total	62	100.0
Based on responses given by the management of CCl.s.		



31. Health Check-up of Every Child at the Time of Admission

According to Rule 34[3(i)] (JJ Model Rules, 2016), every Child Care Institution shall arrange for medical examination of each child admitted in an institution by the Medical Officer within twenty-four hours of admission and in special cases or medical emergencies immediately.

Table 31: Health Check-up of Every Child at the Time of Admission		
Response	Number	Percent
Yes	62	100.0
Total	62	100.0
Based on responses given by the management of CCl.s.		

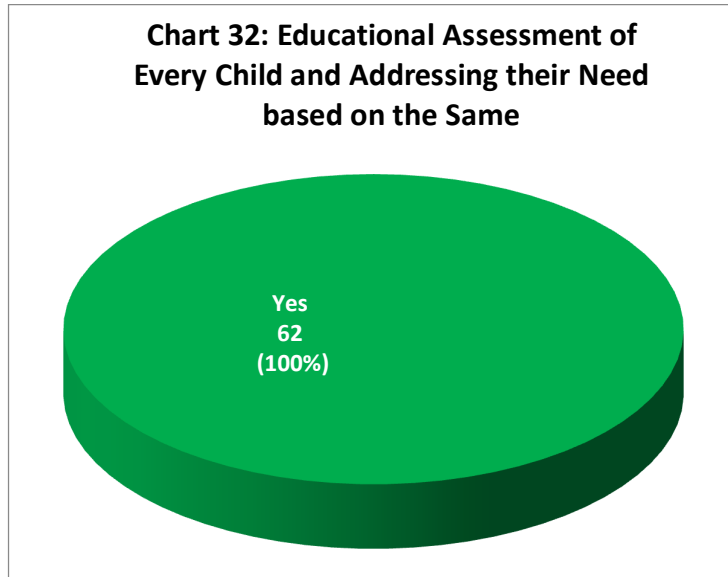


32. Educational Assessment of Every Child and Addressing their Need based on the Same

According to Rule 36(4) (JJ Model Rules, 2016), specialized trainers and experts shall be appointed to cater to the educational needs of children with special needs either physical or mental. Learning disorders shall be identified, assessed and reported in the Individual Care Plan. Further assistance shall be given to the child by trained professionals.

Response	Number	Percent
Yes	62	100.0
Total	62	100.0

Based on observation, records and responses given by the management of CCl.s.

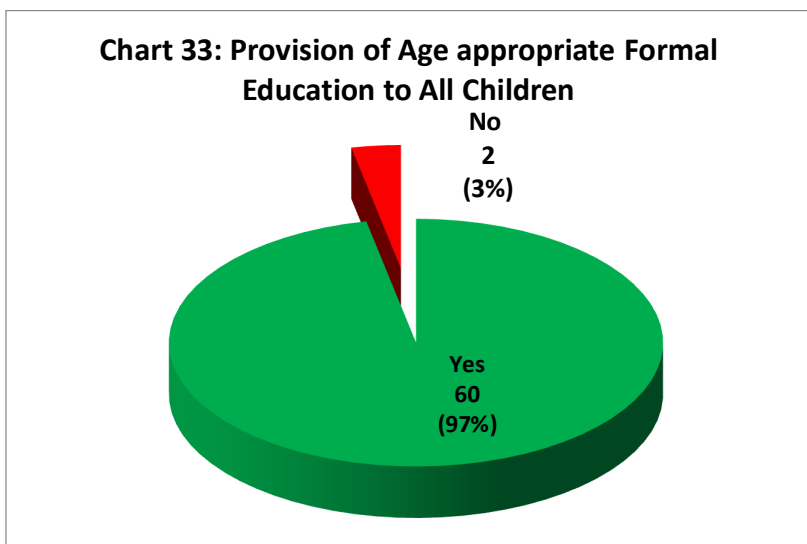


33. Provision of Age-appropriate Formal Education to All Children

According to Rule 36(1) (JJ Model Rules, 2016), every child care institution shall provide education to all children according to the age and ability, both inside the institution and outside, as per requirement.

Response	Number	Percent
Yes	60	96.8
No	2	3.2
Total	62	100.0

Based on responses given by the management of CCl.s.

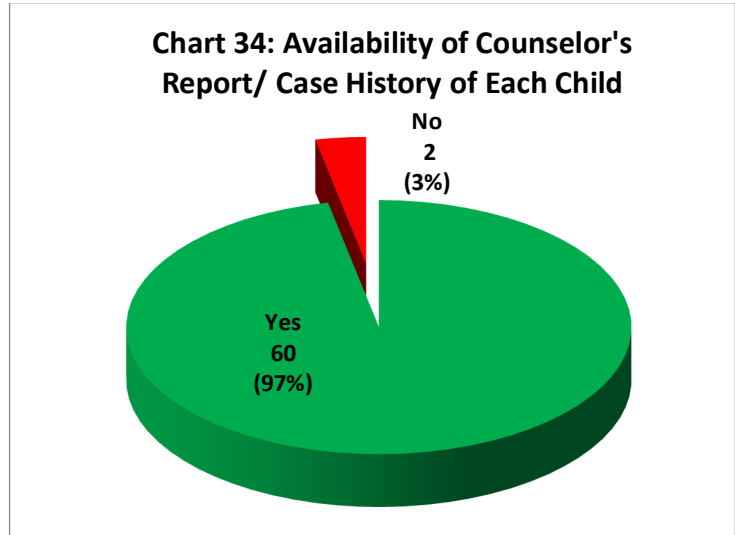


34. Availability of Counselor's Report/ Case History of Each Child

- According to Rule 73[3(v)], every Child Care Institution shall maintain Case History form of each child under the JJ Model rules, 2016.
- According to Rule 73[3(vii)], every Child Care Institution shall maintain Counselor's report of each child under the JJ Model rules, 2016.

Response	Number	Percent
Yes	60	96.8
No	2	3.2
Total	62	100.0

Based on records of CCIs.

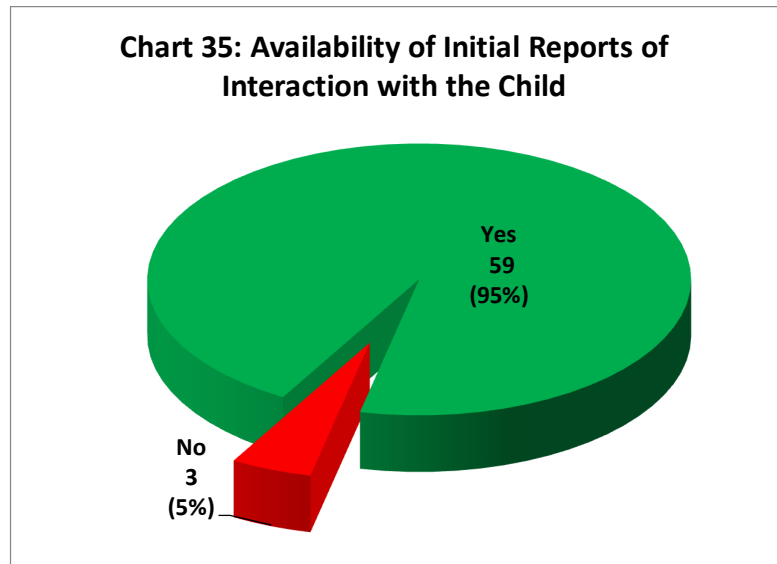


35. Availability of Initial Reports of Interaction with the Child

According to Rule 73[1(ix)], every Child Care Institution shall maintain initial reports of interaction with the child under the JJ Model rules, 2016.

Response	Number	Percent
Yes	59	95.2
No	3	4.8
Total	62	100.0

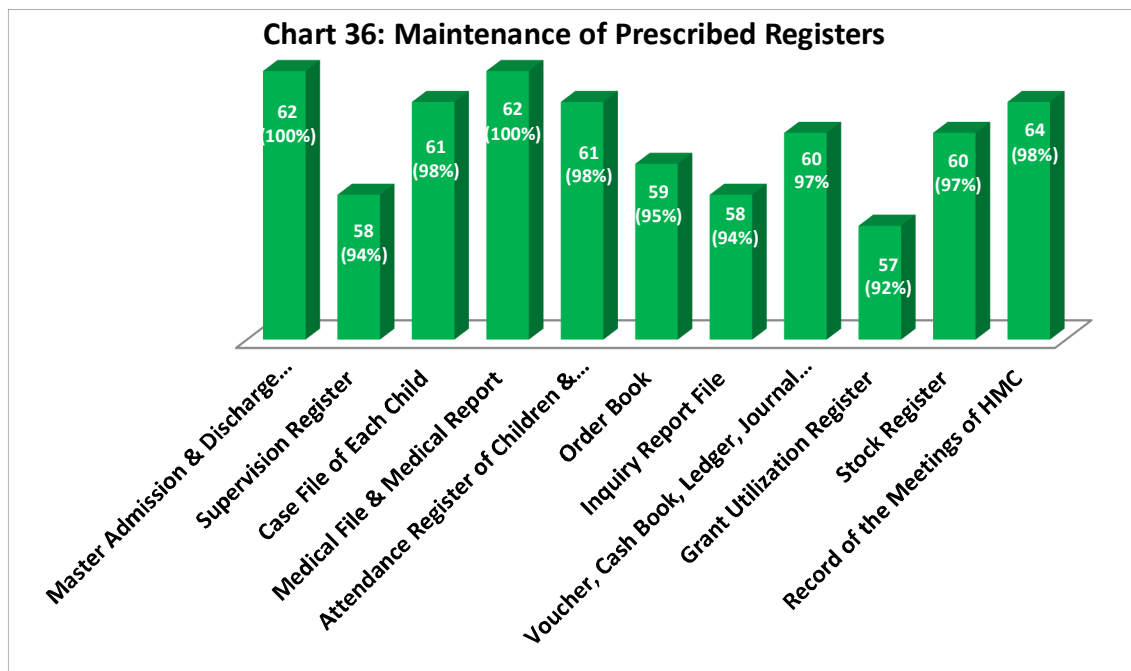
Based on records of CCIs.



36. Maintenance of Prescribed Registers

According to Rule 77(1), the Person-In-Charge shall maintain registers and forms under the JJ Model rules, 2016.

Table 36: Maintenance of Prescribed Registers		
Prescribed Registers	Count	%
Master Admission & Discharge Register	62	100.0%
Supervision Register	58	93.5%
Case File of Each Child	61	98.4%
Medical File & Medical Report	62	100.0%
Attendance Register of Children & Staff	61	98.4%
Order Book	59	95.2%
Inquiry Report File	58	93.5%
Voucher, Cash Book, Ledger, Journal & Annual Accounts	60	96.8%
Grant Utilization Register	57	91.9%
Stock Register	60	96.8%
Record of the Meetings of HMC	61	98.4%
The total of percentages may exceed 100 due to multiple responses. Based on records of CCIs.		

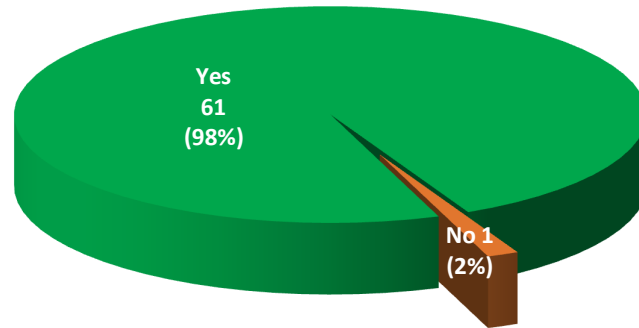


37. Availability of Detailed Information about the Sources of Funding

Response	Number	Percent
Yes	61	98.4
No	1	1.6
Total	62	100.0

Based on records of CCIs.

Chart 37: Availability of Detailed Information about the Sources of Funding

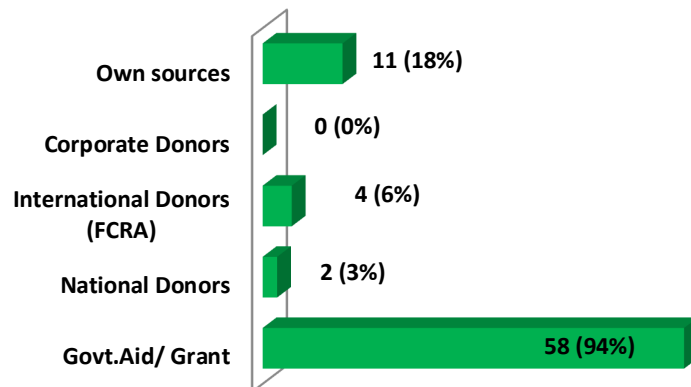


38. Various Sources of Funding Reported by the CCIs

Sources of Funding	Yes	
	Count	%
Govt. Aid/ Grant	58	93.5%
National Donors	2	3.2%
International Donors (FCRA)	4	6.5%
Corporate Donors	0	0.0%
Own sources	11	17.7%

The total of percentages may exceed 100 due to multiple responses.
Based on responses given by the management of CCIs.

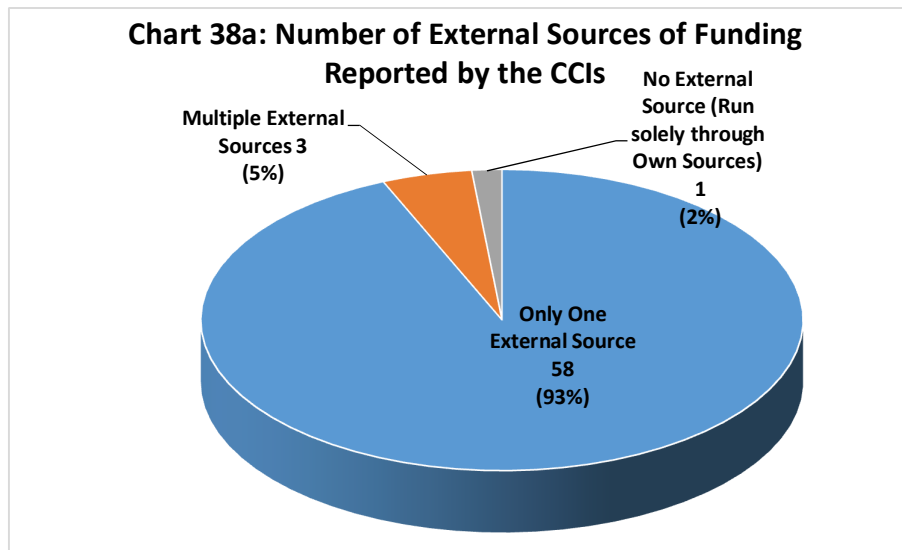
Chart 38: Various Sources of Funding Reported by the CCIs



38a. Number of External Sources of Funding Reported by the CCIs

Table 38a: Number of External Sources of Funding Reported by the CCIs		
Number of External Sources of Funding	Yes	
	Count	%
Only One External Source	58	93.5
Multiple External Sources	3	4.8
No External Source (Run solely through Own Sources)	1	1.6
Total	62	100.0

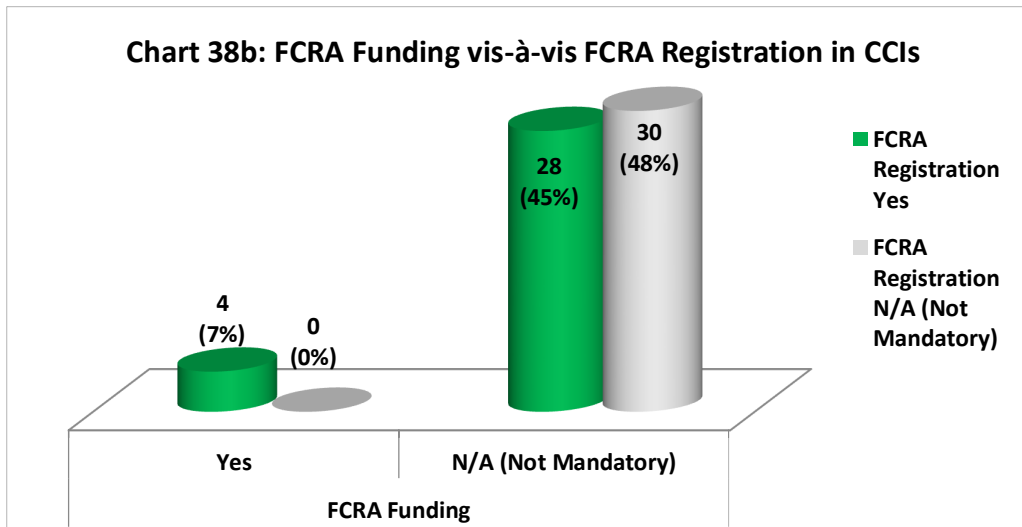
Based on records of CCIs.



38b. FCRA Funding vis-à-vis FCRA Registration in CCIs

Table 38b: FCRA Funding vis-à-vis FCRA Registration in CCIs				
		FCRA Funding		Total
		Yes	N/A (Not Mandatory)	
FCRA Registration	Yes	4	28	32
	N/A (Not Mandatory)	0	30	30
Total		4	58	62

Based on records of CCIs.



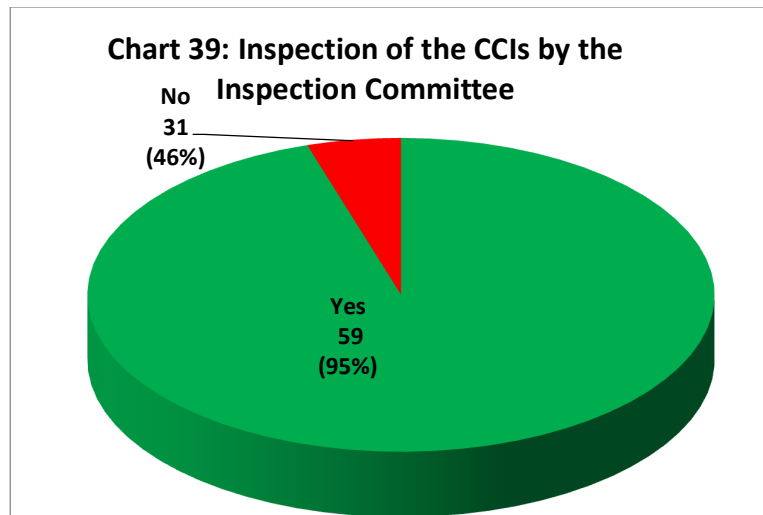
39. Inspection of the CCI by the Inspection Committee

According to Rule 73(4), the State Inspection Committee shall carry out random inspections of the institutions housing children to determine whether such institution is housing children in need of care and protection.

Table 39: Inspection of the CCI by the Inspection Committee

Response	Number	Percent
Yes	59	95.2
No	3	4.8
Total	62	100.0

Based on records of CCI.

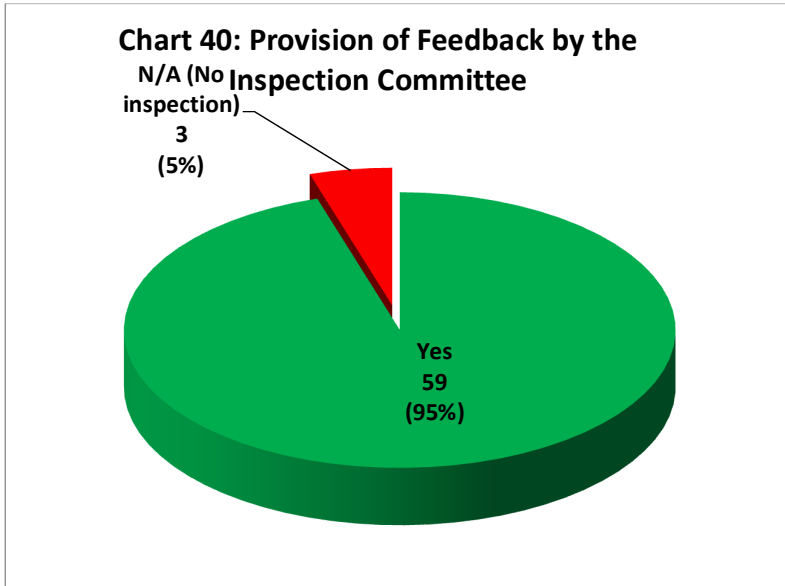


40. Provision of Feedback by the Inspection Committee

According to Rule 73(4), the State Inspection Committee shall carry out random inspections of the institutions housing children to determine whether such institution is housing children in need of care and protection.

Response	Number	Percent
Yes	59	95.2
N/A (No inspection)	3	4.8
Total	62	100.0

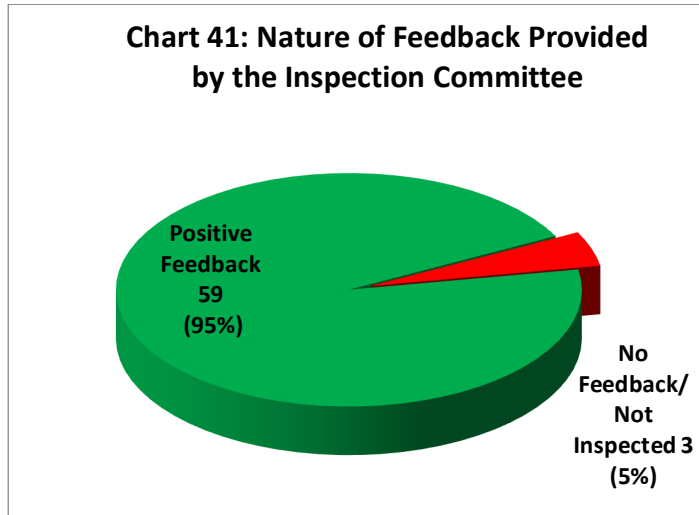
Based on records of CCIs.



41. Nature of Feedback Provided by the Inspection Committee

Feedback	Number	Percent
Positive Feedback	59	95.2
No Feedback/Not Inspected	3	4.8
Total	62	100.0

Based on observation and records of CCIs.

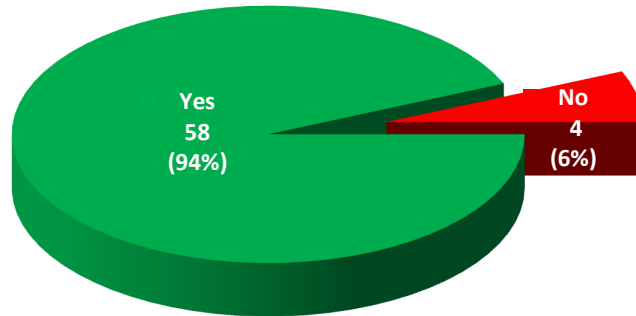


42. Inspection of the CCIs by the Child Welfare Committee/ JJ Board

Response	Number	Percent
Yes	58	93.5
No	4	6.5
Total	62	100.0

Based on records of CCIs.

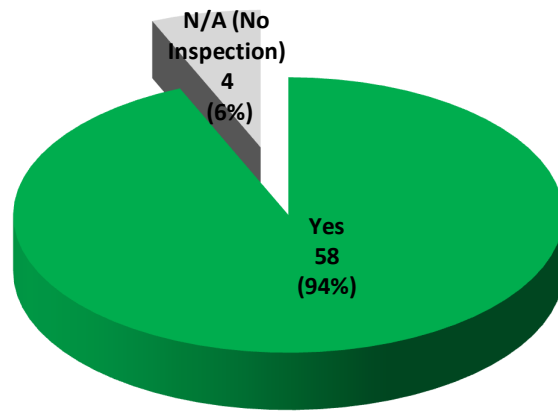
Chart 42: Inspection of the CCIs by the Child Welfare Committee/ JJ Board



43. Provision of Feedback by the Child Welfare Committee/ JJ Board

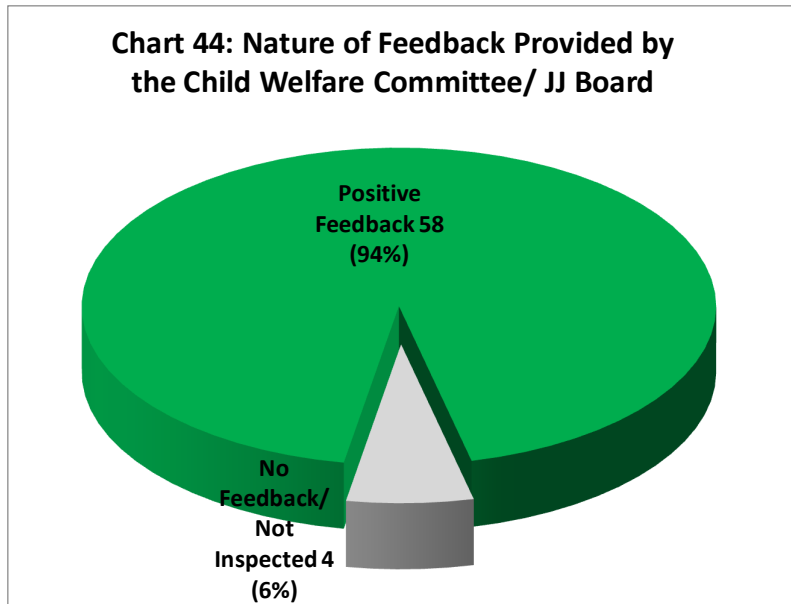
Table 43: Provision of Feedback by the Child Welfare Committee/ JJ Board		
Response	Number	Percent
Yes	58	93.5
N/A (No Inspection)	4	6.5
Total	62	100.0
Based on records of CCIs.		

Chart 43: Provision of Feedback by the Child Welfare Committee/ JJ Board



44. Nature of Feedback Provided by the Child Welfare Committee/ JJ Board

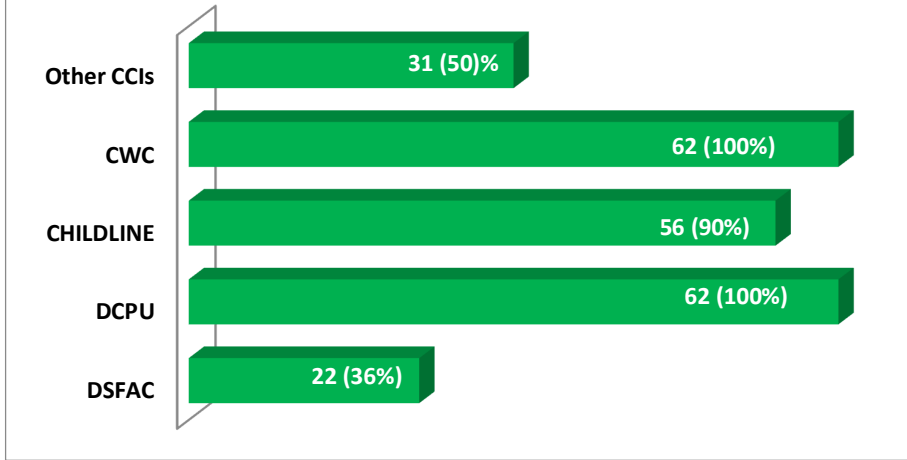
Table 44: Nature of Feedback Provided by the Child Welfare Committee/ JJ Board		
Feedback	Number	Percent
Positive Feedback	58	93.5
No Feedback/ Not Inspected	4	6.5
Total	62	100.0
Based on records of CCIs.		



45. Established Linkages of CCIs for Restoration & Rehabilitation of Children

Table 45: Established Linkages of CCIs for Restoration & Rehabilitation of Children		
Linkage	Count	%
Other CCIs	31	50.0%
CWC	62	100.0%
CHILDLINE	56	90.3%
DCPU	62	100.0%
DSFAC	22	35.5%
The total of percentages may exceed 100 due to multiple responses.		
Based on records and responses given by the management of CCIs.		

Chart 45: Established Linkages of CCIs for Restoration & Rehabilitation of Children



* * * *

...the first of these is the fact that the ...

...the second of these is the fact that the ...

...the third of these is the fact that the ...

...the fourth of these is the fact that the ...

...the fifth of these is the fact that the ...

...the sixth of these is the fact that the ...

...the seventh of these is the fact that the ...

...the eighth of these is the fact that the ...

...the ninth of these is the fact that the ...

...the tenth of these is the fact that the ...

...the eleventh of these is the fact that the ...

...the twelfth of these is the fact that the ...