



State Report : Himachal Pradesh (Key Findings at a Glance)

Submitted to :

National Commission for
Protection of Child Rights,
5th Floor, Chanderlok Building,
36, Janpath,
New Delhi 110001

Submitted by :

AMS

Research | Consulting | Training

15, Laxmanpuri, Faizabad Road, Lucknow-226016

Phone : 0522-2350825; 2352492; Fax No. : 0522 - 2350466

Email - ams@amsindia.org; Web. : www.amsindia.org

State Report : Himachal Pradesh

(Key Findings at a Glance)

Submitted to :

National Commission for
Protection of Child Rights,
5th Floor, Chanderlok Building,
36, Janpath,
New Delhi 110001

Submitted by :

AMS

Research | Consulting | Training

15, Laxmanpuri, Faizabad Road, Lucknow-226016

Phone : 0522-2350825; 2352492; Fax No. : 0522 - 2350466

Email - ams@amsindia.org; Web. : www.amsindia.org

Contents: List of Tables

Table -1 : Type of CCIs	1
Table -2 : Distribution of CCIs by the Gender of Children	1
Table -3 : Type of Management of CCI	2
Table -4 : Registration of CCIs under SR/ Trust/ Companies Act	2
Table -5 : Registration of CCIs under JJ Act.....	2
Table -6 : Constitution of Management Committee (MC)	3
Table -7 : MC Meetings Conducted as per JJ Act	3
Table -8 : Proportion of CCIs having Adequate Staffing as per JJ Act.....	4
Table -9 : Training Organised for the Staff on Key Topics.....	5
Table -10 : Physical Infrastructure as per JJ Act.....	5
Table -11 : Display of Essential Details	6
Table -12 : Availability of Clear Guidelines regarding Access of Staff/ Visitors in Identified Areas	6
Table -13 : Privacy in Toilets and Bathing Areas	6
Table -14 : Availability of Basic Emergency Medical Care Equipment	7
Table -15 : Availability of Child Friendly Exclusive Bathrooms/ Bathing Areas as per Norms .	7
Table -16 : Availability of Child Friendly Exclusive Toilets as per Norms.....	7
Table -17 : Availability of Safe & Purified Drinking Water Storage	8
Table -18 : Availability and Accessibility of Enough/ Safe Toys for Children	8
Table -19 : Availability and Provision of Individual Beds to Children	8
Table -20 : Segregation of Children according to Age-Group for Stay & Activities.....	9
Table -21 : Availability of Written Child Protection Policy.....	9
Table -22 : Adherence to the Child Protection Policy by Staff & Management.....	9
Table -23 : Availability of Grievance Redressal Mechanisms.....	10
Table -24 : Adequate Measures to Prevent Any Form of Physical/ Emotional Abuse of Children that Results in Mental or Physical Pain/ Discomfort/ Trauma	11
Table -25 : Following of a Daily Routine of Activities	11

Table -26: Daily routine Prepared in Consultation with the Children's Committee and/ or with Children's Participation	12
Table -27 : Meals Planned in Consultation with Children	12
Table -28 : Meals Provided in accordance with Prescribed Norms/ Diet Scale	12
Table -29 : Provision of Individual, Clean, Seasonal & Age Appropriate Clothes, Articles & Toiletries as per Norms	13
Table -30 : Provision of Individual, Clean, Seasonally Appropriate Mats & Sleeping Materials as per Norms	13
Table -31: Health Check-up of Every Child at the Time of Admission	14
Table -32 : Educational Assessment of Every Child and Addressing their Need based on the Same	14
Table -33 : Provision of Age appropriate Formal Education to All Children	14
Table -34 : Availability of Counselor's Report/ Case History of Each Child	15
Table -35: Availability of Initial Reports of Interaction with the Child	15
Table -36 : Maintenance of Prescribed Registers	15
Table -37: Availability of Detailed Information about the Sources of Funding.....	16
Table -38: Various Sources of Funding Reported by the CCIs	17
Table -38a: Number of Sources of Funding Reported by the CCIs.....	17
Table -38b : FCRA Funding vis-à-vis FCRA Registration in CCIs	18
Table -39 : Inspection of the CCIs by the Inspection Committee.....	18
Table -40 : Provision of Feedback by the Inspection Committee	19
Table -41 : Nature of Feedback Provided by the Inspection Committee	19
Table -42: Inspection of the CCIs by the Child Welfare Committee/ JJ Board.....	19
Table -43 : Provision of Feedback by the Child Welfare Committee/ JJ Board.....	20
Table -44 : Nature of Feedback Provided by the Child Welfare Committee/ JJ Board	20
Table -45 : Established Linkages of CCIs for Restoration & Rehabilitation of Children.....	20

Contents: List of Charts

Chart -1 : Type of CCIs	1
Chart -2 : Distribution of CCIs by the Gender of Children	1
Chart -3 : Type of Management of CCI	2
Chart -4 : Registration of CCIs under SR/ Trust/ Companies Act	2
Chart -5 : Registration of CCIs under JJ Act.....	2
Chart -6 : Constitution of Management Committee (MC)	3
Chart -7 : MC Meetings Conducted as per JJ Act	3
Chart -8 : Proportion of CCIs having Adequate Staffing as per JJ Act.....	4
Chart -9 : Training Organised for the Staff on Key Topics.....	5
Chart -10 : Physical Infrastructure as per JJ Act.....	5
Chart -11 : Display of Essential Details	6
Chart -12 : Availability of Clear Guidelines regarding Access of Staff/ Visitors in Identified Areas	6
Chart -13 : Privacy in Toilets and Bathing Areas	6
Chart -14 : Availability of Basic Emergency Medical Care Equipment	7
Chart -15 : Availability of Child Friendly Exclusive Bathrooms/ Bathing Areas as per Norms .	7
Chart -16 : Availability of Child Friendly Exclusive Toilets as per Norms.....	7
Chart -17 : Availability of Safe & Purified Drinking Water Storage	8
Chart -18 : Availability and Accessibility of Enough/ Safe Toys for Children	8
Chart -19 : Availability and Provision of Individual Beds to Children	8
Chart -20 : Segregation of Children according to Age-Group for Stay & Activities.....	9
Chart -21 : Availability of Written Child Protection Policy.....	9
Chart -22 : Adherence to the Child Protection Policy by Staff & Management.....	10
Chart -23 : Availability of Grievance Redressal Mechanisms.....	10
Chart -24 : Adequate Measures to Prevent Any Form of Physical/ Emotional Abuse of Children that Results in Mental or Physical Pain/ Discomfort/ Trauma	11
Chart -25 : Following of a Daily Routine of Activities	11

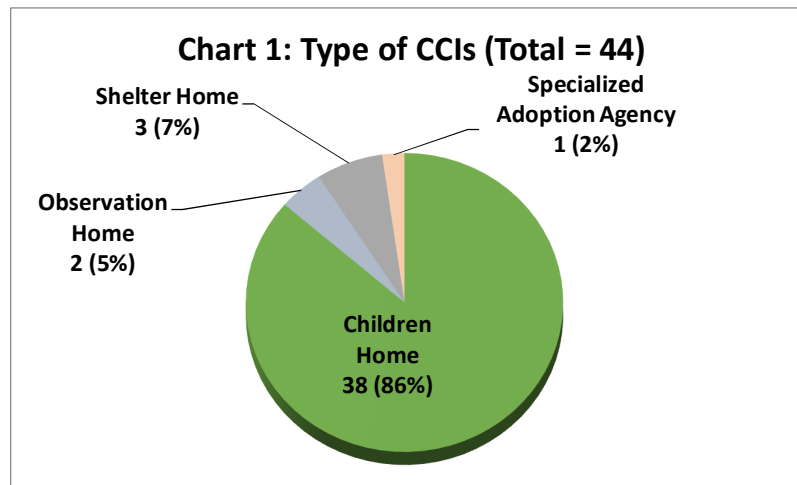
Chart -26: Daily routine Prepared in Consultation with the Children's Committee and/ or with Children's Participation	12
Chart -27 : Meals Planned in Consultation with Children	12
Chart -28 : Meals Provided in accordance with Prescribed Norms/ Diet Scale	12
Chart -29 : Provision of Individual, Clean, Seasonal & Age Appropriate Clothes, Articles & Toiletries as per Norms	13
Chart -30 : Provision of Individual, Clean, Seasonally Appropriate Mats & Sleeping Materials as per Norms	13
Chart -31: Health Check-up of Every Child at the Time of Admission	14
Chart -32 : Educational Assessment of Every Child and Addressing their Need based on the Same	14
Chart -33 : Provision of Age appropriate Formal Education to All Children	14
Chart -34 : Availability of Counselor's Report/ Case History of Each Child	15
Chart -35: Availability of Initial Reports of Interaction with the Child	15
Chart -36 : Maintenance of Prescribed Registers	16
Chart -37: Availability of Detailed Information about the Sources of Funding.....	16
Chart -38: Various Sources of Funding Reported by the CCIs	17
Chart -38a: Number of Sources of Funding Reported by the CCIs.....	17
Chart -38b: FCRA Funding vis-à-vis FCRA Registration in CCIs.....	18
Chart -39 : Inspection of the CCIs by the Inspection Committee.....	18
Chart -40 : Provision of Feedback by the Inspection Committee	19
Chart -41 : Nature of Feedback Provided by the Inspection Committee	19
Chart -42: Inspection of the CCIs by the Child Welfare Committee/ JJ Board.....	19
Chart -43 : Provision of Feedback by the Child Welfare Committee/ JJ Board.....	20
Chart -44 : Nature of Feedback Provided by the Child Welfare Committee/ JJ Board	20
Chart -45 : Established Linkages of CCIs for Restoration & Rehabilitation of Children.....	21

1. Type of CCIs (Total = 44)

There are five types of Juvenile Justice Institutions/ Child Care Institutions (CCI) that exist in India – Children’s Home/ Fit Facility, Shelter Home/ Open Shelter, Specialized Adoption Agency, Observation Home, and Special Home/ Place of Safety. The following table (Table 1) gives the CCI wise break-up for the state of Himachal Pradesh.

CCI Type	Count	%
Children Home	38	86.4
Observation Home	2	4.5
Shelter Home	3	6.8
Specialized Adoption Agency	1	2.3
Total	44	100.0

Based on observation and records of CCIs.

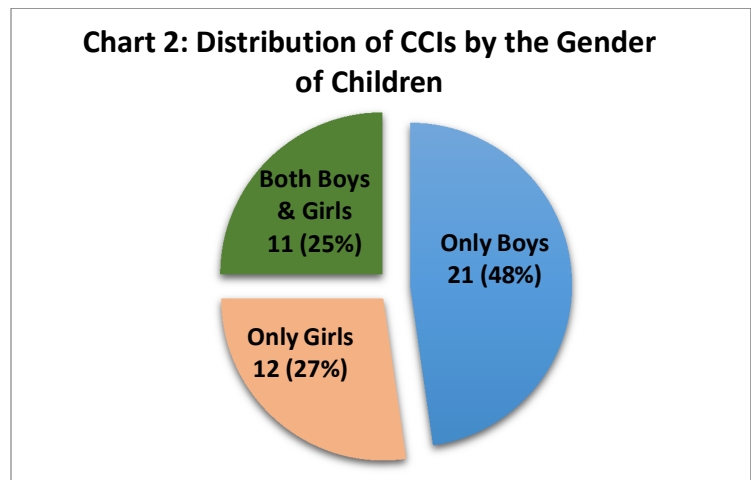


2. Distribution of CCIs by the Gender of Children

Himachal Pradesh has a total of 44 CCIs for accommodating children; either girls or boys or both. The Table below (Table 2) gives details of the distribution of CCIs by the gender of the children.

Gender Type	Number	Percent
Only Boys	21	47.7
Only Girls	12	27.3
Both Boys & Girls	11	25.0
Total	44	100.0

Based on observation and records of CCIs.

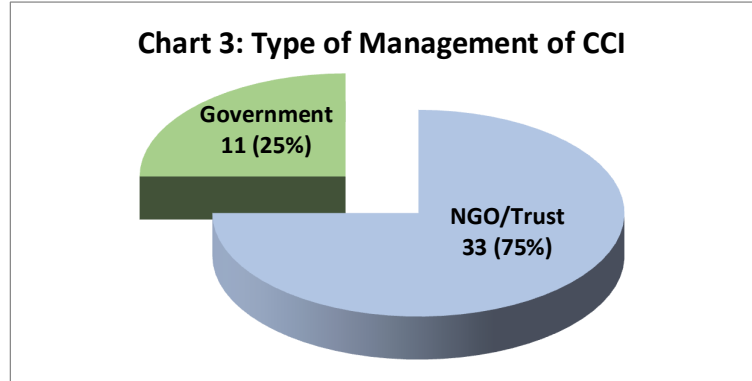


3. Type of Management of CCI

As per the provisions laid out under Section 50(1) of JJ Act 2015, CCIs could be established by every district or group of districts, either by itself or through voluntary or non-governmental organizations. The CCI wise break-up on basis of type of management is tabulated below (Table 3).

Management Type	Number	Percent
NGO,Trust	33	75.0
Government	11	25.0
Total	44	100.0

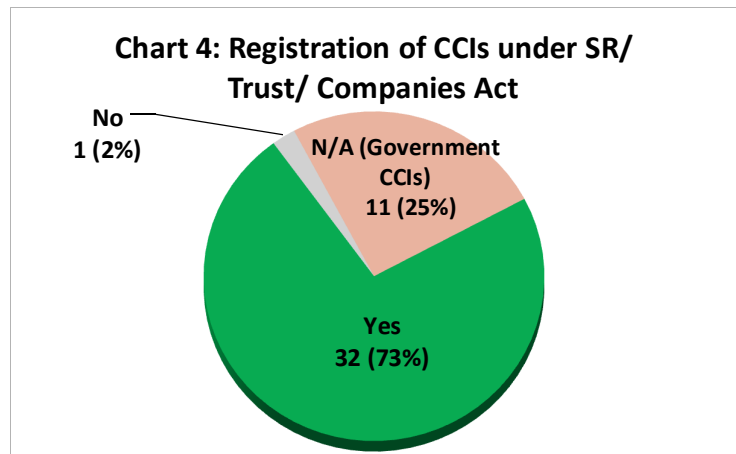
Based on responses of the management of CCIs.



4. Registration of CCIs under SR/ Trust/ Companies Act

Response	Number	Percent
Yes	32	72.7
No	1	2.3
N/A* (Government CCIs)	11	25.0
Total	44	100.0

*: Government CCIs need not be registered under SR/ Trust/ Companies Act.
Based on records and responses given by the management of CCIs.

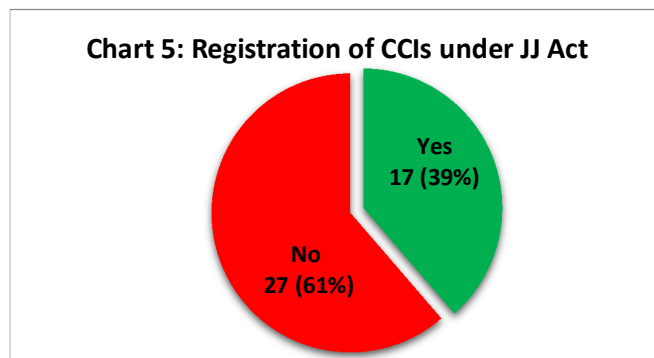


5. Registration of CCIs under JJ Act

According to Rule 21 (JJ Model Rules, 2016) and Section 41 (JJ Act, 2015), at the time of registration, the State Government shall determine and record capacity & purpose of the institution; and shall register the institution as a Children’s Home/ Open Shelter/ Specialized Adoption Agency/ Observation Home/ Special Home (Place of Safety), as the case may be.

Response	Number	Percent
Yes	17	38.6
No	27	61.4
Total	44	100.0

Based on records and responses given by the management of CCIs.

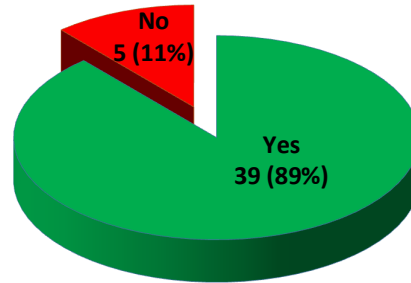


6. Constitution of Management Committee (MC):

According to the JJ Model Rules, 2016; Rule 39(1), every Child Care Institution shall have a Management Committee for the management of the institution and monitoring the progress of every child.

Response	Number	Percent
Yes	39	88.6
No	5	11.4
Total	44	100.0
Based on responses given by the management of CCIs.		

Chart 6: Constitution of Management Committee (MC)

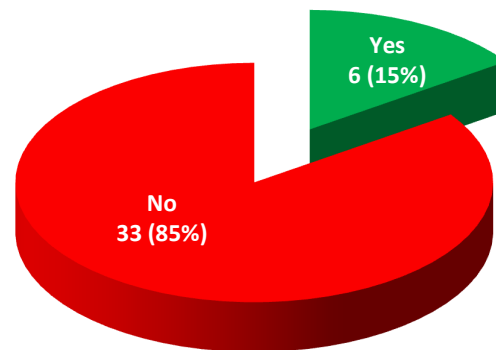


7. MC Meetings Conducted as per JJ Act

According to the JJ Model Rules, 2016; Rule 39(4), the Management Committee shall meet at least once every month to consider and review the functioning of Child Care Institution.

MC Meetings Conducted as per JJ Act	Number	Percent
Yes	6	15.4
No	33	84.6
Total	39	100.0
*: Total number of CCIs where MC was formed. Based on responses given by the management of CCIs.		

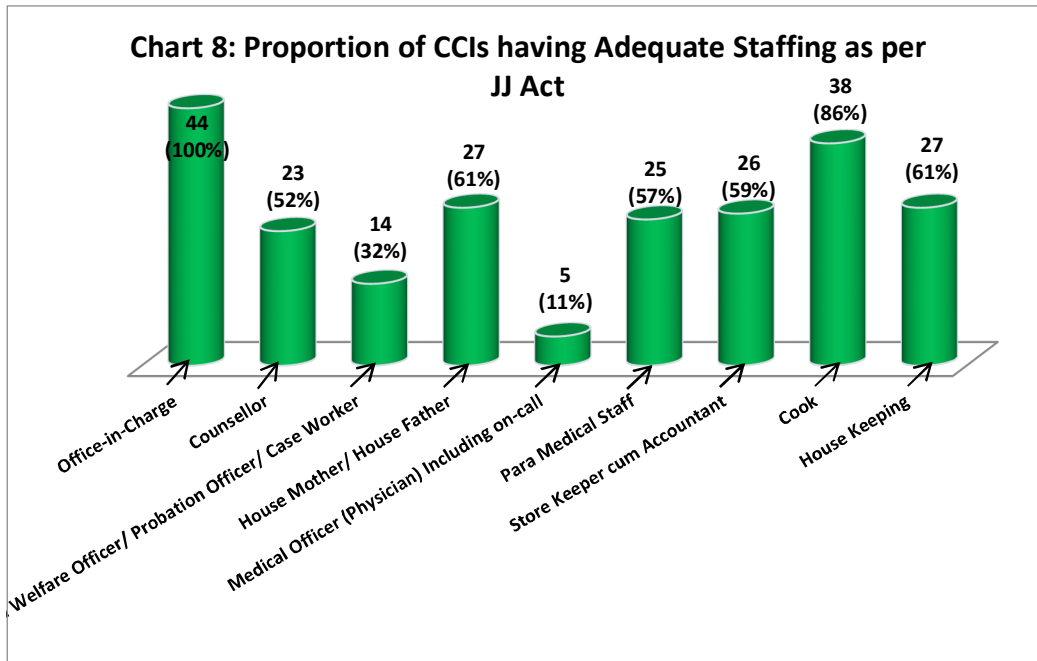
Chart 7: MC Meetings Conducted as per JJ Act



8. Proportion of CCIs having Adequate Staffing as per JJ Act

According to the JJ Model Rules, 2016, staffing pattern for a Child Care Institution has been specified in Rule 26(7). The number of posts in each category of staff shall be fixed on the basis of capacity of the institution and shall proportionately increase with the increase in the capacity of the institution [Rule 26(3)]. Abiding by these rules, the staffing pattern was thus adjusted for Child Care Institutions covered in this study.

Table 8 : Proportion of CCIs having Adequate Staffing as per JJ Act		
Staff Personnel	Yes	
	Count	%
Office-in-Charge	44	100.0%
Counsellor	23	52.3%
Child Welfare Officer/ Probation Officer/ Case Worker	14	31.8%
House Mother/ House Father	27	61.4%
Medical Officer (Physician) Including on-call	5	11.4%
Para Medical Staff	25	56.8%
Store Keeper cum Accountant	26	59.1%
Cook	38	86.4%
House Keeping	27	61.4%
The total of percentages may exceed 100 due to multiple responses. Based on observation and records of CCIs.		

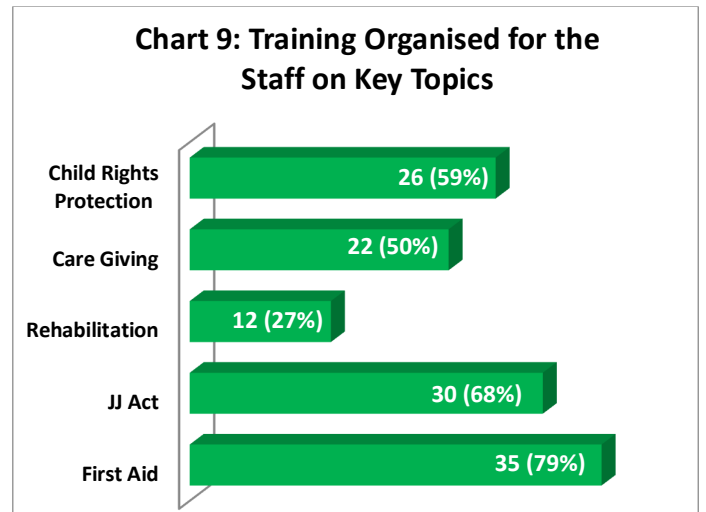


9. Training Organised for the Staff on Key Topics

According to Rule 89(1) [JJ Model Rules, 2016], the State Government shall provide for training of personnel appointed under the Act and the rules and each category of staff, keeping in view with their statutory responsibilities and specific job requirements. In addition, Rule 34[3(vi)] suggests that every institution to have first aid kit and all staff to be trained in handling first aid.

Table 9: Training Organised for the Staff on Key Topics	
Key Topics	Yes

	Count	%
Child Rights Protection	26	59.1%
Care Giving	22	50.0%
Rehabilitation	12	27.3%
JJ Act	30	68.2%
First Aid	35	79.5%
The total of percentages may exceed 100 due to multiple responses.		
Based on records of CCIs.		

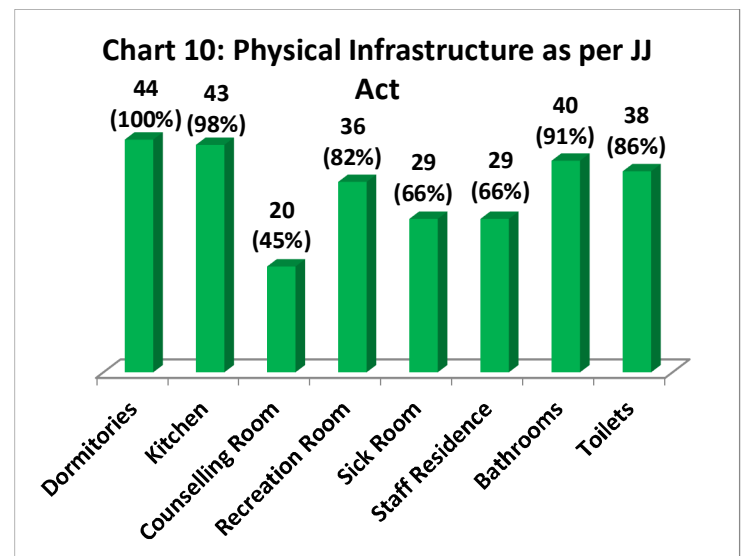


10. Physical Infrastructure as per JJ Act

According to Rule 10(i) (JJ Model Rules, 2016), all institutions shall make provision of first-aid kit, fire extinguishers in kitchen, recreation room, dormitories, store rooms and counseling room.

Table 10: Physical Infrastructure as per JJ Act

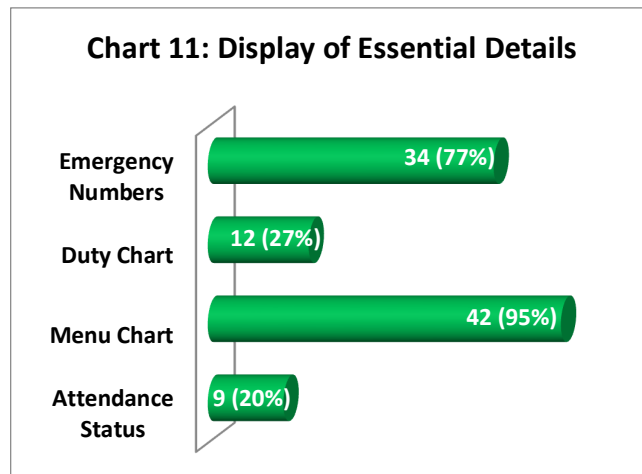
Physical Infrastructure	Yes	
	Count	%
Dormitories	44	100.0%
Kitchen	43	97.7%
Counselling Room	20	45.5%
Recreation Room	36	81.8%
Sick Room	29	65.9%
Staff Residence	29	65.9%
Bathrooms	40	90.9%
Toilets	38	86.4%
The total of percentages may exceed 100 due to multiple responses.		
Based on observation of CCIs.		



11. Display of Essential Details

- According to Rule 67[5(iii)] (JJ Model Rules, 2016), a duty roster shall be prepared and displayed at some prominent place in the premises of the Child Care Institution by the Person-in-charge.
- According to Rule 33(5) (JJ Model Rules, 2016), the menu for the day shall be prepared in consultation with the Children's Committee and shall be displayed in the dining hall.
- According to Rule 77(1) (JJ Model Rules, 2016), the Person-In-Charge shall maintain registers and forms under the JJ Model rules, 2016.
- According to Rule 36(5) (JJ Model Rules, 2016), regularity of the education programme and attendance of the children shall be ensured.


Table 11: Display of Essential Details		
Essential Details	Yes	
	Count	%
Emergency Numbers	34	77.3%
Duty Chart	12	27.3%
Menu Chart	42	95.5%
Attendance Status	9	20.5%
The total of percentages may exceed 100 due to multiple responses. Based on observation of CCIs.		



12. Availability of Clear Guidelines regarding Access of Staff/ Visitors in Identified Areas

According to Rule 78(5), the Person-In-Charge shall take all steps to inform the visitors to maintain the dignity of the children.

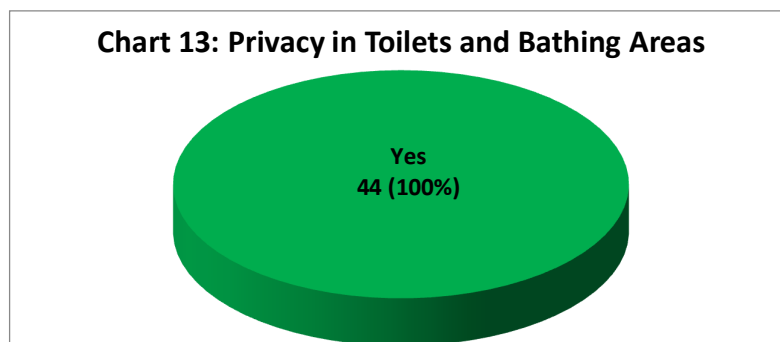
Table 12: Availability of Clear Guidelines regarding Access of Staff/ Visitors in Identified Areas		
Response	Number	Percent
Yes	36	81.8
No	8	18.2
Total	44	100.0
Based on observation of CCIs.		



13. Privacy in Toilets and Bathing Areas

According to Rule 67(12) [JJ Model Rules, 2016], Closed Circuit Television cameras may be installed at all key points such as all entry and exit points to the Child Care Institution, reception, corridors, kitchen, pantry or store room, dormitories, entry and exit points of the washrooms with due regard to the privacy and dignity of the children.

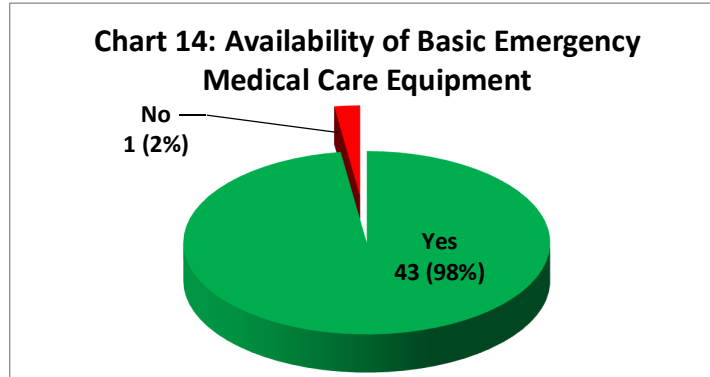
Table 13: Privacy in Toilets and Bathing Areas		
Response	Number	Percent
Yes	44	100.0
No	0	0.0
Total	44	100.0
Based on observation of CCIs.		



14. Availability of Basic Emergency Medical Care Equipment

According to Rule 34(6) [JJ Model Rules, 2016], the State Government through the District Child Protection Unit shall make provisions for those children diagnosed with special problems such as hormonal problems, immuno-compromised diseases, physical and mental disabilities on the recommendation of the medical officer.

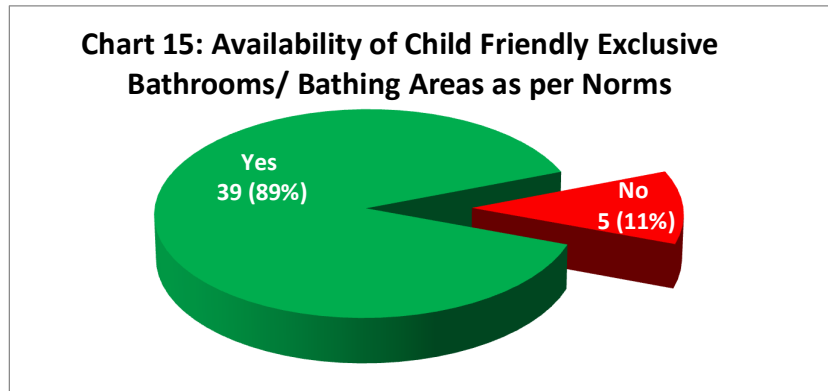
Table 14: Availability of Basic Emergency Medical Care Equipment		
Response	Number	Percent
Yes	43	97.7
No	1	2.3
Total	44	100.0
Based on observation of CCIs.		



15. Availability of Child Friendly Exclusive Bathrooms/ Bathing Areas as per Norms

According to Rule 31[1(viii)] (JJ Model Rules, 2016), every Child Care Institution shall have sufficient number of well-lit and airy bathrooms with proper fittings in the proportion of at least one bath room for ten children.

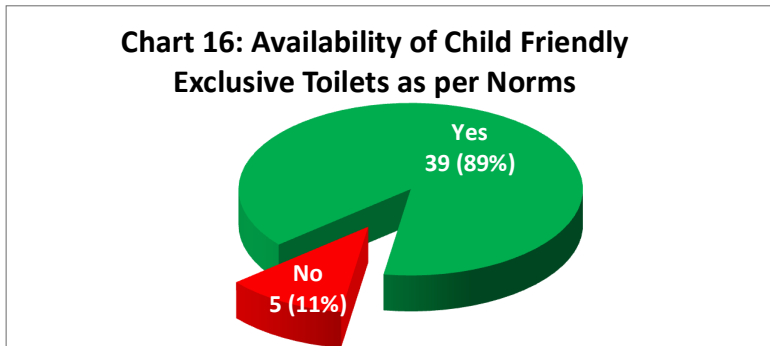
Table 15: Availability of Child Friendly Exclusive Bathrooms/ Bathing Areas as per Norms		
Response	Number	Percent
Yes	39	88.6
No	5	11.4
Total	44	100.0
Based on observation of CCIs.		



16. Availability of Child Friendly Exclusive Toilets as per Norms

According to Rule 31[1(vii)] (JJ Model Rules, 2016), every Child Care Institution shall have sufficient number of well-lit and airy toilets with proper fittings in the proportion of at least one toilet for

Table 16: Availability of Child Friendly Exclusive Toilets as per Norms		
Response	Number	Percent
Yes	39	88.6
No	5	11.4
Total	44	100.0
Based on observation of CCIs.		




seven children.

17. Availability of Safe & Purified Drinking Water Storage

According to Rule 31[1(i)] (JJ Model Rules, 2016), every Child Care Institution shall have sufficient treated drinking water; water filters or RO shall be installed at multiple locations in the premises for easy access such as kitchen, dormitory, recreational rooms etc.

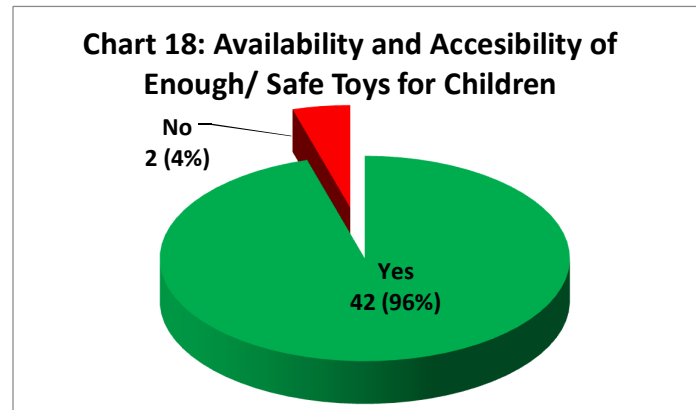
Table 17: Availability of Safe & Purified Drinking Water Storage		
Response	Number	Percent
Yes	43	97.7
No	1	2.3
Total	44	100.0
Based on observation of CCIs.		



18. Availability and Accessibility of Enough/ Safe Toys for Children

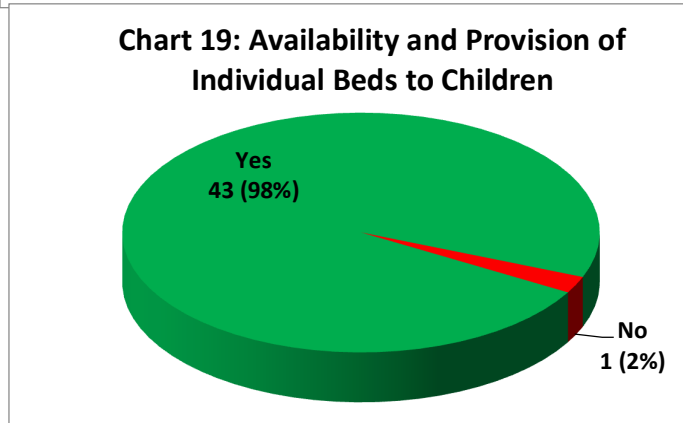
According to Rule 38(2) (JJ Model Rules, 2016), sufficient space shall be made available for outdoor sports and games.

Table 18: Availability and Accessibility of Enough/ Safe Toys for Children		
Response	Number	Percent
Yes	42	95.5
No	2	4.5
Total	44	100.0
Based on observation of CCIs.		



19. Availability and Provision of Individual Beds to Children

Table 19: Availability and Provision of Individual Beds to Children		
Response	Number	Percent
Yes	43	97.7
No	1	2.3
Total	44	100.0
Based on observation of CCIs.		

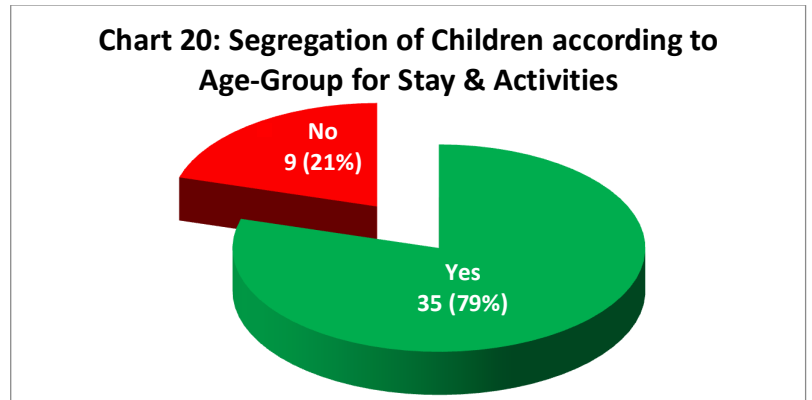


20. Segregation of Children according to Age-Group for Stay & Activities

According to Rule 39(2) (JJ Model Rules, 2016), in order to ensure proper care and treatment as per the individual care plans, children shall be grouped on the basis of age, nature of offence or kind of care required, physical and mental health and length of stay.

Response	Number	Percent
Yes	35	79.5
No	9	20.5
Total	44	100.0

Based on observation of CCIs.

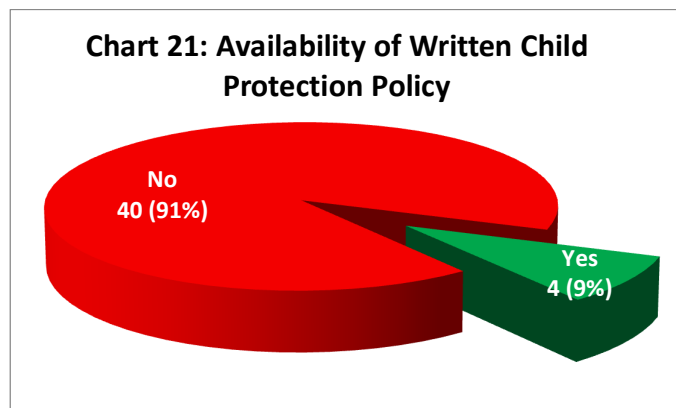


21. Availability of Written Child Protection Policy

According to Rule 29(3) (JJ Model Rules, 2016), every Child Care Institution shall keep a copy of the Act and the rules framed by the State Government, for use by both the staff and children residing therein.

Response	Number	Percent
Yes	4	9.1
No	40	90.9
Total	44	100.0

Based on observation of CCIs.

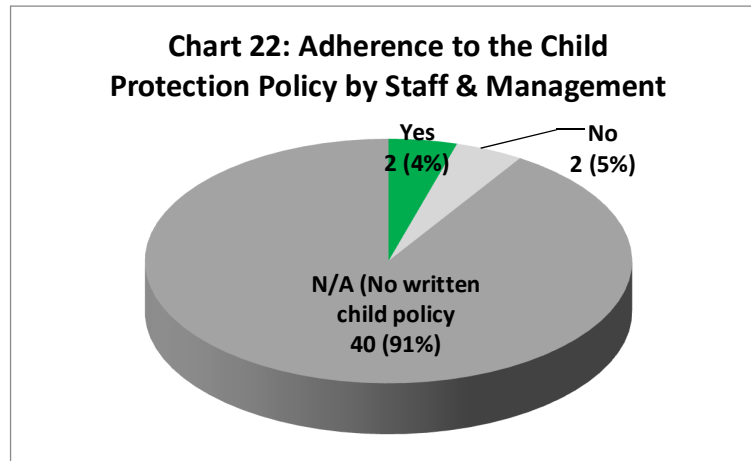


22. Adherence to the Child Protection Policy by Staff & Management

According to Rule 29(3) (JJ Model Rules, 2016), every Child Care Institution shall keep a copy of the Act and the rules framed by the State Government, for use by both the staff and children residing therein.

Response	Number	Percent
Yes	2	4.5
No	2	4.5

N/A (No written child policy)	40	90.9
Total	44	100.0
Based on responses given by the management of CCIs.		



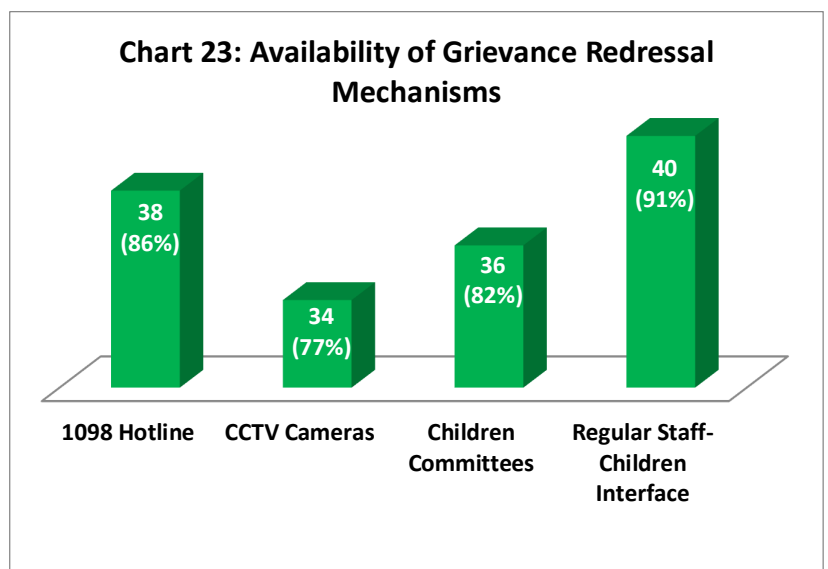
23. Availability of Grievance Redressal Mechanisms

According to Rule 39(5) (JJ Model Rules, 2016), the Management Committee shall set up a complaint and redressal mechanism in every Child Care Institution and a Children’s Suggestion Box shall be installed in every institution at a place easily accessible to children away from the office set up and closer to the residence or rooms or dormitories of the children.

Table 23: Availability of Grievance Redressal Mechanisms

Grievance Redressal Mechanisms	Yes	Yes
	Count	%
1098 Hotline	38	86.4%
CCTV Cameras	34	77.3%
Children Committees	36	81.8%
Regular Staff-Children Interface	40	90.9%

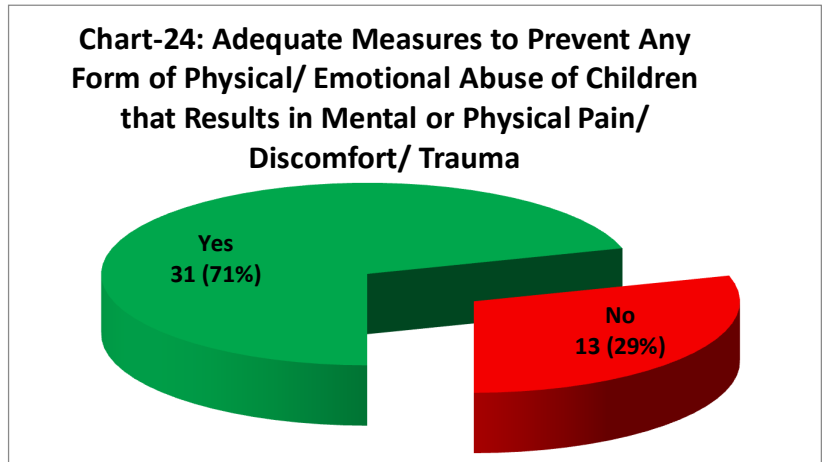
The total of percentages may exceed 100 due to multiple responses.
Based on observation and records of CCIs.



24. Adequate Measures to Prevent Any Form of Physical/ Emotional Abuse of Children that Results in Mental or Physical Pain/ Discomfort/ Trauma

According to Rule 76(1) (JJ Model Rules, 2016), every Child Care Institution shall evolve a system of ensuring that there is no abuse, neglect and maltreatment and shall include the staff who is aware of what constitutes abuse, neglect and maltreatment, and their early indication and how to respond to these abuses.

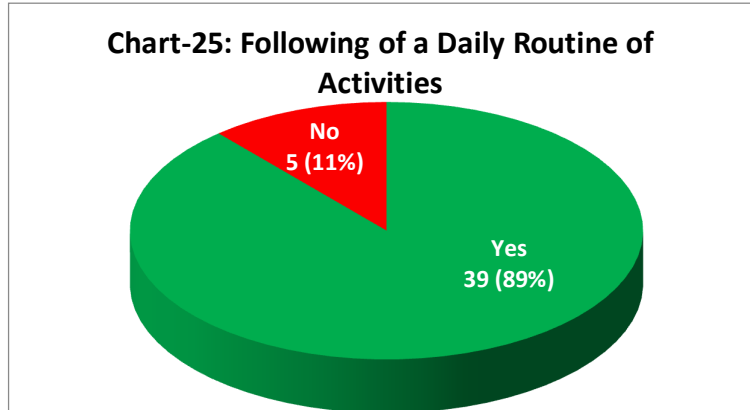
Table 24: Adequate Measures to Prevent Any Form of Physical/ Emotional Abuse of Children that Results in Mental or Physical Pain/ Discomfort/ Trauma		
Response	Number	Percent
Yes	31	70.5
No	13	29.5
Total	44	100.0
Based on observation and records of CCIs.		



25. Following of a Daily Routine of Activities

According to Rule 32(1)/ Rule 69 [L(2)] (JJ Model Rules, 2016), every Child Care Institution shall have a daily routine for children developed in consultation with the Children’s Committees, which shall be prominently displayed at various places within the Child Care Institution.

Table 25: Following of a Daily Routine of Activities		
Response	Number	Percent
Yes	39	88.6
No	5	11.4
Total	44	100.0
Based on observation of CCIs.		



26. Daily routine Prepared in Consultation with the Children's Committee and/ or with Children's Participation

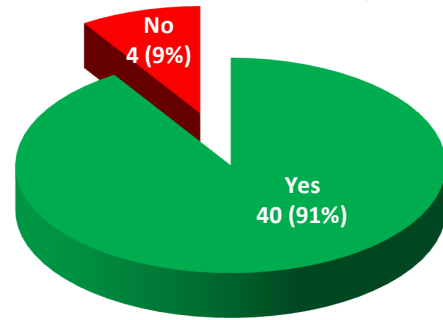
According to Rule 32(1)/ Rule 69 [L(2)] (JJ Model Rules, 2016), every Child Care Institution shall have a daily routine for children developed in consultation with the Children’s Committees, which shall be prominently displayed at various places within the Child Care Institution.

Table 26: Daily routine Prepared in Consultation with the Children's Committee and/ or with Children's Participation

Response	Number	Percent
Yes	40	90.9
No	4	9.1
Total	44	100.0

Based on responses given by the management of CClis.

Chart-26: Daily routine Prepared in Consultation with the Children's Committee and/ or with Children's Participation



27. Meals Planned in Consultation with Children

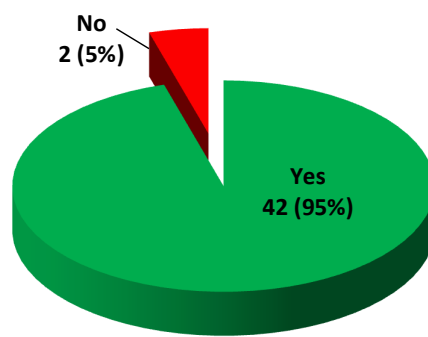
According to Rule 33(5) (JJ Model Rules, 2016), the menu for the day shall be prepared in consultation with the Children’s Committee and shall be displayed in the dining hall.

Table 27: Meals Planned in Consultation with Children

Response	Number	Percent
Yes	42	95.5
No	2	4.5
Total	44	100.0

Based on observation and responses given by the management of CClis.

Chart 27: Meals Planned in Consultation with Children



28. Meals Provided in accordance with Prescribed Norms/ Diet Scale

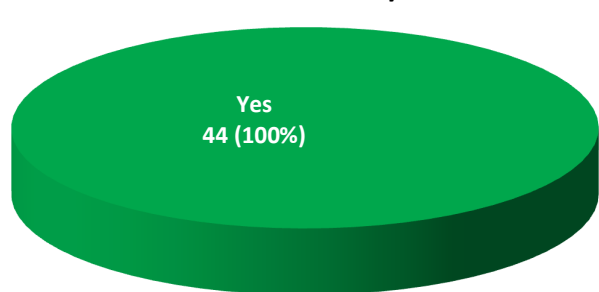
According to Rule 33(1) (JJ Model Rules, 2016), nutrition and diet scale shall be followed by the Child Care Institutions.

Table 28: Meals Provided in accordance with Prescribed Norms/ Diet Scale

Response	Number	Percent
Yes	44	100.0
No	0	0
Total	44	100.0

Based on observation and responses given by the management of CClis.

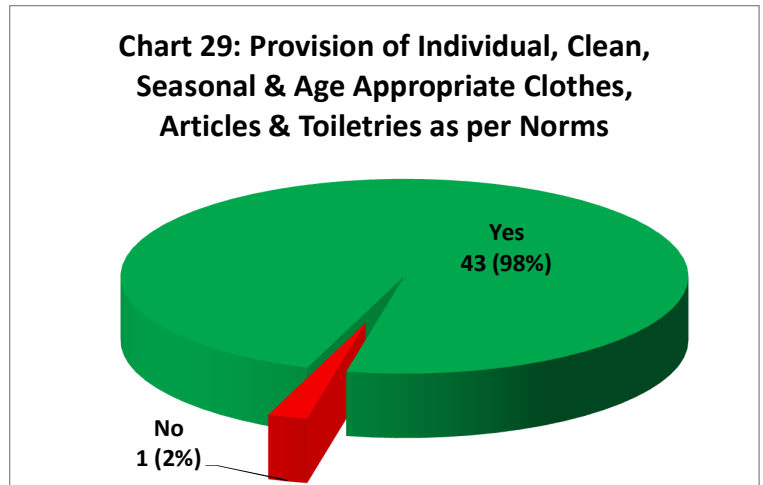
Chart 28: Meals Provided in accordance with Prescribed Norms/ Diet Scale



29. Provision of Individual, Clean, Seasonal & Age Appropriate Clothes, Articles & Toiletries as per Norms

According to Rule 30(1) (JJ Model Rules, 2016), minimum standards for clothing and bedding shall be as per the scale and climatic conditions.

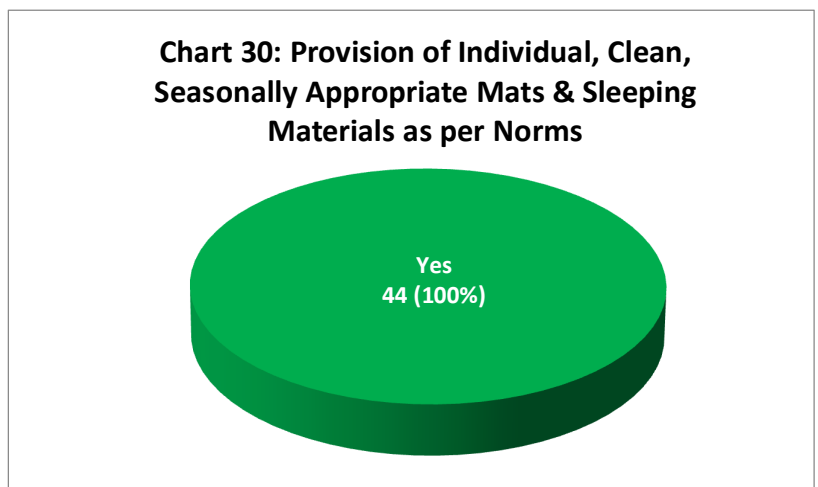
Table 29: Provision of Individual, Clean, Seasonal & Age Appropriate Clothes, Articles & Toiletries as per Norms		
Response	Number	Percent
Yes	43	97.7
No	1	2.3
Total	44	100.0
Based on responses given by the management of CCIs.		



30. Provision of Individual, Clean, Seasonally Appropriate Mats & Sleeping Materials as per Norms

According to Rule 30(1) (JJ Model Rules, 2016), minimum standards for clothing and bedding shall be as per the scale and climatic conditions.

Table 30: Provision of Individual, Clean, Seasonally Appropriate Mats & Sleeping Materials as per Norms		
Response	Number	Percent
Yes	44	100.0
No	0	0
Total	44	100.0
Based on responses given by the management of CCIs.		



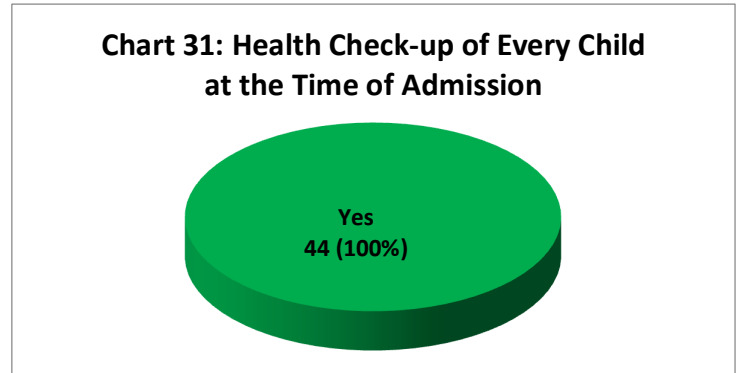
31. Health Check-up of Every Child at the Time of Admission

According to Rule 34[3(i)] (JJ Model Rules, 2016), every Child Care Institution shall arrange for medical examination of each child admitted in an institution by the Medical Officer within twenty-four hours of admission and in special cases or medical emergencies immediately.

Table 31: Health Check-up of Every Child at the Time of Admission
--

Response	Number	Percent
Yes	44	100.0
No	0	0
Total	44	100.0

Based on responses given by the management of CCIs.



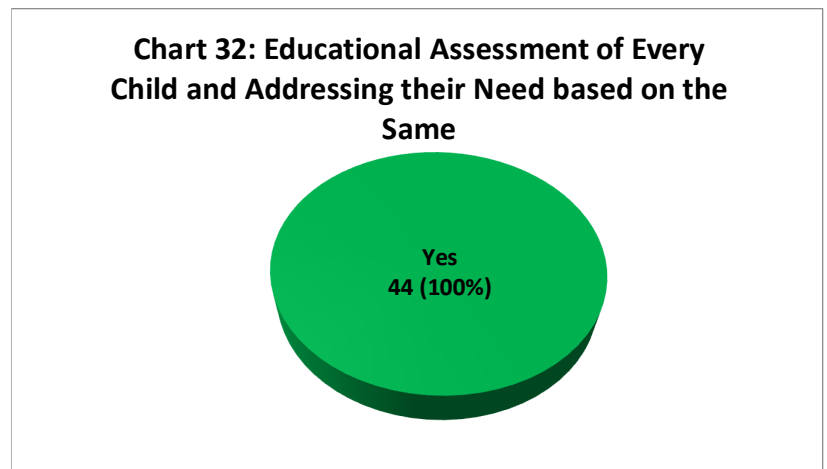
32. Educational Assessment of Every Child and Addressing their Need based on the Same

According to Rule 36(4) (JJ Model Rules, 2016), specialized trainers and experts shall be appointed to cater to the educational needs of children with special needs either physical or mental. Learning disorders shall be identified, assessed and reported in the Individual Care Plan. Further assistance shall be given to the child by trained professionals.

Table 32: Educational Assessment of Every Child and Addressing their Need based on the Same

Response	Number	Percent
Yes	44	100.0
No	0	0
Total	44	100.0

Based on observation, records and responses given by the management of CCIs.



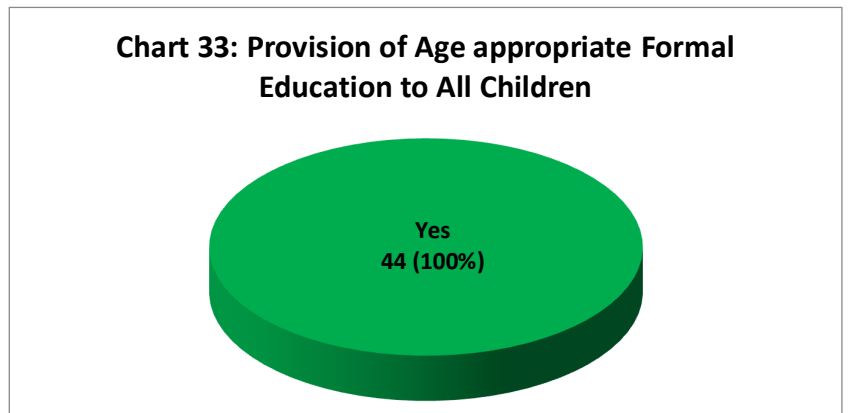
33. Provision of Age-appropriate Formal Education to All Children

According to Rule 36(1) (JJ Model Rules, 2016), every child care institution shall provide education to all children according to the age and ability, both inside the institution and outside, as per requirement.

Table 33: Provision of Age appropriate Formal Education to All Children

Response	Number	Percent
Yes	44	100.0
No	0	0
Total	44	100.0

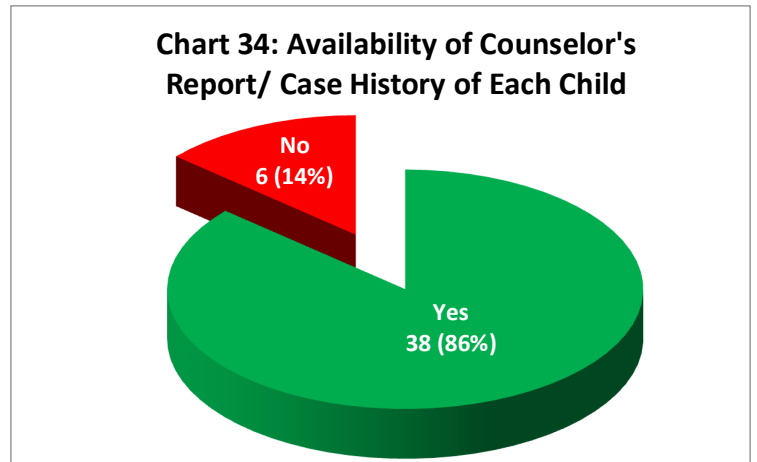
Based on responses given by the management of CCIs.



34. Availability of Counselor's Report/ Case History of Each Child

- According to Rule 73[3(v)], every Child Care Institution shall maintain Case History form of each child under the JJ Model rules, 2016.
- According to Rule 73[3(vii)], every Child Care Institution shall maintain Counselor’s report of each child under the JJ Model rules, 2016.

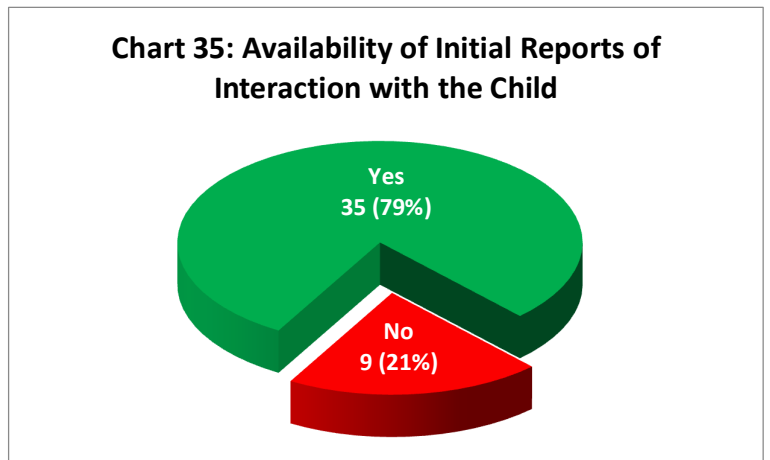
Table 34: Availability of Counselor's Report/ Case History of Each Child		
Response	Number	Percent
Yes	38	86.4
No	6	13.6
Total	44	100.0
Based on records of CCIs.		



35. Availability of Initial Reports of Interaction with the Child

According to Rule 73[1(ix)], every Child Care Institution shall maintain initial reports of interaction with the child under the JJ Model rules, 2016.

Table 35: Availability of Initial Reports of Interaction with the Child		
Response	Number	Percent
Yes	35	79.5
No	9	20.5
Total	44	100.0
Based on records of CCIs.		

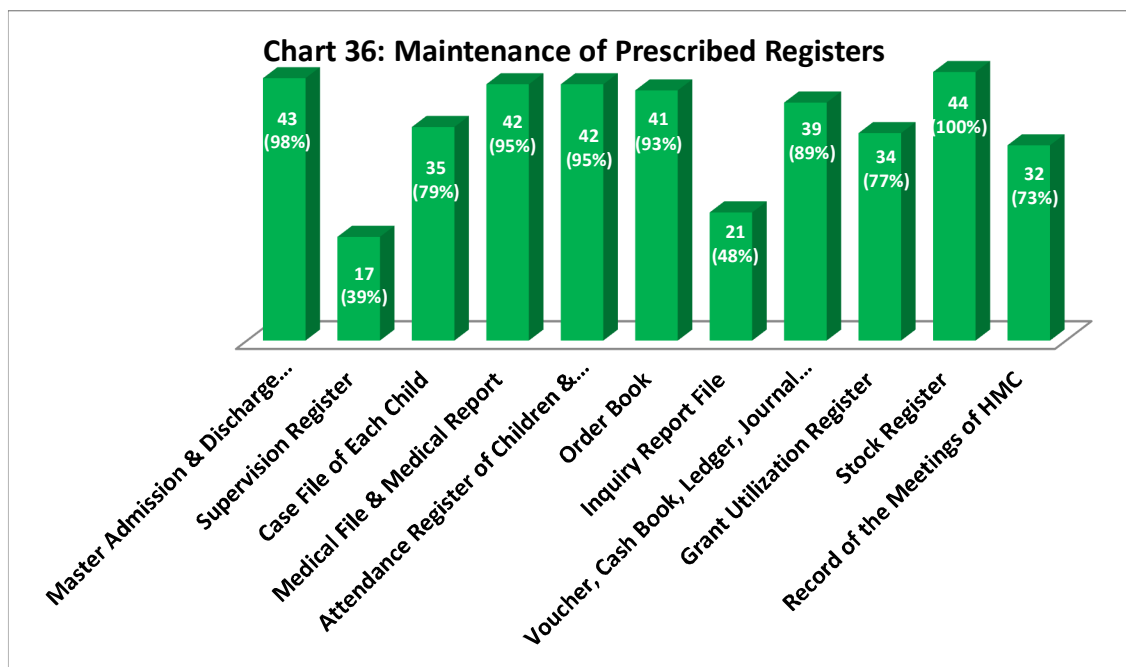


36. Maintenance of Prescribed Registers

According to Rule 77(1), the Person-In-Charge shall maintain registers and forms under the JJ Model rules, 2016.

Table 36: Maintenance of Prescribed Registers		
Prescribed Registers	Count	%
Master Admission & Discharge Register	43	97.7%
Supervision Register	17	38.6%
Case File of Each Child	35	79.5%
Medical File & Medical Report	42	95.5%
Attendance Register of Children & Staff	42	95.5%

Order Book	41	93.2%
Inquiry Report File	21	47.7%
Voucher, Cash Book, Ledger, Journal & Annual Accounts	39	88.6%
Grant Utilization Register	34	77.3%
Stock Register	44	100.0%
Record of the Meetings of HMC	32	72.7%
The total of percentages may exceed 100 due to multiple responses. Based on records of CCIs.		

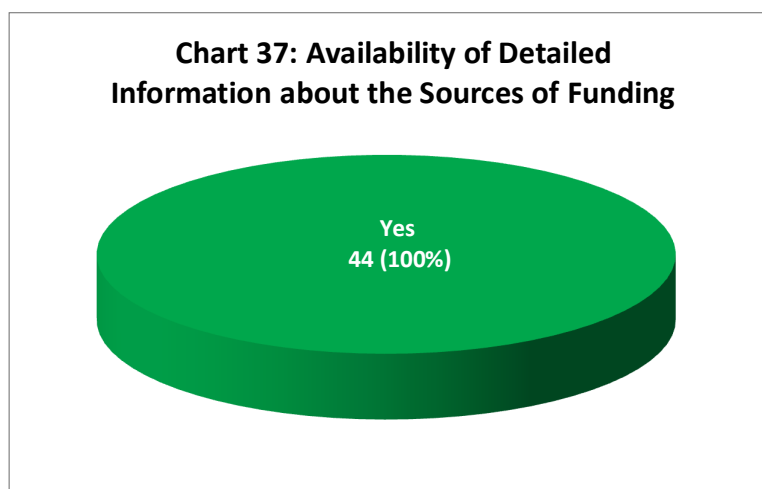


37. Availability of Detailed Information about the Sources of Funding

Table 37: Availability of Detailed Information about the Sources of Funding

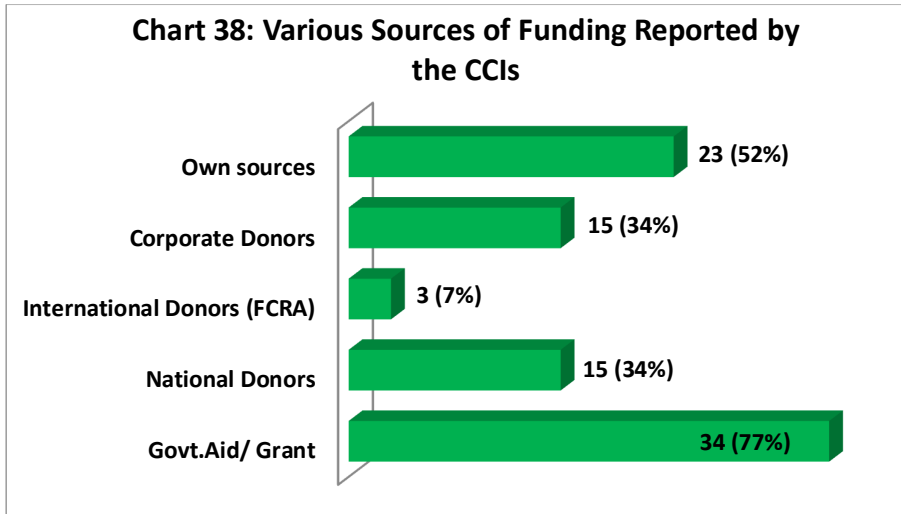
Response	Number	Percent
Yes	44	100.0
No	0	0
Total	44	100.0

Based on records of CCIs.



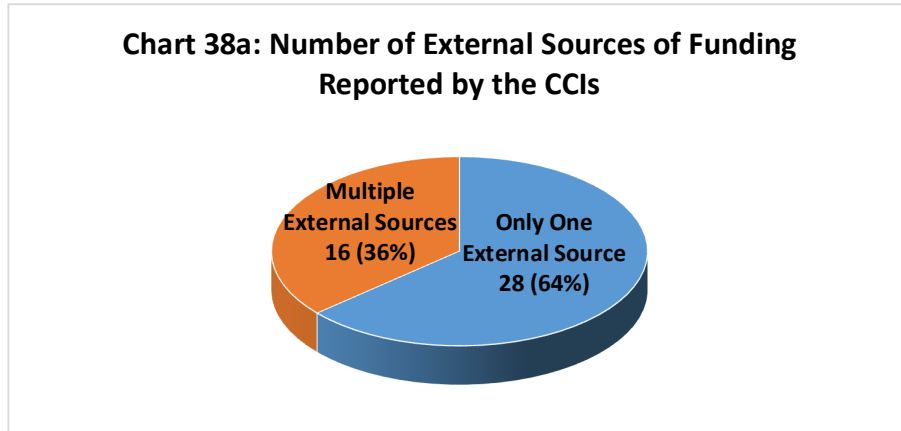
38. Various Sources of Funding Reported by the CCIs

Table 38: Various Sources of Funding Reported by the CCI's		
Sources of Funding	Yes	
	Count	%
Govt. Aid/ Grant	34	77.3%
National Donors	15	34.1%
International Donors (FCRA)	3	6.8%
Corporate Donors	15	34.1%
Own sources	23	52.3%
The total of percentages may exceed 100 due to multiple responses. Based on responses given by the management of CCI's.		



38a. Number of External Sources of Funding Reported by the CCI's

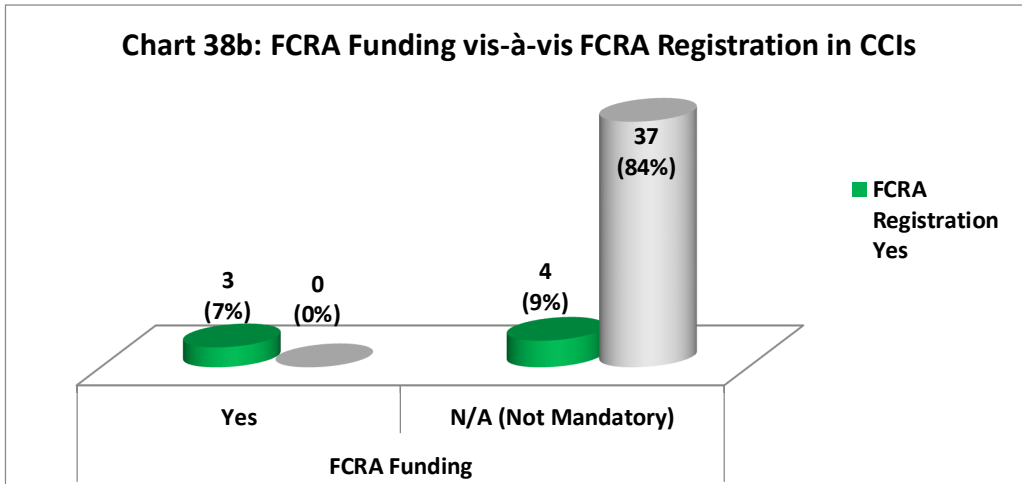
Table 38a: Number of External Sources of Funding Reported by the CCI's		
Number of External Sources of Funding	Yes	
	Count	%
Only One External Source	28	63.6
Multiple External Sources	16	36.4
Total	44	100.0
Based on records of CCI's.		



38b. FCRA Funding vis-à-vis FCRA Registration in CCIs

		FCRA Funding		Total
		Yes	N/A (Not Mandatory)	
FCRA Registration	Yes	3	4	7
	N/A (Not Mandatory)	0	37	37
Total		3	41	44

Based on records of CCIs.

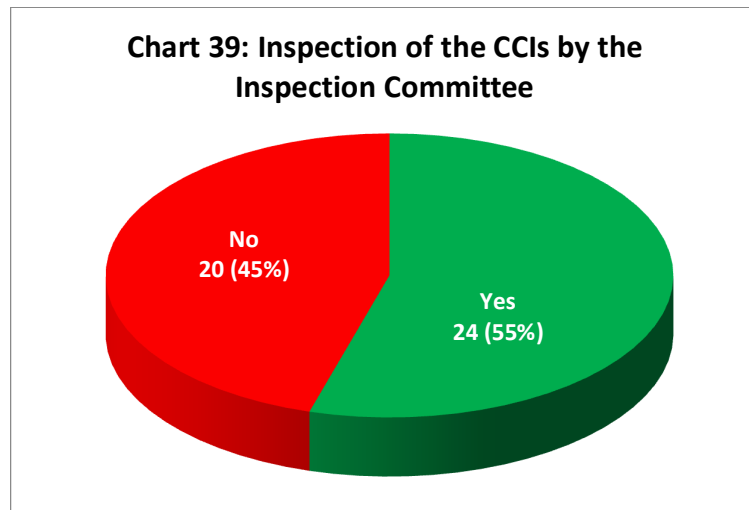


39. Inspection of the CCIs by the Inspection Committee

According to Rule 73(4), the State Inspection Committee shall carry out random inspections of the institutions housing children to determine whether such institution is housing children in need of care and protection.

Response	Number	Percent
Yes	24	54.5
No	20	45.5
Total	44	100.0

Based on records of CCIs.

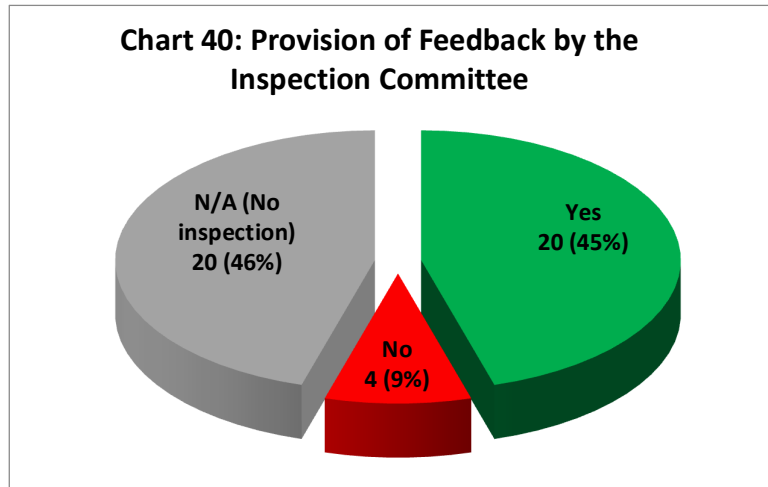


40. Provision of Feedback by the Inspection Committee

According to Rule 73(4), the State Inspection Committee shall carry out random inspections of the institutions housing children to determine whether such institution is housing children in need of care and protection.

Response	Number	Percent
Yes	20	45.5
No	4	9.1
N/A (No inspection)	20	45.5
Total	44	100.0

Based on records of CCIs.

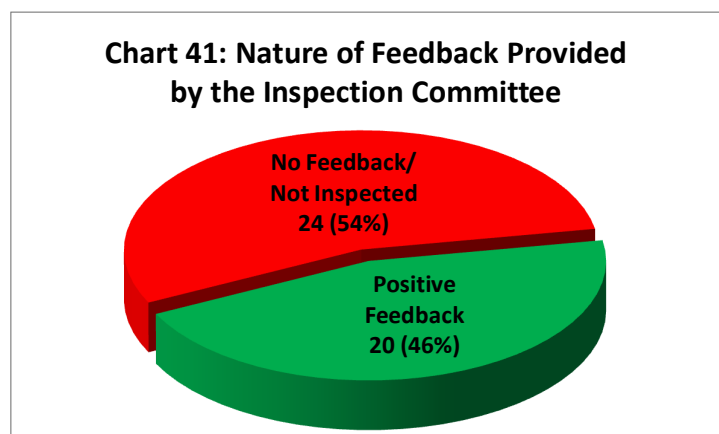


41. Nature of Feedback Provided by the

Feedback	Number	Percent
Positive Feedback	20	45.5
Negative Feedback	0	0
No Feedback/ Not Inspected	24	54.5
Total	44	100.0

Based on observation and records of CCIs.

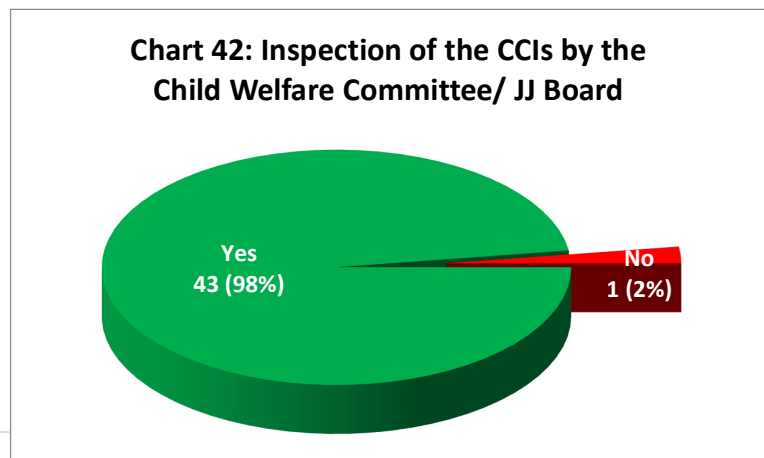
Inspection Committee



42. Inspection of the CCIs by the Child Welfare Committee/ JJ Board

Response	Number	Percent
Yes	43	97.7
No	1	2.3
Total	44	100.0

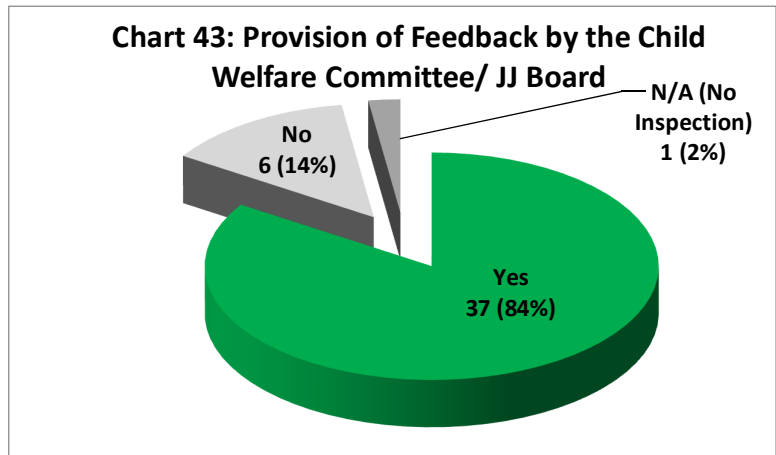
Based on records of CCIs.



43. Provision of Feedback by the Child Welfare Committee/ JJ Board

Response	Number	Percent
Yes	37	84.1
No	6	13.6
N/A (No Inspection)	1	2.3
Total	44	100.0

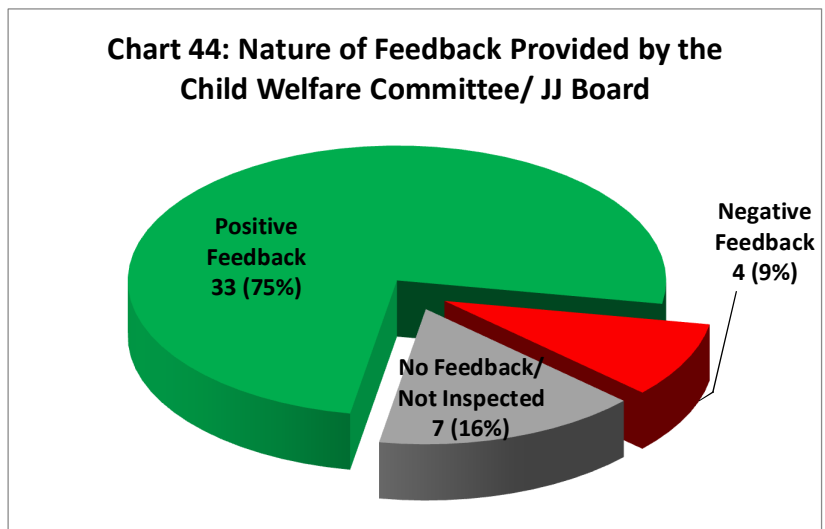
Based on records of CCIs.



44. Nature of Feedback Provided by the Child Welfare Committee/ JJ Board

Feedback	Number	Percent
Positive Feedback	33	75.0
Negative Feedback	4	9.1
No Feedback/ Not Inspected	7	15.9
Total	44	100.0

Based on records of CCIs.

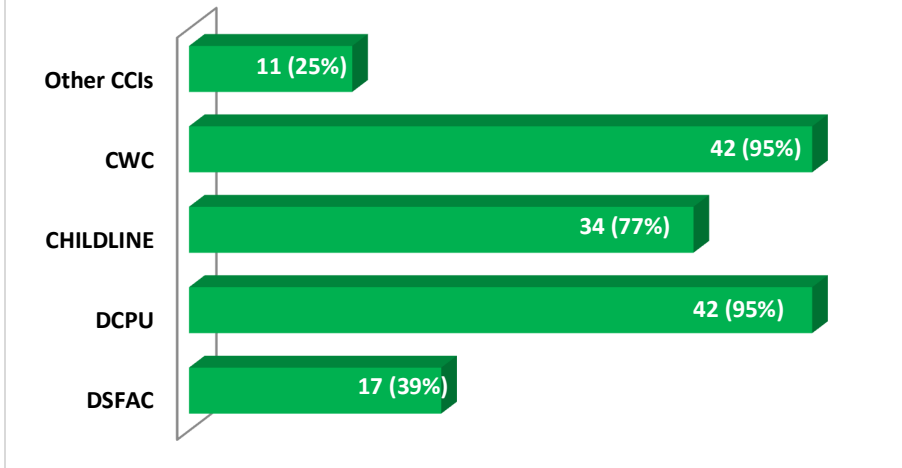


45. Established Linkages of CCIs for Restoration & Rehabilitation of Children

Linkage	Count	%
Other CCIs	11	25.0%
CWC	42	95.5%
CHILDLINE	34	77.3%
DCPU	42	95.5%
DSFAC	17	38.6%

The total of percentages may exceed 100 due to multiple responses.
Based on records and responses given by the management of CCIs.

Chart 45: Established Linkages of CCIs for Restoration & Rehabilitation of Children



* * * *

