



State Report : Madhya Pradesh (Key Findings at a Glance)

Submitted to :

National Commission for
Protection of Child Rights,
5th Floor, Chanderlok Building,
36, Janpath,
New Delhi 110001

Submitted by :

AMS

Research | Consulting | Training

15, Laxmanpuri, Faizabad Road, Lucknow-226016

Phone : 0522-2350825; 2352492; Fax No. : 0522 - 2350466

Email - ams@amsindia.org; Web. : www.amsindia.org

State Report : Madhya Pradesh (Key Findings at a Glance)

Submitted to :

National Commission for
Protection of Child Rights,
5th Floor, Chanderlok Building,
36, Janpath,
New Delhi 110001

Submitted by :

AMS

Research | Consulting | Training

15, Laxmanpuri, Faizabad Road, Lucknow-226016

Phone : 0522-2350825; 2352492; Fax No. : 0522 - 2350466

Email - ams@amsindia.org; Web : www.amsindia.org

Contents: List of Tables

Table -1 : Type of CCIs	1
Table -2 : Distribution of CCIs by the Gender of Children	1
Table -3 : Type of Management of CCI	2
Table -4 : Registration of CCIs under SR/ Trust/ Companies Act	3
Table -5 : Registration of CCIs under JJ Act.....	3
Table -6 : Constitution of Management Committee (MC)	4
Table -7 : MC Meetings Conducted as per JJ Act	4
Table -8 : Proportion of CCIs having Adequate Staffing as per JJ Act.....	5
Table -9 : Training Organized for the Staff on Key Topics	6
Table -10 : Physical Infrastructure as per JJ Act.....	6
Table -11 : Display of Essential Details.....	7
Table -12 : Availability of Clear Guidelines regarding Access of Staff/ Visitors in Identified Areas	8
Table -13 : Privacy in Toilets and Bathing Areas	9
Table -14 : Availability of Basic Emergency Medical Care Equipment	9
Table -15 : Availability of Child Friendly Exclusive Bathrooms/ Bathing Areas as per Norms .	10
Table -16 : Availability of Child Friendly Exclusive Toilets as per Norms.....	10
Table -17 : Availability of Safe & Purified Drinking Water Storage	11
Table -18 : Availability and Accessibility of Enough/ Safe Toys for Children	11
Table -19 : Availability and Provision of Individual Beds to Children	11
Table -20 : Segregation of Children according to Age-Group for Stay & Activities.....	12
Table -21 : Availability of Written Child Protection Policy.....	13
Table -22 : Adherence to the Child Protection Policy by Staff & Management.....	13
Table -23 : Availability of Grievance Redressal Mechanisms.....	14
Table -24 : Adequate Measures to Prevent Any Form of Physical/ Emotional Abuse of Children that Results in Mental or Physical Pain/ Discomfort/ Trauma	15
Table -25 : Following of a Daily Routine of Activities	15

Table -26: Daily routine Prepared in Consultation with the Children's Committee and/ or with Children's Participation	16
Table -27 : Meals Planned in Consultation with Children	17
Table -28 : Meals Provided in accordance with Prescribed Norms/ Diet Scale	17
Table -29 : Provision of Individual, Clean, Seasonal & Age Appropriate Clothes, Articles & Toiletries as per Norms	18
Table -30 : Provision of Individual, Clean, Seasonally Appropriate Mats & Sleeping Materials as per Norms	18
Table -31: Health Check-up of Every Child at the Time of Admission	18
Table -32 : Educational Assessment of Every Child and Addressing their Need based on the Same	19
Table -33 : Provision of Age appropriate Formal Education to All Children	20
Table -34 : Availability of Counselor's Report/ Case History of Each Child	21
Table -35: Availability of Initial Reports of Interaction with the Child	21
Table -36 : Maintenance of Prescribed Registers	21
Table -37: Availability of Detailed Information about the Sources of Funding.....	22
Table -38: Various Sources of Funding Reported by the CCIs	23
Chart -38a: Number of Sources of Funding Reported by the CCIs.....	23
Chart -38b : FCRA Funding vis-à-vis FCRA Registration in CCIs	24
Table -39 : Inspection of the CCIs by the Inspection Committee.....	25
Table -40 : Provision of Feedback by the Inspection Committee	25
Table -41 : Nature of Feedback Provided by the Inspection Committee	26
Table -42: Inspection of the CCIs by the Child Welfare Committee/ JJ Board.....	26
Table -43 : Provision of Feedback by the Child Welfare Committee/ JJ Board.....	27
Table -44 : Nature of Feedback Provided by the Child Welfare Committee/ JJ Board	27
Table -45 : Established Linkages of CCIs for Restoration & Rehabilitation of Children.....	28

Contents: List of Charts

Chart -1 : Type of CCIs	1
Chart -2 : Distribution of CCIs by the Gender of Children	2
Chart -3 : Type of Management of CCI	2
Chart -4 : Registration of CCIs under SR/ Trust/ Companies Act	3
Chart -5 : Registration of CCIs under JJ Act.....	3
Chart -6 : Constitution of Management Committee (MC)	4
Chart -7 : MC Meetings Conducted as per JJ Act	4
Chart -8 : Proportion of CCIs having Adequate Staffing as per JJ Act.....	5
Chart -9 : Training Organized for the Staff on Key Topics	6
Chart -10 : Physical Infrastructure as per JJ Act.....	7
Chart -11 : Display of Essential Details.....	8
Chart -12 : Availability of Clear Guidelines regarding Access of Staff/ Visitors in Identified Areas	8
Chart -13 : Privacy in Toilets and Bathing Areas	9
Chart -14 : Availability of Basic Emergency Medical Care Equipment	9
Chart -15 : Availability of Child Friendly Exclusive Bathrooms/ Bathing Areas as per Norms .	10
Chart -16 : Availability of Child Friendly Exclusive Toilets as per Norms.....	10
Chart -17 : Availability of Safe & Purified Drinking Water Storage	11
Chart -18 : Availability and Accessibility of Enough/ Safe Toys for Children	11
Chart -19 : Availability and Provision of Individual Beds to Children	12
Chart -20 : Segregation of Children according to Age-Group for Stay & Activities.....	12
Chart -21 : Availability of Written Child Protection Policy.....	13
Chart -22 : Adherence to the Child Protection Policy by Staff & Management.....	13
Chart -23 : Availability of Grievance Redressal Mechanisms.....	14
Chart -24 : Adequate Measures to Prevent Any Form of Physical/ Emotional Abuse of Children that Results in Mental or Physical Pain/ Discomfort/ Trauma	15
Chart -25 : Following of a Daily Routine of Activities	16

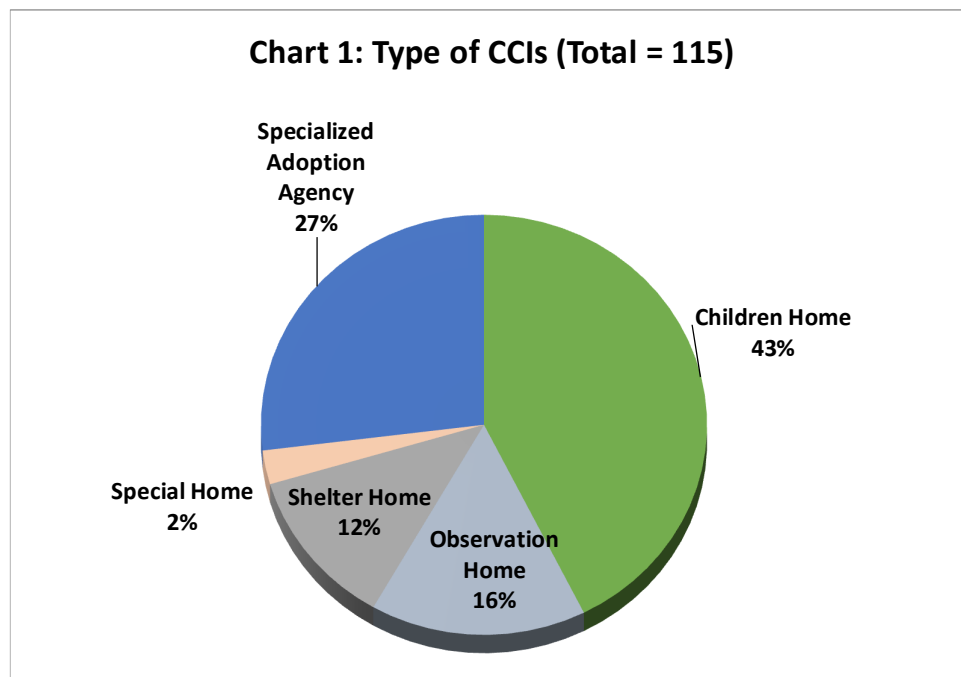
Chart -26: Daily routine Prepared in Consultation with the Children's Committee and/ or with Children's Participation	16
Chart -27 : Meals Planned in Consultation with Children	17
Chart -28 : Meals Provided in accordance with Prescribed Norms/ Diet Scale	17
Chart -29 : Provision of Individual, Clean, Seasonal & Age Appropriate Clothes, Articles & Toiletries as per Norms	18
Chart -30 : Provision of Individual, Clean, Seasonally Appropriate Mats & Sleeping Materials as per Norms	18
Chart -31: Health Check-up of Every Child at the Time of Admission	19
Chart -32 : Educational Assessment of Every Child and Addressing their Need based on the Same	20
Chart -33 : Provision of Age appropriate Formal Education to All Children	20
Chart -34 : Availability of Counselor's Report/ Case History of Each Child	21
Chart -35: Availability of Initial Reports of Interaction with the Child	21
Chart -36 : Maintenance of Prescribed Registers	21
Chart -37: Availability of Detailed Information about the Sources of Funding.....	23
Chart -38: Various Sources of Funding Reported by the CCIs	23
Chart -38a: Number of Sources of Funding Reported by the CCIs.....	23
Chart -38b : FCRA Funding vis-à-vis FCRA Registration in CCIs	24
Chart -39 : Inspection of the CCIs by the Inspection Committee.....	25
Chart -40 : Provision of Feedback by the Inspection Committee	25
Chart -41 : Nature of Feedback Provided by the Inspection Committee	25
Chart -42: Inspection of the CCIs by the Child Welfare Committee/ JJ Board.....	26
Chart -43 : Provision of Feedback by the Child Welfare Committee/ JJ Board.....	27
Chart -44 : Nature of Feedback Provided by the Child Welfare Committee/ JJ Board	27
Chart -45 : Established Linkages of CCIs for Restoration & Rehabilitation of Children.....	28

1. Type of CCIs (Total = 115)

There are five types of Juvenile Justice Institutions/ Child Care Institutions (CCI) that exist in India – Children’s Home/ Fit Facility, Shelter Home/ Open Shelter, Specialized Adoption Agency, Observation Home, and Special Home/ Place of Safety. The following table (Table 1) gives the CCI wise break-up for the state of Madhya Pradesh.

CCI Type	Count	%
Children Home	49	42.6%
Observation Home	18	15.7%
Shelter Home	14	12.2%
Special Home	3	2.6%
Specialized Adoption Agency	31	27.0%

Based on observation and records of CCIs.



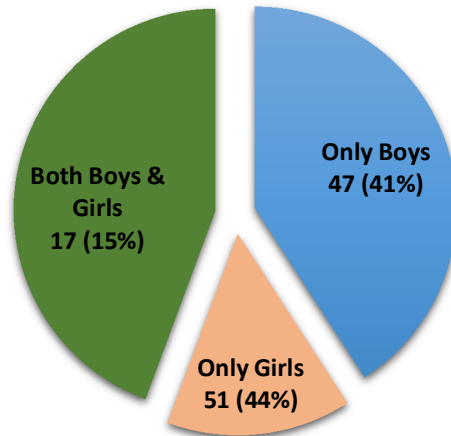
2. Distribution of CCIs by the Gender of Children

Madhya Pradesh has a total of 115 CCIs for accommodating children; either girls or boys or both. The Table below (Table 2) gives details of the distribution of CCIs by the gender of the children.

Gender Type	Number	Percent
Only Boys	47	40.9
Only Girls	17	14.8
Both Boys & Girls	51	44.3
Total	115	100.0

Based on observation and records of CCIs.

Chart 2: Distribution of CCIs by the Gender of Children



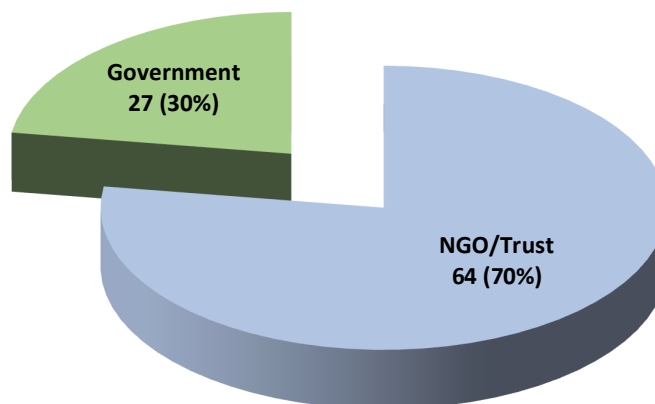
3. Type of Management of CCI

As per the provisions laid out under Section 50(1) of JJ Act 2015, CCIs could be established by every district or group of districts, either by itself or through voluntary or non-governmental organizations. The CCI wise break-up on basis of type of management is tabulated below (Table 3).

Management Type	Number	Percent
NGO, Trust	89	77.4
Government	26	22.6
Total	115	100.0

Based on responses of the management of CCIs.

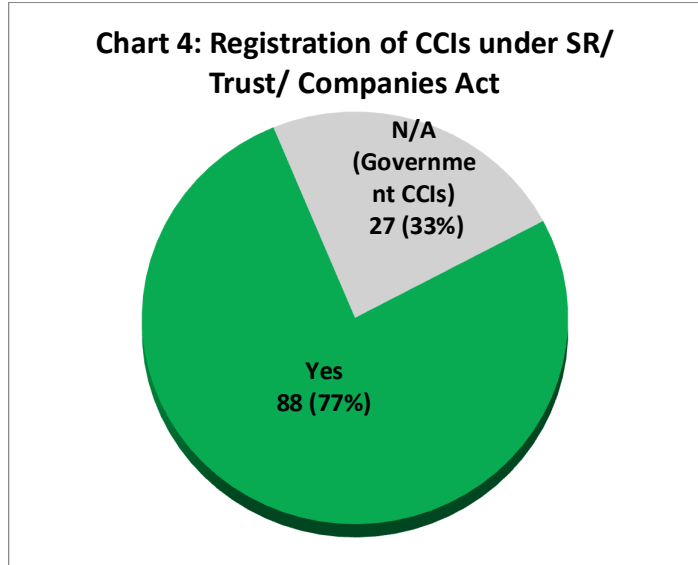
Chart 3: Type of Management of CCI



4. Registration of CCI under SR/ Trust/ Companies Act

Response	Number	Percent
Yes	88	76.5
N/A* (Government CCIs)	27	23.5
Total	115	100.0

*: Government CCIs need not be registered under SR/ Trust/ Companies Act.
Based on records and responses given by the management of CCIs.

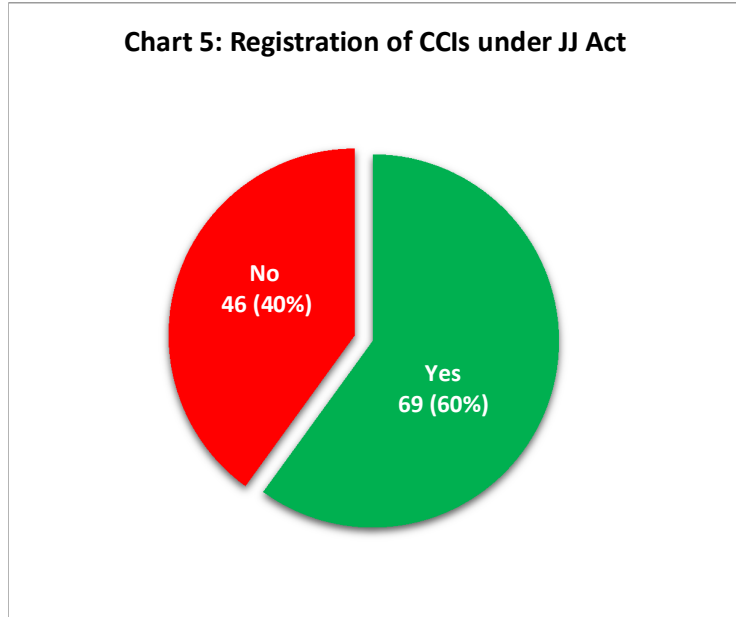


5. Registration of CCIs under JJ Act

According to Rule 21 (JJ Model Rules, 2016) and Section 41 (JJ Act, 2015), at the time of registration, the State Government shall determine and record capacity & purpose of the institution; and shall register the institution as a Children’s Home/ Open Shelter/ Specialized Adoption Agency/ Observation Home/ Special Home (Place of Safety), as the case may be.

Response	Number	Percent
Yes	69	60.0
No	46	40.0
Total	115	100.0

Based on records and responses given by the management of CCIs.

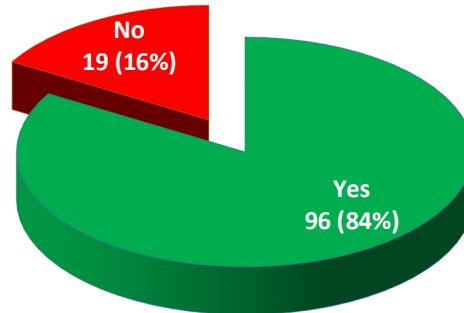


6. Constitution of Management Committee (MC):

According to the JJ Model Rules, 2016; Rule 39(1), every Child Care Institution shall have a Management Committee for the management of the institution and monitoring the progress of every child.

Response	Number	Percent
Yes	96	83.5
No	19	16.5
Total	115	100.0
Based on responses given by the management of CCIs.		

Chart 6: Constitution of Management Committee (MC)

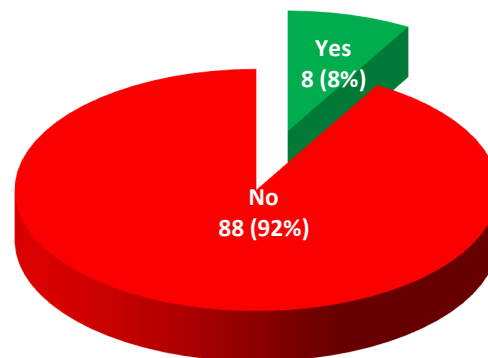


7. MC Meetings Conducted as per JJ Act

According to the JJ Model Rules, 2016; Rule 39(4), the Management Committee shall meet at least once every month to consider and review the functioning of Child Care Institution.

MC Meetings Conducted as per JJ Act	Number	Percent
Yes	8	8.3
No	88	91.7
Total	96	100.0
*: Total number of CCIs where MC was formed. Based on responses given by the management of CCIs.		

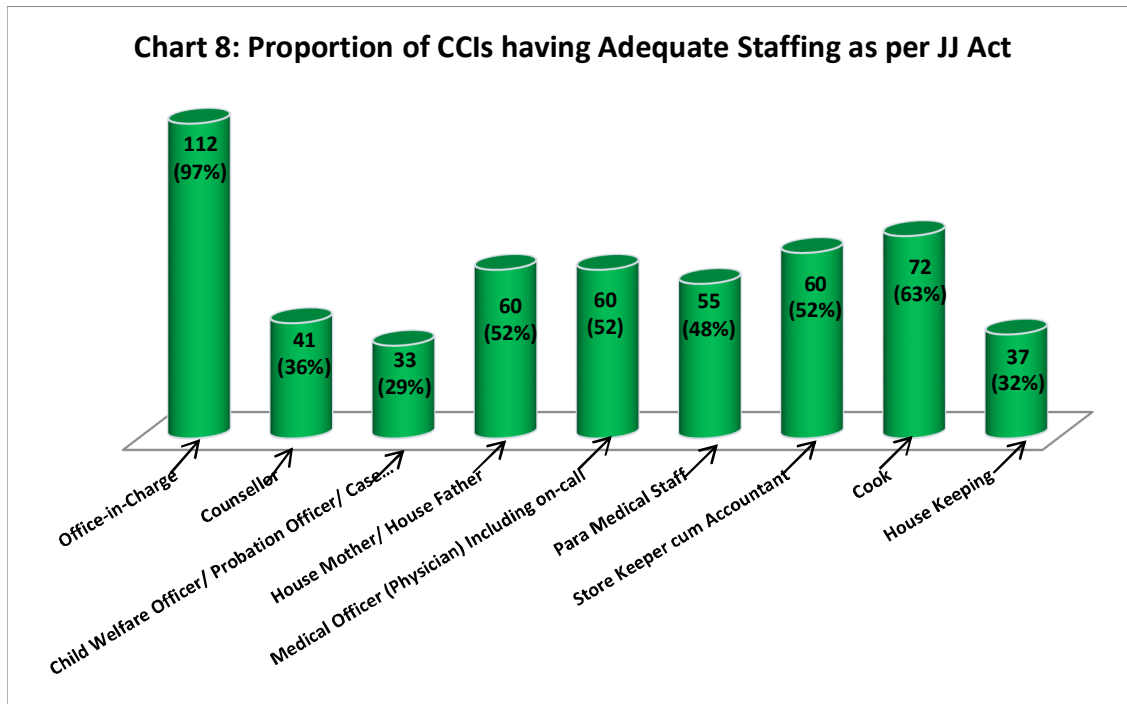
Chart 7: MC Meetings Conducted as per JJ Act



8. Proportion of CCIs having Adequate Staffing as per JJ Act

According to the JJ Model Rules, 2016, staffing pattern for a Child Care Institution has been specified in Rule 26(7). The number of posts in each category of staff shall be fixed on the basis of capacity of the institution and shall proportionately increase with the increase in the capacity of the institution [Rule 26(3)]. Abiding by these rules, the staffing pattern was thus adjusted for Child Care Institutions covered in this study.

Table 8 : Proportion of CCIs having Adequate Staffing as per JJ Act		
Staff Personnel	Yes	
	Count	%
Office-in-Charge	112	97.4%
Counsellor	41	35.7%
Child Welfare Officer/ Probation Officer/ Case Worker	33	28.7%
House Mother/ House Father	60	52.2%
Medical Officer (Physician) Including on-call	60	52.2%
Para Medical Staff	55	47.8%
Store Keeper cum Accountant	66	57.4%
Cook	72	62.6%
House Keeping	37	32.2%
The total of percentages may exceed 100 due to multiple responses. Based on observation and records of CCIs.		

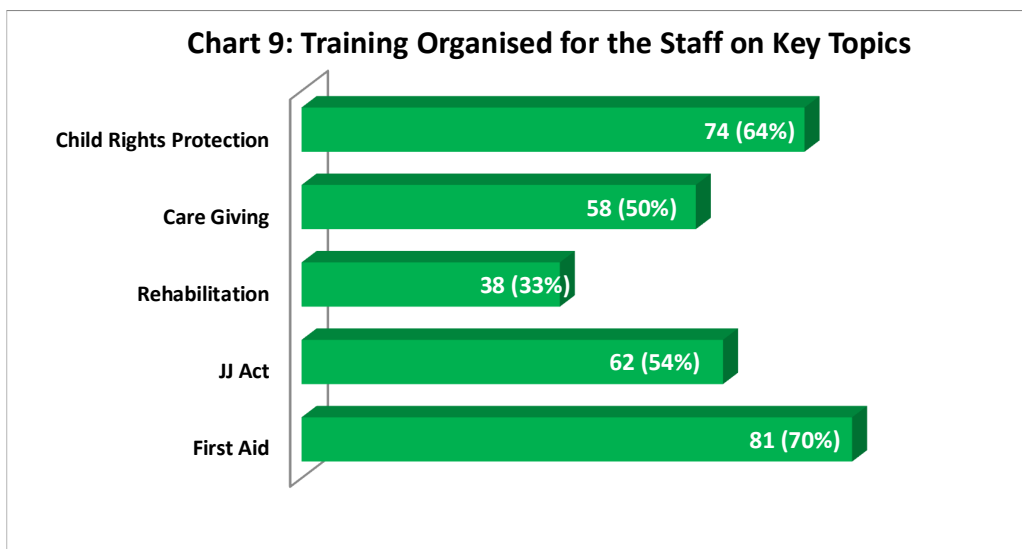


9. Training Organized for the Staff on Key Topics

According to Rule 89(1) [JJ Model Rules, 2016], the State Government shall provide for training of personnel appointed under the Act and the rules and each category of staff, keeping in view with

their statutory responsibilities and specific job requirements. In addition, Rule 34[3(vi)] suggests that every institution to have first aid kit and all staff to be trained in handling first aid.

Key Topics	Yes	
	Count	%
Child Rights Protection	74	64.3%
Care Giving	58	50.4%
Rehabilitation	38	33.0%
JJ Act	62	53.9%
First Aid	81	70.4%
The total of percentages may exceed 100 due to multiple responses. Based on records of CCIs.		

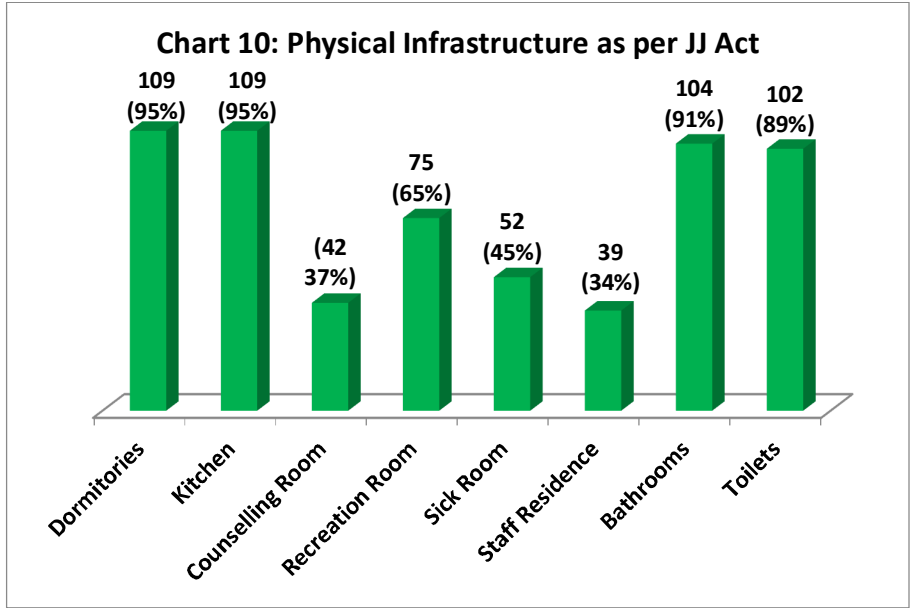


10. Physical Infrastructure as per JJ Act

According to Rule 10(i) (JJ Model Rules, 2016), all institutions shall make provision of first-aid kit, fire extinguishers in kitchen, recreation room, dormitories, store rooms and counseling room.

Physical Infrastructure	Yes	
	Count	%
Dormitories	109	94.8%
Kitchen	109	94.8%
Counseling Room	42	36.5%
Recreation Room	75	65.2%
Sick Room	52	45.2%
Staff Residence	39	33.9%
Bathrooms	104	90.4%

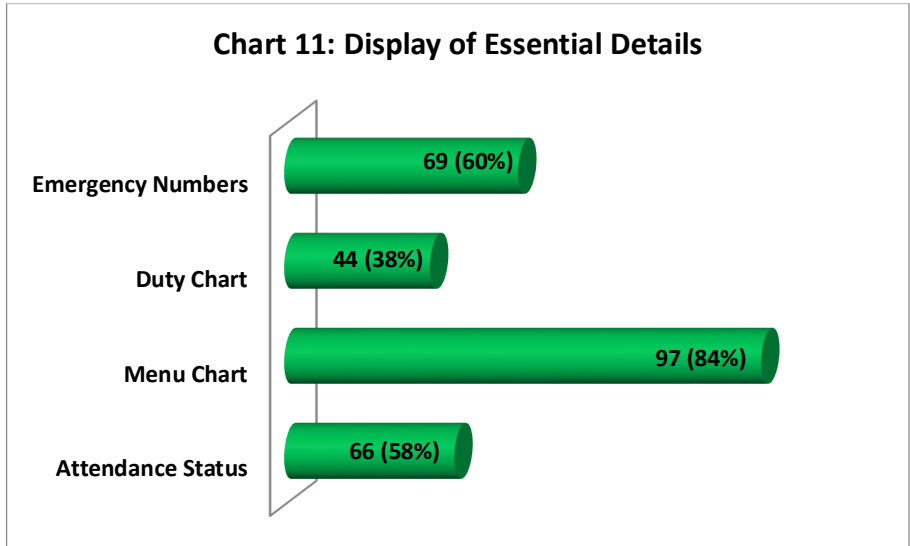
Toilets	102	88.7%
The total of percentages may exceed 100 due to multiple responses. Based on observation of CCIs.		



11. Display of Essential Details

- According to Rule 67[5(iii)] (JJ Model Rules, 2016), a duty roster shall be prepared and displayed at some prominent place in the premises of the Child Care Institution by the Person-in-charge.
- According to Rule 33(5) (JJ Model Rules, 2016), the menu for the day shall be prepared in consultation with the Children’s Committee and shall be displayed in the dining hall.
- According to Rule 77(1) (JJ Model Rules, 2016), the Person-In-Charge shall maintain registers and forms under the JJ Model rules, 2016.
- According to Rule 36(5) (JJ Model Rules, 2016), regularity of the education programme and attendance of the children shall be ensured.

Essential Details	Yes	
	Count	%
Emergency Numbers	69	60.0%
Duty Chart	44	38.3%
Menu Chart	97	84.3%
Attendance Status	66	57.4%
The total of percentages may exceed 100 due to multiple responses. Based on observation of CCIs.		



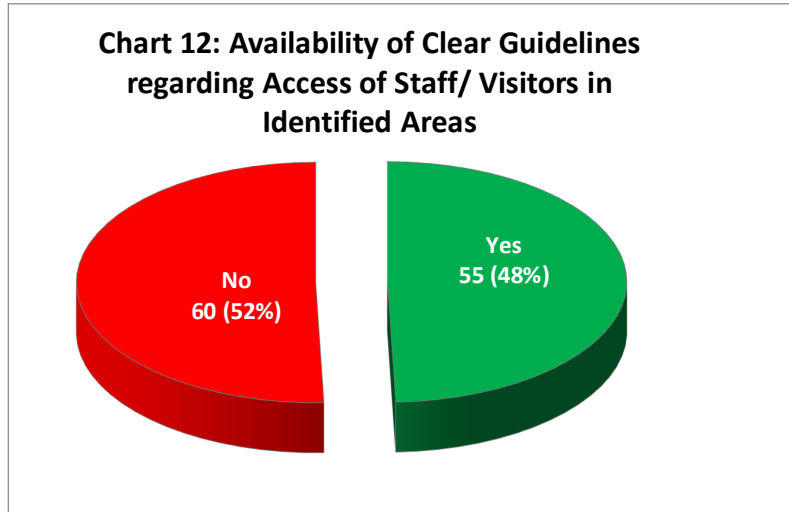
12. Availability of Clear Guidelines regarding Access of Staff/ Visitors in Identified Areas

According to Rule 78(5), the Person-In-Charge shall take all steps to inform the visitors to maintain the dignity of the children.

Table 12: Availability of Clear Guidelines regarding Access of Staff/ Visitors in Identified Areas

Response	Number	Percent
Yes	55	47.8
No	60	52.2
Total	115	100.0

Based on observation of CCIs.

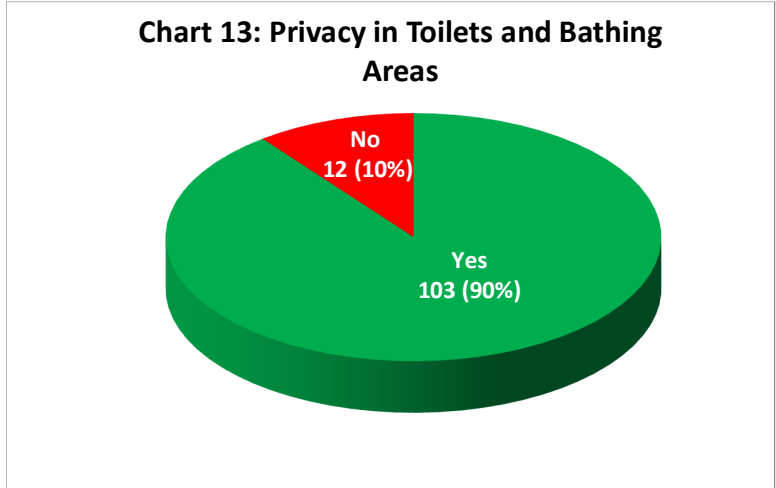


13. Privacy in Toilets and Bathing Areas

According to Rule 67(12) [JJ Model Rules, 2016], Closed Circuit Television cameras may be installed at all key points such as all entry and exit points to the Child Care Institution, reception, corridors, kitchen, pantry or store room, dormitories, entry and exit points of the washrooms with due regard to the privacy and dignity of the children.

Response	Number	Percent
Yes	103	89.6
No	12	10.4
Total	115	100.0

Based on observation of CCIs.

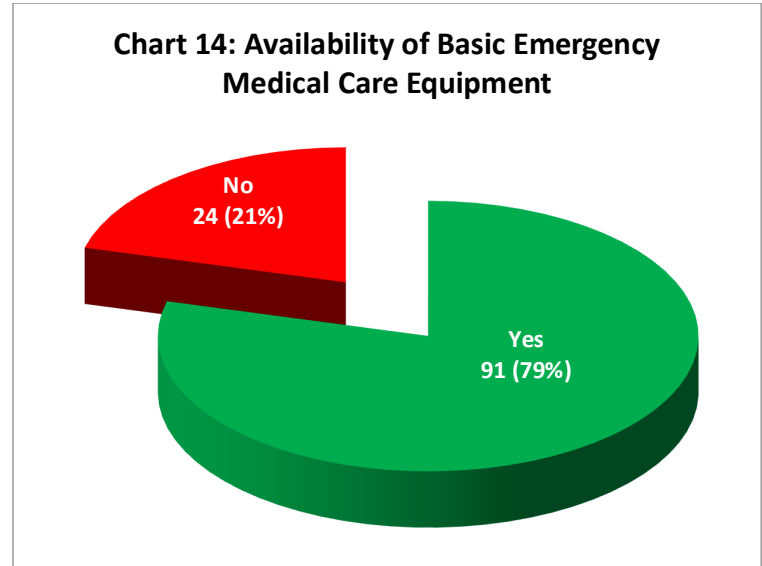


14. Availability of Basic Emergency Medical Care Equipment

According to Rule 34(6) [JJ Model Rules, 2016], the State Government through the District Child Protection Unit shall make provisions for those children diagnosed with special problems such as hormonal problems, immuno-compromised diseases, physical and mental disabilities on the recommendation of the medical officer.

Response	Number	Percent
Yes	91	79.1
No	24	20.9
Total	115	100.0

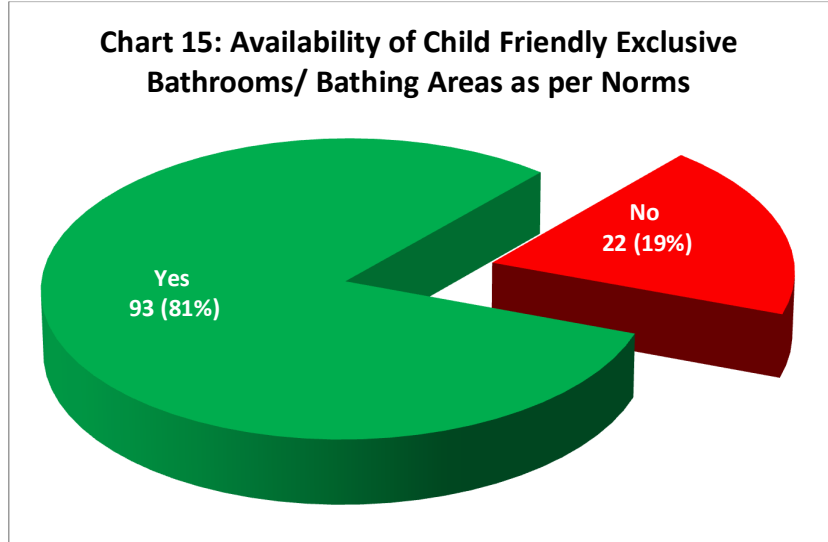
Based on observation of CCIs.



15. Availability of Child Friendly Exclusive Bathrooms/ Bathing Areas as per Norms

According to Rule 31[1(viii)] (JJ Model Rules, 2016), every Child Care Institution shall have sufficient number of well-lit and airy bathrooms with proper fittings in the proportion of at least one bath room for ten children.

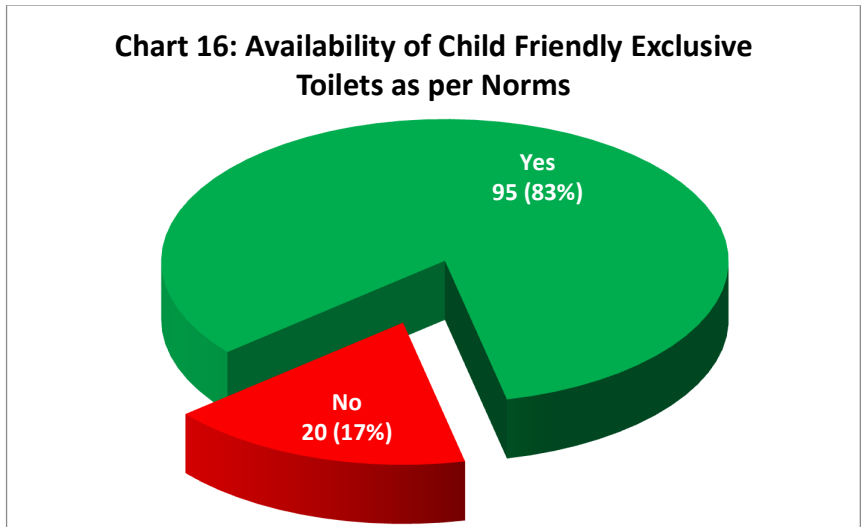
Table 15: Availability of Child Friendly Exclusive Bathrooms/ Bathing Areas as per Norms		
Response	Number	Percent
Yes	93	80.9
No	22	19.1
Total	115	100.0
Based on observation of CCIs.		



16. Availability of Child Friendly Exclusive Toilets as per Norms

According to Rule 31[1(vii)] (JJ Model Rules, 2016), every Child Care Institution shall have sufficient number of well-lit and airy toilets with proper fittings in the proportion of at least one toilet for seven children.


Table 16: Availability of Child Friendly Exclusive Toilets as per Norms		
Response	Number	Percent
Yes	95	82.6
No	20	17.4
Total	115	100.0
Based on observation of CCIs.		



17. Availability of Safe & Purified Drinking Water Storage

According to Rule 31[1(i)] (JJ Model Rules, 2016), every Child Care Institution shall have sufficient treated drinking water; water filters or RO shall be installed at multiple locations in the premises for easy access such as kitchen, dormitory, recreational rooms etc.

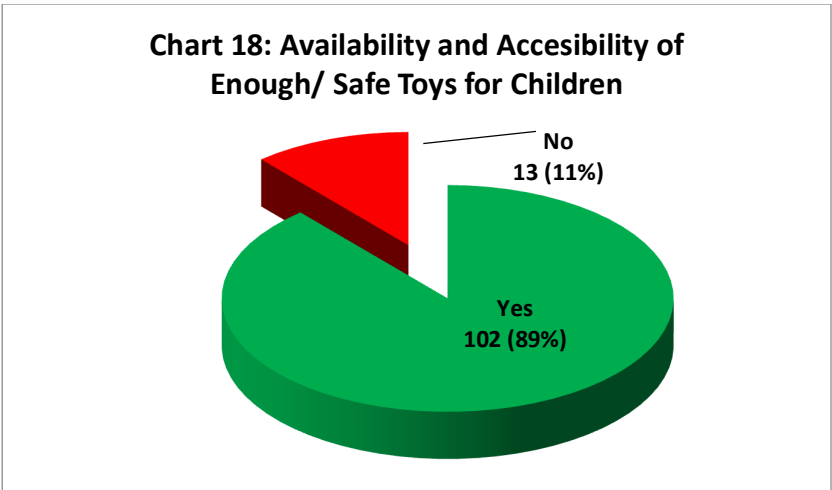
Table 17: Availability of Safe & Purified Drinking Water Storage		
Response	Number	Percent
Yes	109	94.8
No	6	5.2
Total	115	100.0
Based on observation of CCIs.		



18. Availability and Accessibility of Enough/ Safe Toys for Children

According to Rule 38(2) (JJ Model Rules, 2016), sufficient space shall be made available for outdoor sports and games.

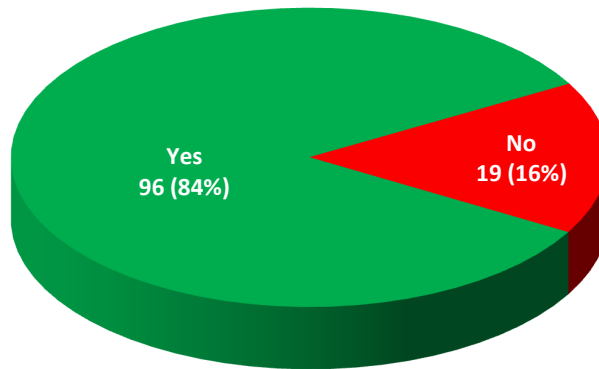
Table 18: Availability and Accessibility of Enough/ Safe Toys for Children		
Response	Number	Percent
Yes	102	88.7
No	13	11.3
Total	115	100.0
Based on observation of CCIs.		



19. Availability and Provision of Individual Beds to Children.

Table 19: Availability and Provision of Individual Beds to Children		
Response	Number	Percent
Yes	96	83.5
No	19	16.5
Total	115	100.0
Based on observation of CCIs.		

Chart 19: Availability and Provision of Individual Beds to Children



20. Segregation of Children according to Age-Group for Stay & Activities

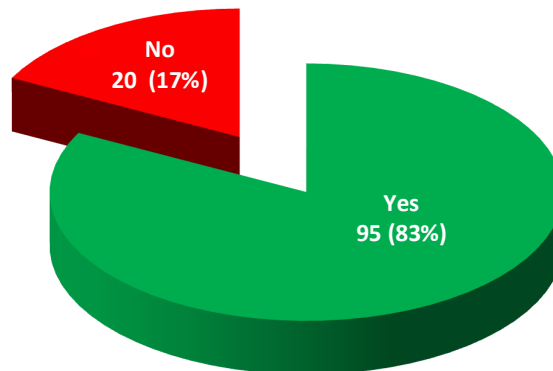
According to Rule 39(2) (JJ Model Rules, 2016), in order to ensure proper care and treatment as per the individual care plans, children shall be grouped on the basis of age, nature of offence or kind of care required, physical and mental health and length of stay.

Table 20: Segregation of Children according to Age-Group for Stay & Activities

Response	Number	Percent
Yes	95	82.6
No	20	17.4
Total	115	100.0

Based on observation of CCIs.

Chart 20: Segregation of Children according to Age-Group for Stay & Activities

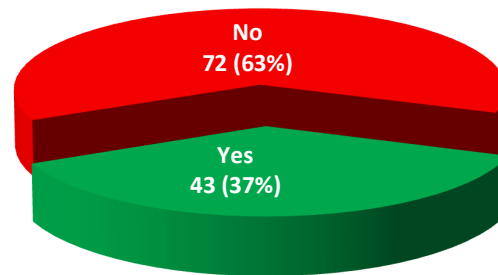


21. Availability of Written Child Protection Policy

According to Rule 29(3) (JJ Model Rules, 2016), every Child Care Institution shall keep a copy of the Act and the rules framed by the State Government, for use by both the staff and children residing therein.

Response	Number	Percent
Yes	43	37.4
No	72	62.6
Total	115	100.0
Based on observation of CCIs.		

Chart 21: Availability of Written Child Protection Policy

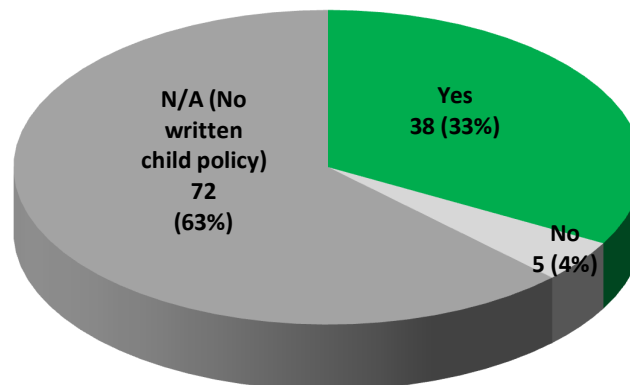


22. Adherence to the Child Protection Policy by Staff & Management

According to Rule 29(3) (JJ Model Rules, 2016), every Child Care Institution shall keep a copy of the Act and the rules framed by the State Government, for use by both the staff and children residing therein.

Response	Number	Percent
Yes	38	33.0
No	5	4.3
N/A (No written child policy)	72	62.6
Total	115	100.0
Based on responses given by the management of CCIs.		

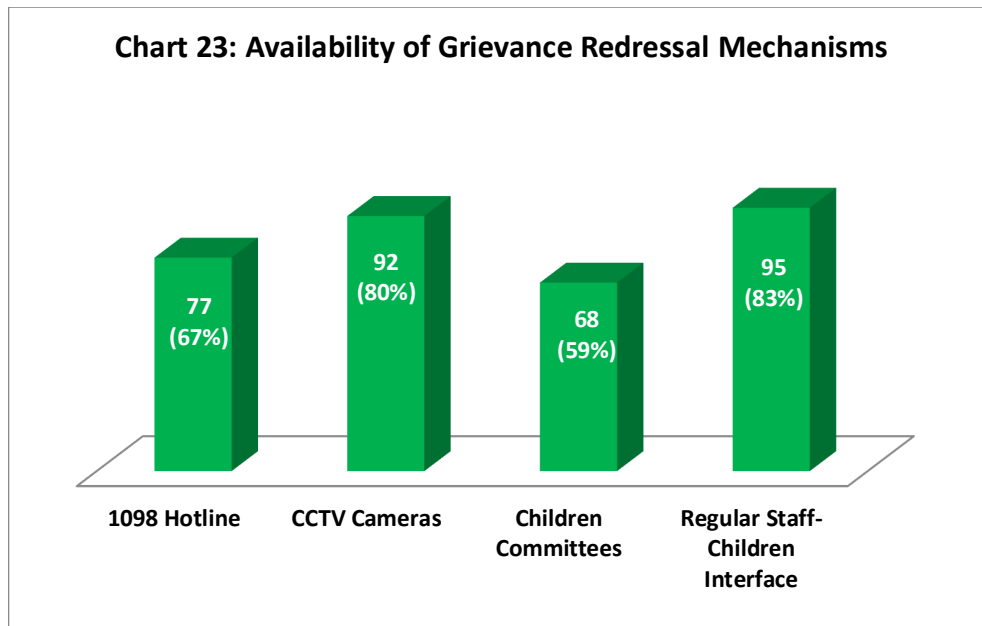
Chart 22: Adherence to the Child Protection Policy by Staff & Management



23. Availability of Grievance Redressal Mechanisms

According to Rule 39(5) (JJ Model Rules, 2016), the Management Committee shall set up a complaint and redressal mechanism in every Child Care Institution and a Children’s Suggestion Box shall be installed in every institution at a place easily accessible to children away from the office set up and closer to the residence or rooms or dormitories of the children.

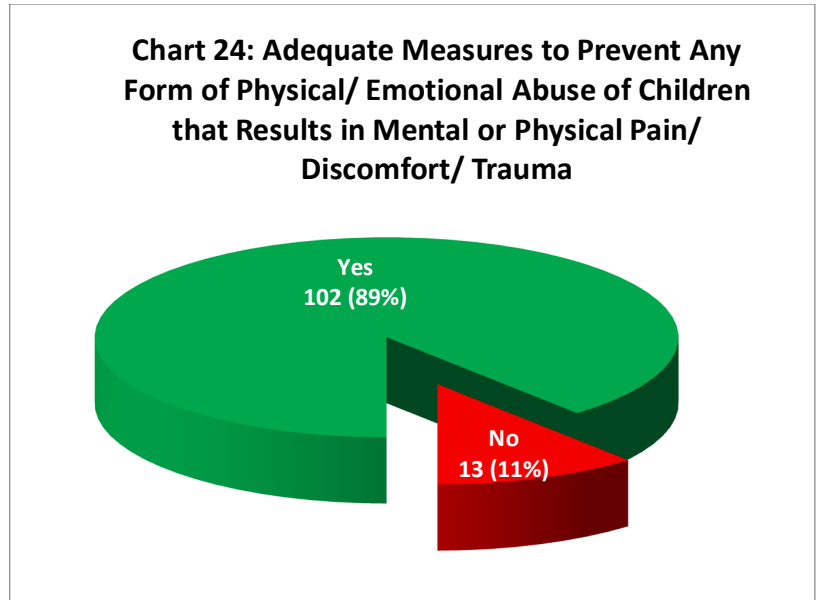
Table 23: Availability of Grievance Redressal Mechanisms		
Grievance Redressal Mechanisms	Yes	Yes
	Count	%
1098 Hotline	77	67.0%
CCTV Cameras	92	80.0%
Children Committees	68	59.1%
Regular Staff-Children Interface	95	82.6%
The total of percentages may exceed 100 due to multiple responses. Based on observation and records of CCIs.		



24. Adequate Measures to Prevent Any Form of Physical/ Emotional Abuse of Children that Results in Mental or Physical Pain/ Discomfort/ Trauma

According to Rule 76(1) (JJ Model Rules, 2016), every Child Care Institution shall evolve a system of ensuring that there is no abuse, neglect and maltreatment and shall include the staff who is aware of what constitutes abuse, neglect and maltreatment, and their early indication and how to respond to these abuses.

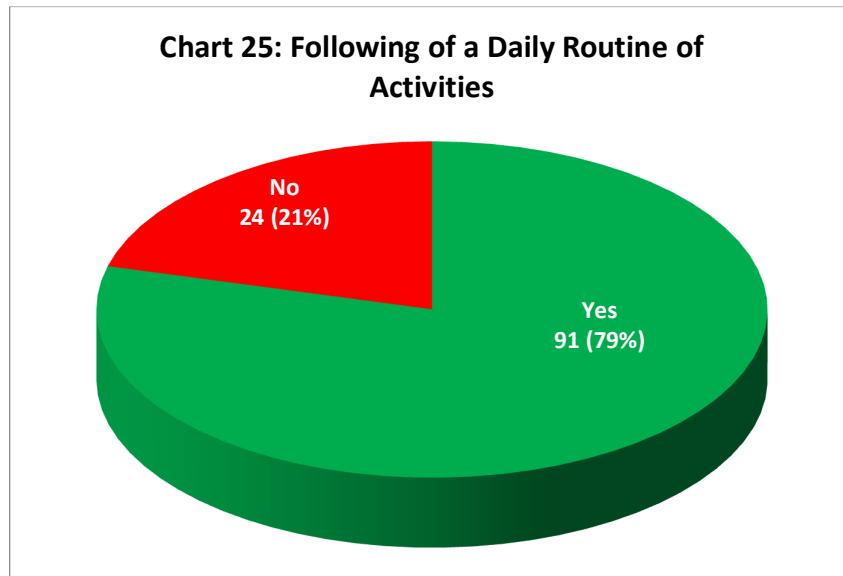
Table 24: Adequate Measures to Prevent Any Form of Physical/ Emotional Abuse of Children that Results in Mental or Physical Pain/ Discomfort/ Trauma		
Response	Number	Percent
Yes	102	88.7
No	13	11.3
Total	115	100.0
Based on observation and records of CCIs.		



25. Following of a Daily Routine of Activities

According to Rule 32(1)/ Rule 69 [L(2)] (JJ Model Rules, 2016), every Child Care Institution shall have a daily routine for children developed in consultation with the Children’s Committees, which shall be prominently displayed at various places within the Child Care Institution.

Table 25: Following of a Daily Routine of Activities		
Response	Number	Percent
Yes	91	79.1
No	24	20.9
Total	115	100.0
Based on observation of CCIs.		



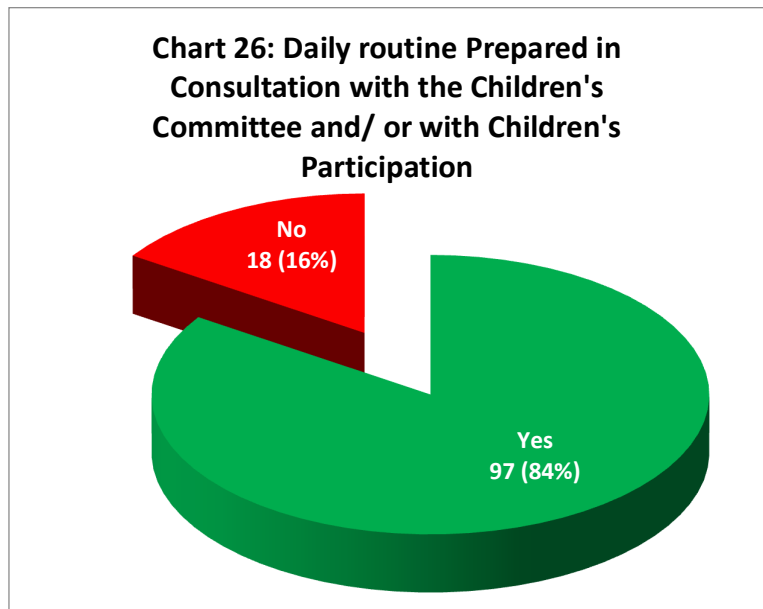
26. Daily routine Prepared in Consultation with the Children's Committee and/ or with Children's Participation

According to Rule 32(1)/ Rule 69 [L(2)] (JJ Model Rules, 2016), every Child Care Institution shall have a daily routine for children developed in consultation with the Children’s Committees, which shall be prominently displayed at various places within the Child Care Institution.

Table 26: Daily routine Prepared in Consultation with the Children's Committee and/ or with Children's Participation

Response	Number	Percent
Yes	97	84.3
No	18	15.7
Total	115	100.0

Based on responses given by the management of CCIs.

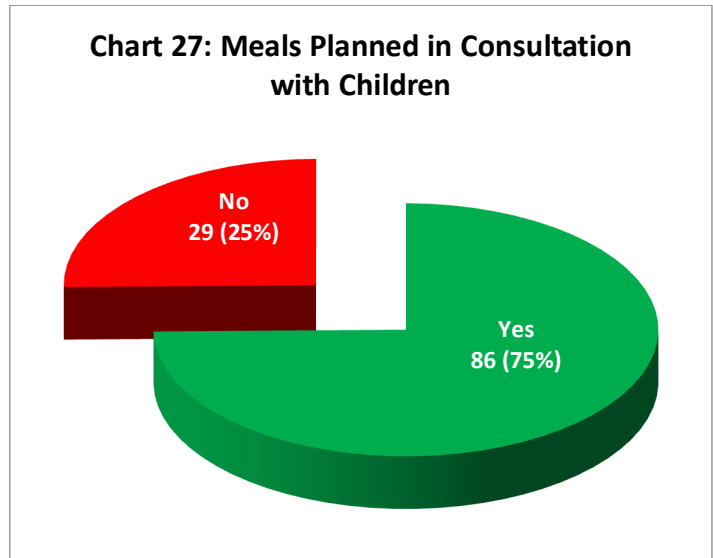


27. Meals Planned in Consultation with Children

According to Rule 33(5) (JJ Model Rules, 2016), the menu for the day shall be prepared in consultation with the Children’s Committee and shall be displayed in the dining hall.

Response	Number	Percent
Yes	86	74.8
No	29	25.2
Total	115	100.0

Based on observation and responses given by the management of CClis.

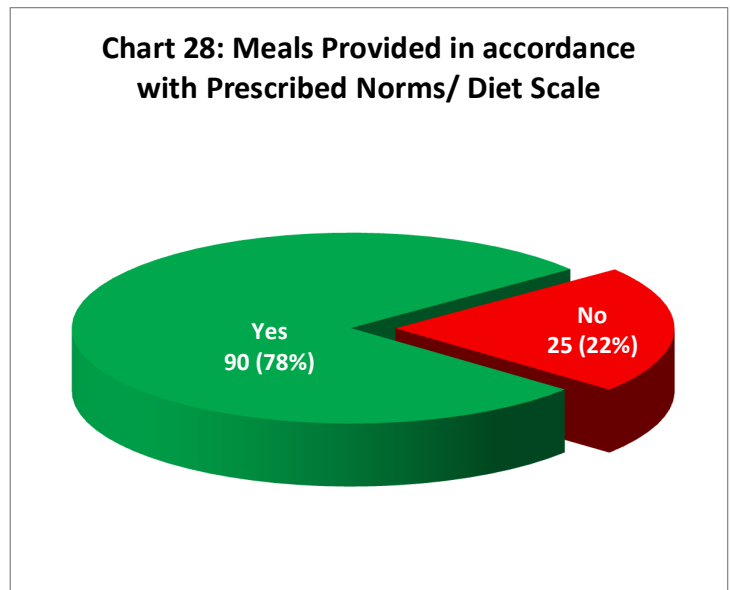


28. Meals Provided in accordance with Prescribed Norms/ Diet Scale

According to Rule 33(1) (JJ Model Rules, 2016), nutrition and diet scale shall be followed by the Child Care Institutions.

Response	Number	Percent
Yes	90	78.3
No	25	21.7
Total	115	100.0

Based on observation and responses given by the management of CClis.

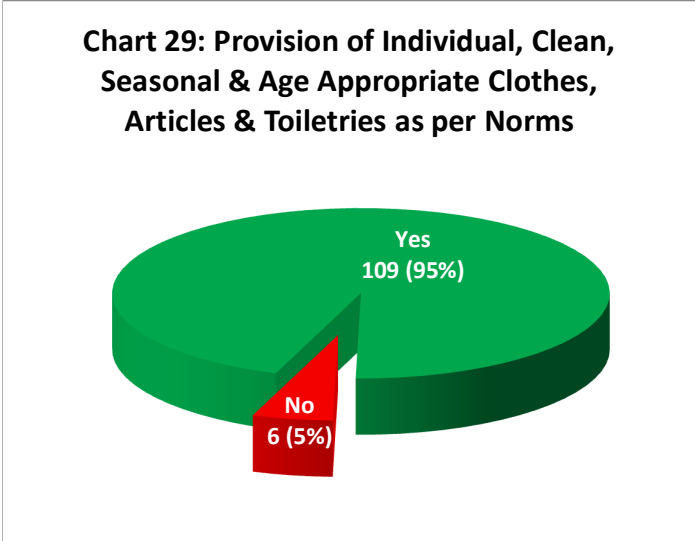


29. Provision of Individual, Clean, Seasonal & Age Appropriate Clothes, Articles & Toiletries as per Norms

According to Rule 30(1) (JJ Model Rules, 2016), minimum standards for clothing and bedding shall be as per the scale and climatic conditions.

Response	Number	Percent
Yes	109	94.8
No	6	5.2
Total	115	100.0

Based on responses given by the management of CCl.s.

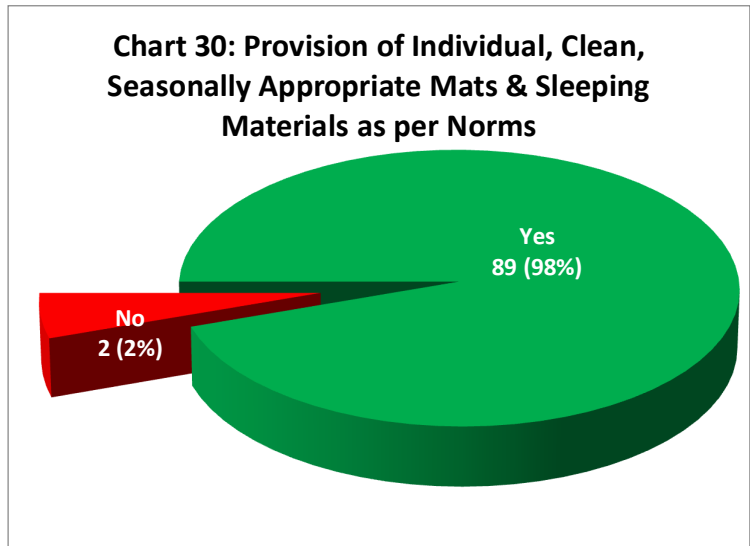


30. Provision of Individual, Clean, Seasonally Appropriate Mats & Sleeping Materials as per Norms

According to Rule 30(1) (JJ Model Rules, 2016), minimum standards for clothing and bedding shall be as per the scale and climatic conditions.

Response	Number	Percent
Yes	109	94.8
No	6	5.2
Total	115	100.0

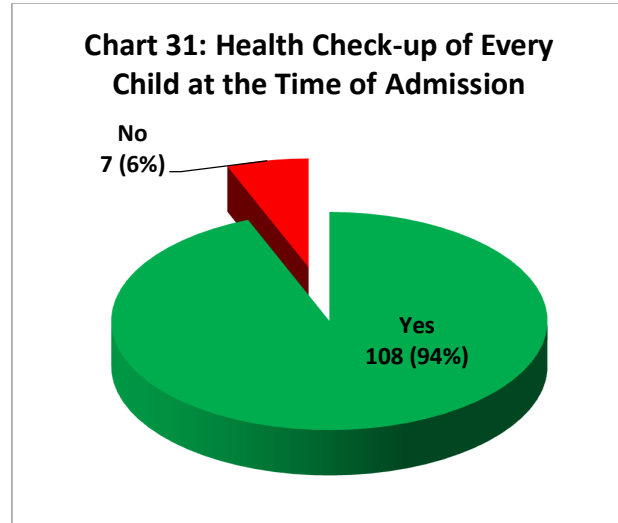
Based on responses given by the management of CCl.s.



31. Health Check-up of Every Child at the Time of Admission

According to Rule 34[3(i)] (JJ Model Rules, 2016), every Child Care Institution shall arrange for medical examination of each child admitted in an institution by the Medical Officer within twenty-four hours of admission and in special cases or medical emergencies immediately.

Table 31: Health Check-up of Every Child at the Time of Admission		
Response	Number	Percent
Yes	108	93.9
No	7	6.1
Total	115	100.0
Based on responses given by the management of CCIs.		

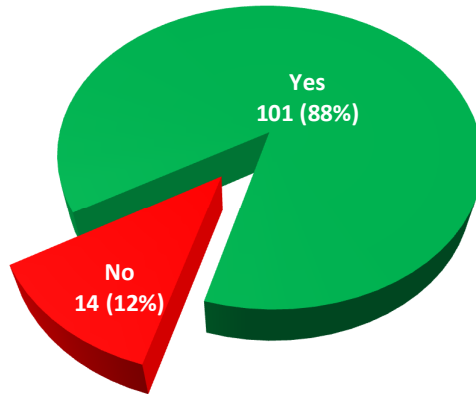


32. Educational Assessment of Every Child and Addressing their Need based on the Same

According to Rule 36(4) (JJ Model Rules, 2016), specialized trainers and experts shall be appointed to cater to the educational needs of children with special needs either physical or mental. Learning disorders shall be identified, assessed and reported in the Individual Care Plan. Further assistance shall be given to the child by trained professionals.

Table 32: Educational Assessment of Every Child and Addressing their Need based on the Same		
Response	Number	Percent
Yes	101	87.8
No	14	12.2
Total	115	100.0
Based on observation, records and responses given by the management of CCIs.		

Chart 32: Educational Assessment of Every Child and Addressing their Need based on the Same

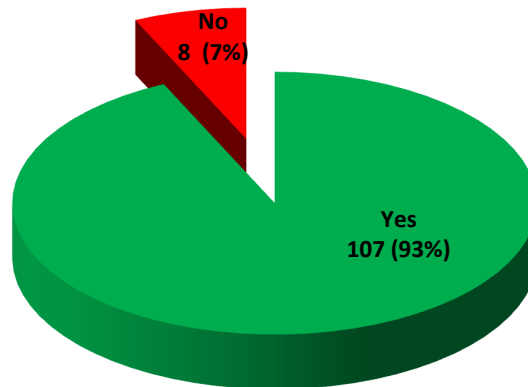


33. Provision of Age-appropriate Formal Education to All Children

According to Rule 36(1) (JJ Model Rules, 2016), every child care institution shall provide education to all children according to the age and ability, both inside the institution and outside, as per requirement.

Table 33: Provision of Age appropriate Formal Education to All Children		
Response	Number	Percent
Yes	107	93.0
No	8	7.0
Total	115	100.0
Based on responses given by the management of CCIs.		

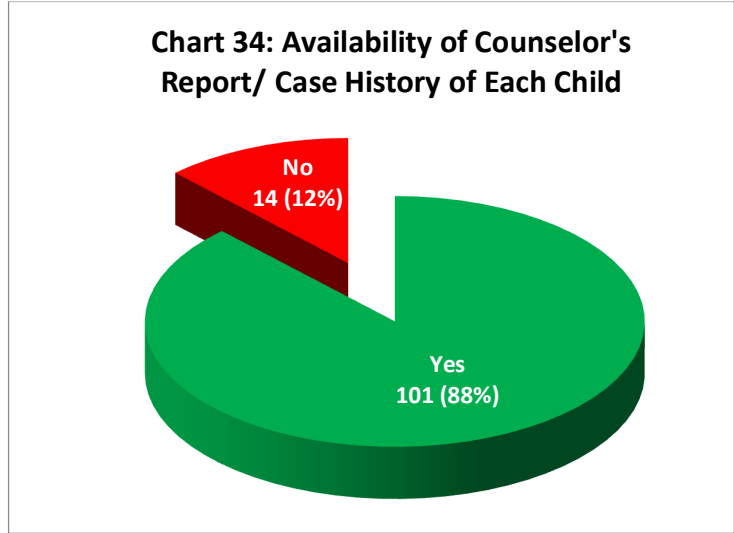
Chart 33: Provision of Age appropriate Formal Education to All Children



34. Availability of Counselor's Report/ Case History of Each Child

- According to Rule 73[3(v)], every Child Care Institution shall maintain Case History form of each child under the JJ Model rules, 2016.
- According to Rule 73[3(vii)], every Child Care Institution shall maintain Counselor’s report of each child under the JJ Model rules, 2016.

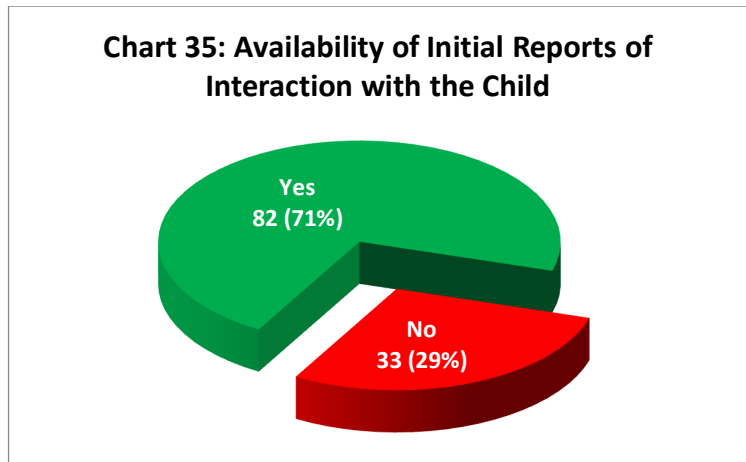
Response	Number	Percent
Yes	101	87.8
No	14	12.2
Total	115	100.0
Based on records of CCIs.		



35. Availability of Initial Reports of Interaction with the Child

According to Rule 73[1(ix)], every Child Care Institution shall maintain initial reports of interaction with the child under the JJ Model rules, 2016.

Response	Number	Percent
Yes	82	71.3
No	33	28.7
Total	115	100.0
Based on records of CCIs.		

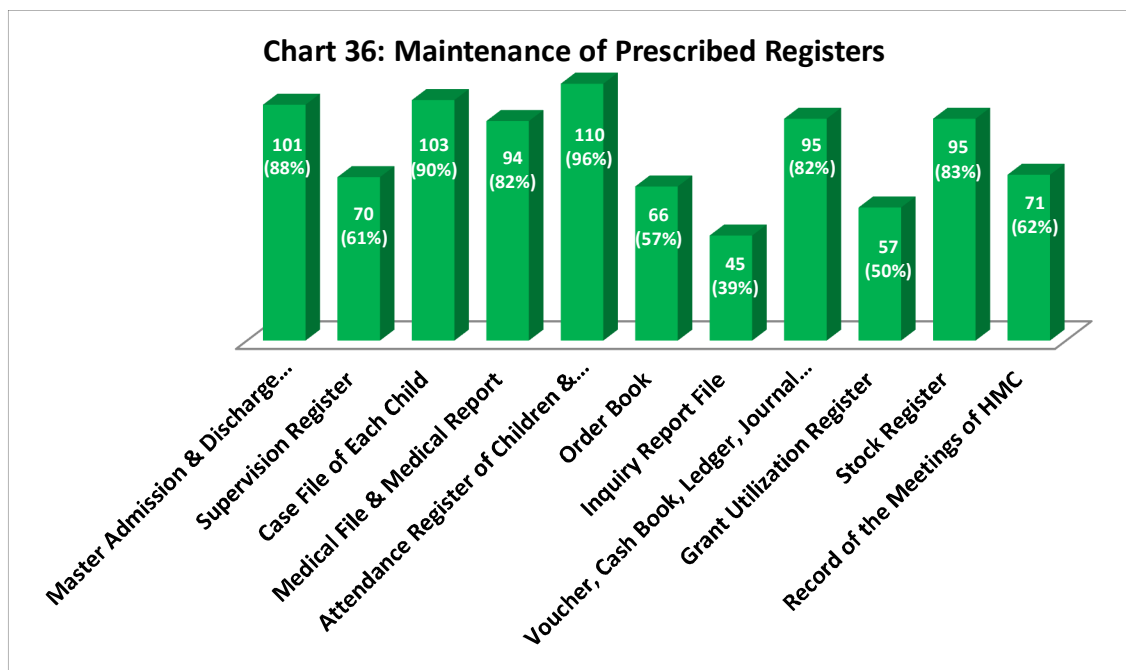


36. Maintenance of Prescribed Registers

According to Rule 77(1), the Person-In-Charge shall maintain registers and forms under the JJ Model rules, 2016.

Prescribed Registers	Count	%
Master Admission & Discharge Register	101	87.8%
Supervision Register	70	60.9%
Case File of Each Child	103	89.6%
Medical File & Medical Report	94	81.7%

Attendance Register of Children & Staff	110	95.7%
Order Book	66	57.4%
Inquiry Report File	45	39.1%
Voucher, Cash Book, Ledger, Journal & Annual Accounts	95	82.6%
Grant Utilization Register	57	49.6%
Stock Register	95	82.6%
Record of the Meetings of HMC	71	61.7%
The total of percentages may exceed 100 due to multiple responses.		
Based on records of CCl.s.		

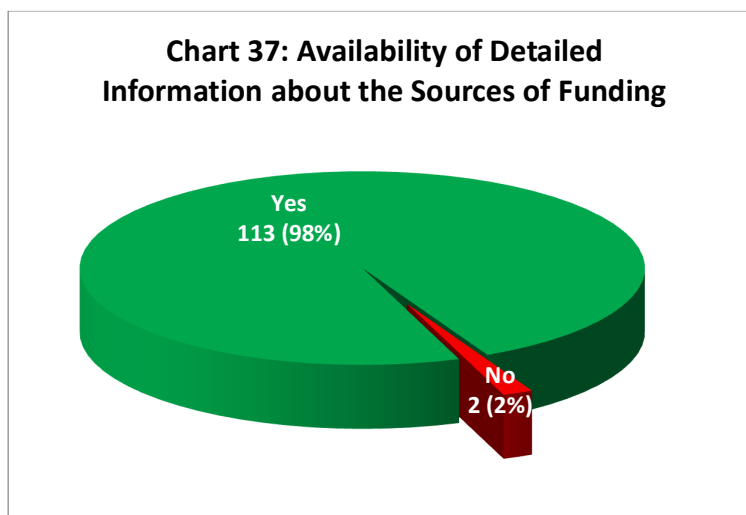


37. Availability of Detailed Information about the Sources of Funding

Table 37: Availability of Detailed Information about the Sources of Funding

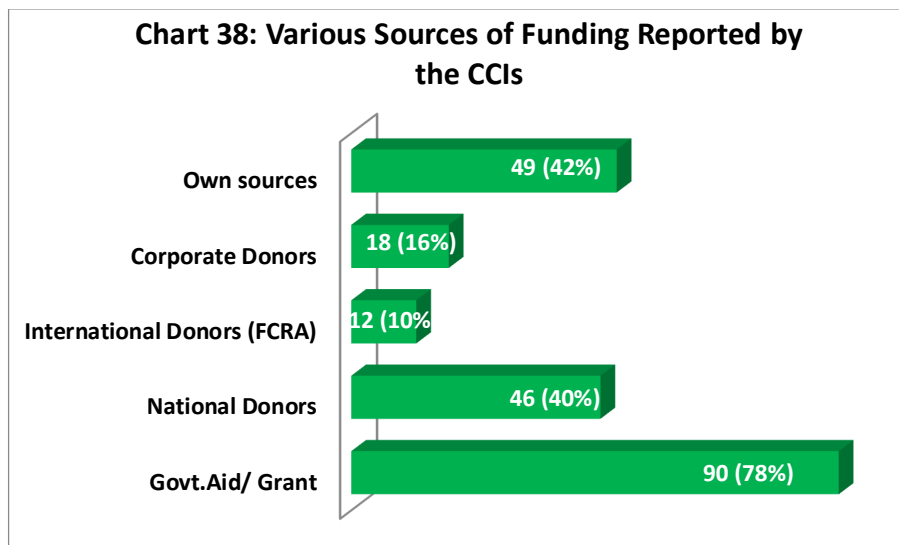
Response	Number	Percent
Yes	113	98.3
No	2	1.7
Total	115	100.0

Based on records of CCl.s.



38. Various Sources of Funding Reported by the CCI's

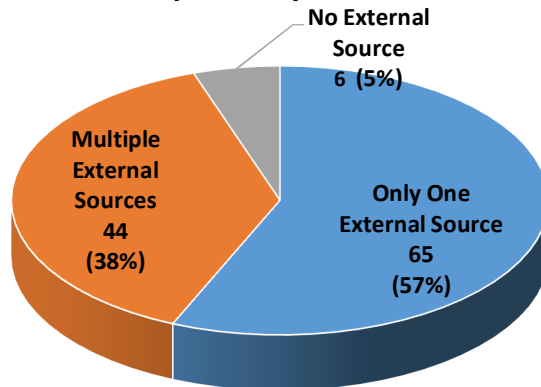
Table 38: Various Sources of Funding Reported by the CCI's		
Sources of Funding	Yes	
	Count	%
Govt. Aid/ Grant	90	78.3%
National Donors	46	40.0%
International Donors (FCRA)	12	10.4%
Corporate Donors	18	15.7%
Own sources	49	42.6%
The total of percentages may exceed 100 due to multiple responses. Based on responses given by the management of CCI's.		



38a. Number of External Sources of Funding Reported by the CCI's

Table 38a: Number of External Sources of Funding Reported by the CCI's		
Number of External Sources of Funding	Yes	
	Count	%
Only One External Source	65	56.5
Multiple External Sources	44	38.3
No External Source (Run solely through Own Sources)	6	5.2
Total	115	100.0
Based on records of CCI's.		

Chart 38a: Number of External Sources of Funding Reported by the CCIs



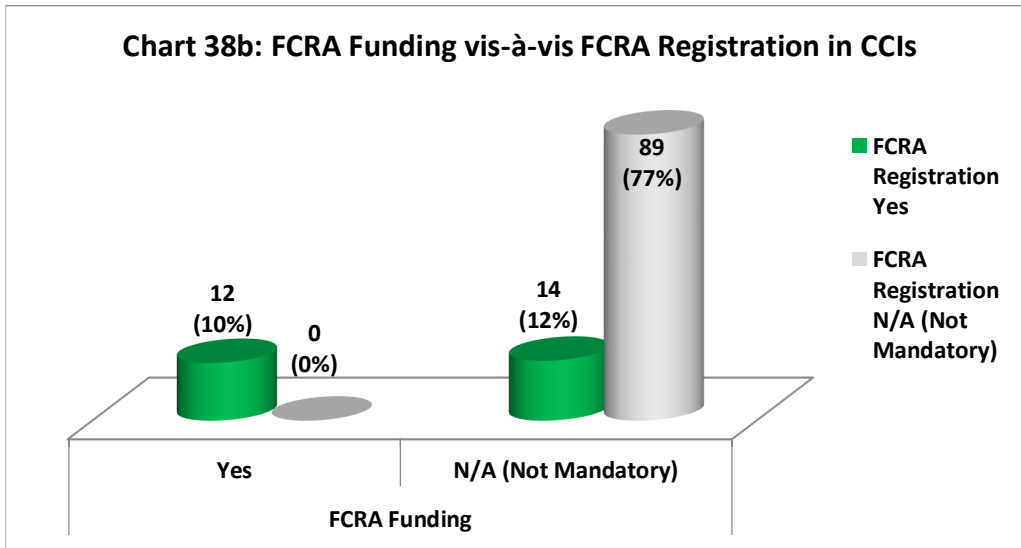
38b. FCRA Funding vis-à-vis FCRA Registration in CCIs

Table 38b: FCRA Funding vis-à-vis FCRA Registration in CCIs

		FCRA Funding		Total
		Yes	N/A (Not Mandatory)	
FCRA Registration	Yes	12	14	26
	N/A (Not Mandatory)	0	89	89
Total		12	103	115

Based on records of CCIs.

Chart 38b: FCRA Funding vis-à-vis FCRA Registration in CCIs

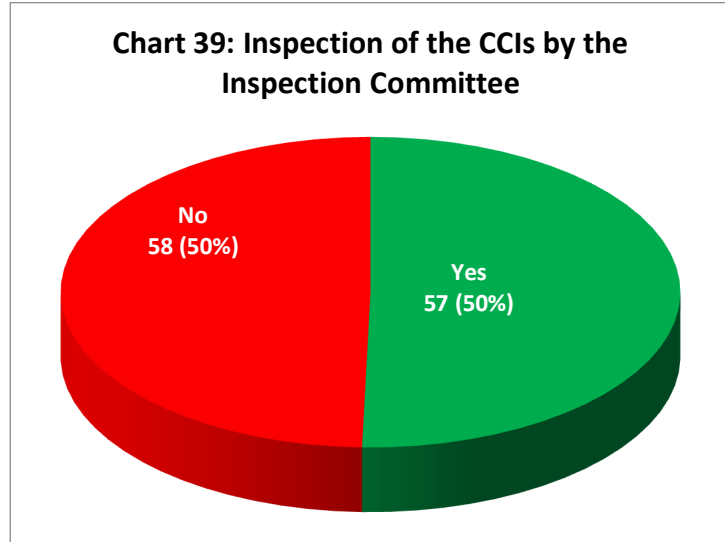


39. Inspection of the CCIs by the Inspection Committee

According to Rule 73(4), the State Inspection Committee shall carry out random inspections of the institutions housing children to determine whether such institution is housing children in need of care and protection.

Response	Number	Percent
Yes	58	50.4
No	57	49.6
Total	115	100.0

Based on records of CCIs.

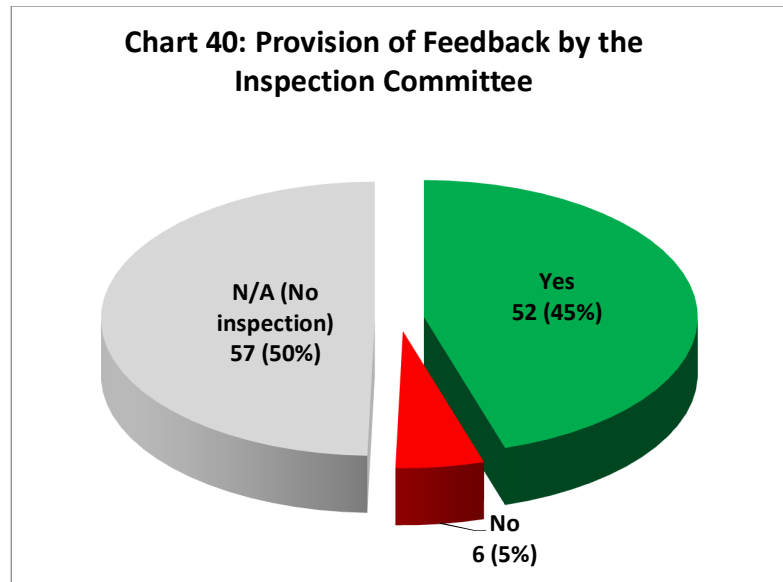


40. Provision of Feedback by the Inspection Committee

According to Rule 73(4), the State Inspection Committee shall carry out random inspections of the institutions housing children to determine whether such institution is housing children in need of care and protection.

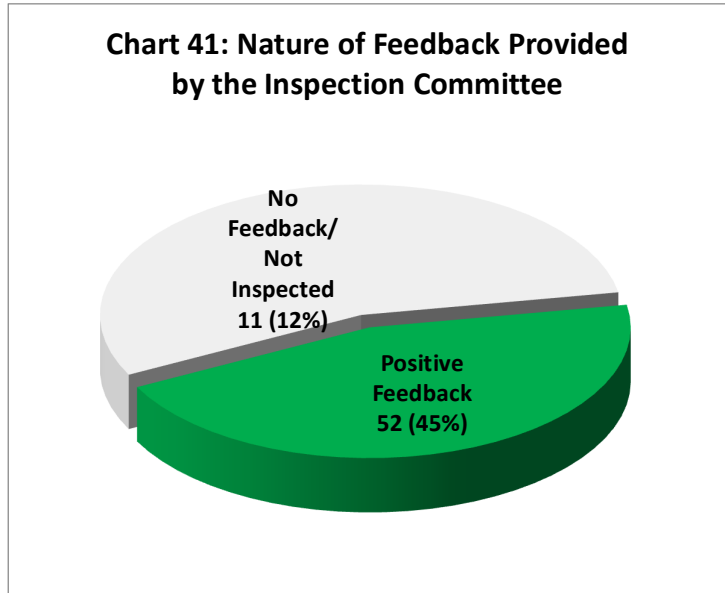
Response	Number	Percent
Yes	52	45.2
No	6	5.2
N/A (No inspection)	57	49.6
Total	115	100.0

Based on records of CCIs.



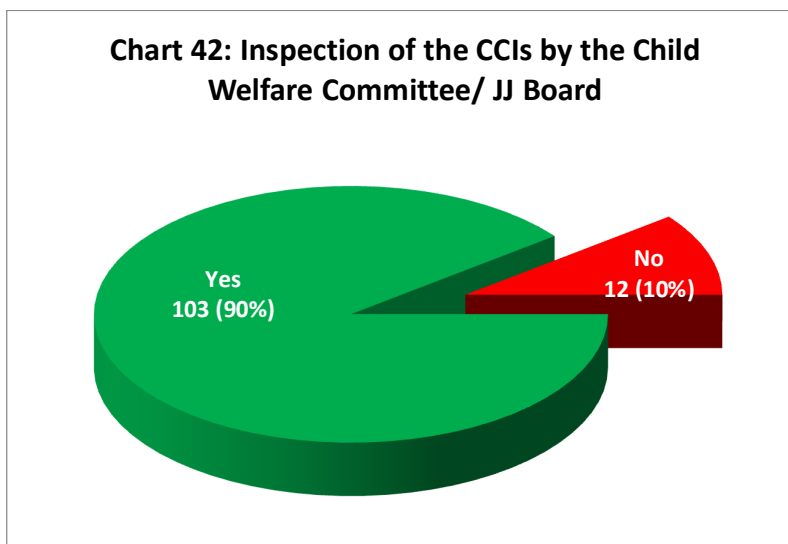
41. Nature of Feedback Provided by the Inspection Committee

Table 41: Nature of Feedback Provided by the Inspection Committee		
Feedback	Number	Percent
Positive Feedback	52	45.2
No Feedback/ Not Inspected	63	54.8
Total	115	100.0
Based on observation and records of CCIs.		



42. Inspection of the CCIs by the Child Welfare Committee/ JJ Board

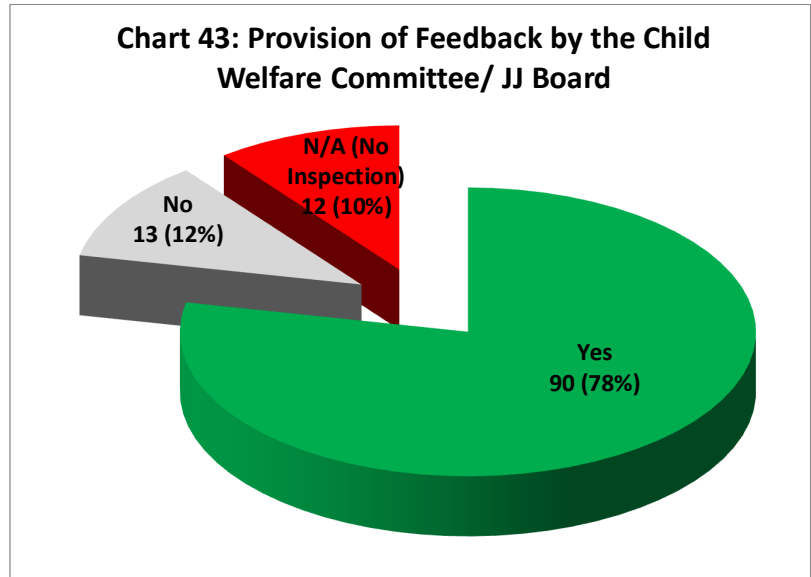
Table 42: Inspection of the CCIs by the Child Welfare Committee/ JJ Board		
Response	Number	Percent
Yes	103	89.6
No	12	10.4
Total	115	100.0
Based on records of CCIs.		



43. Provision of Feedback by the Child Welfare Committee/ JJ Board

Response	Number	Percent
Yes	90	78.3
No	13	11.3
N/A (No Inspection)	12	10.4
Total	115	100.0

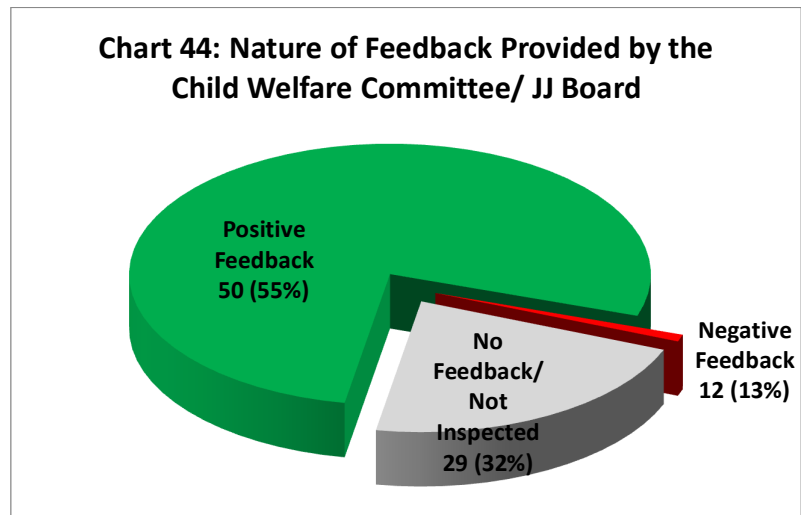
Based on records of CCIs.



44. Nature of Feedback Provided by the Child Welfare Committee/ JJ Board

Feedback	Number	Percent
Positive Feedback	89	77.4
Negative Feedback	1	.9
No Feedback/ Not Inspected	25	21.7
Total	115	100.0

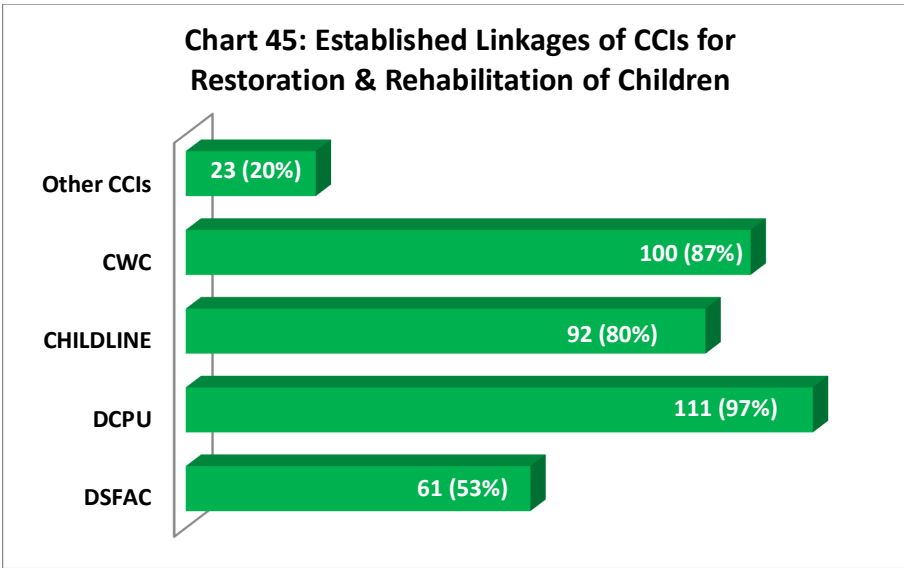
Based on records of CCIs.



45. Established Linkages of CCI for Restoration & Rehabilitation of Children

Table 45: Established Linkages of CCI for Restoration & Rehabilitation of Children		
Linkage	Count	%
Other CCIs	23	20.0%
CWC	100	87.0%
CHILDLINE	92	80.0%
DCPU	111	96.5%
DSFAC	61	53.0%

The total of percentages may exceed 100 due to multiple responses.
Based on records and responses given by the management of CCIs.



* * * *

...the first of these is the fact that the ...

...the second of these is the fact that the ...

...the third of these is the fact that the ...

...the fourth of these is the fact that the ...

...the fifth of these is the fact that the ...

...the sixth of these is the fact that the ...

...the seventh of these is the fact that the ...

...the eighth of these is the fact that the ...

...the ninth of these is the fact that the ...

...the tenth of these is the fact that the ...

...the eleventh of these is the fact that the ...

...the twelfth of these is the fact that the ...